

BUSINESS AVIATION TRAFFIC TRACKER EUROPE

MARCH 2022



EUROPEAN BUSINESS AVIATION ASSOCIATION



DEPARTURES, ARRIVALS, INTERNALS AND OVERFLIGHTS (DAIO) REPORT

TOTAL BUSINESS AVIATION FLIGHTS



Business Aviation (ECAC Area)

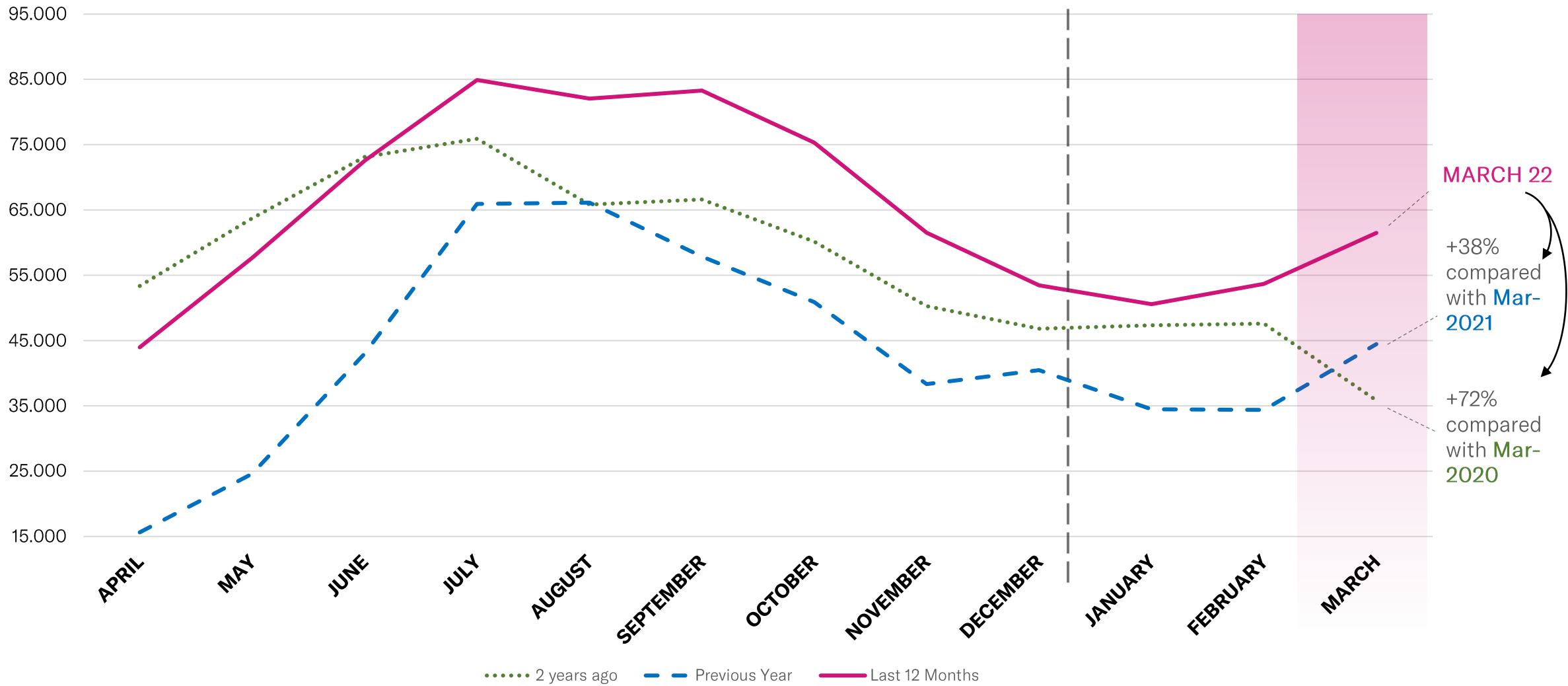
	ARRIVAL			DEPARTURE			INTERNAL			OVERFLIGHT			PREVIOUS YEAR	CURRENT YEAR	GROWTH
	Previous Year	Current Year	Growth	Previous Year	Current Year	Growth	Previous Year	Current Year	Growth	Previous Year	Current Year	Growth			
Apr 2021	1.142	3.090	170,6%	1.076	2.989	177,8%	13.150	36.979	181,2%	269	903	235,7%	15.637	43.961	181,1%
May 2021	1.487	3.338	124,5%	1.432	3.182	122,2%	21.404	50.454	135,7%	277	684	146,9%	24.600	57.658	134,4%
Jun 2021	2.238	4.251	89,9%	2.156	4.047	87,7%	38.235	63.751	66,7%	360	491	36,4%	42.989	72.540	68,7%
Jul 2021	3.168	4.760	50,3%	3.108	4.660	49,9%	59.226	74.983	26,6%	417	493	18,2%	65.919	84.896	28,8%
Aug 2021	3.671	4.748	29,3%	3.660	4.666	27,5%	58.393	72.140	23,5%	395	498	26,1%	66.119	82.052	24,1%
Sep 2021	3.161	4.436	40,3%	3.160	4.454	40,9%	51.180	73.930	44,5%	347	445	28,2%	57.848	83.265	43,9%
Oct 2021	3.029	4.663	53,9%	3.072	4.733	54,1%	44.204	65.056	47,2%	591	868	46,9%	50.896	75.320	48,0%
Nov 2021	2.640	4.123	56,2%	2.715	4.133	52,2%	32.228	52.333	62,4%	764	940	23,0%	38.347	61.529	60,5%
Dec 2021	3.056	3.907	27,8%	3.216	4.070	26,6%	33.425	44.685	33,7%	769	803	4,4%	40.466	53.465	32,1%
Jan 2022	2.704	3.803	40,6%	2.504	3.571	42,6%	28.277	42.328	49,7%	1.004	885	-11,9%	34.489	50.587	46,7%
Feb 2022	2.433	3.453	41,9%	2.401	3.269	36,2%	28.938	46.307	60,0%	596	652	9,4%	34.368	53.681	56,2%
Mar 2022	3.005	3.454	14,9%	3.028	3.445	13,8%	37.445	53.889	43,9%	987	700	-29,1%	44.465	61.488	38,3%
Grand Total	31.734	48.026	51,3%	31.528	47.219	49,8%	446.105	676.835	51,7%	6.776	8.362	23,4%	516.143	780.442	51,2%

DEPARTURES, ARRIVALS, INTERNALS AND OVERFLIGHTS (DAIO) REPORT

TOTAL BUSINESS AVIATION FLIGHTS



EBAA TRAFFIC TRACKER - MARCH 2022

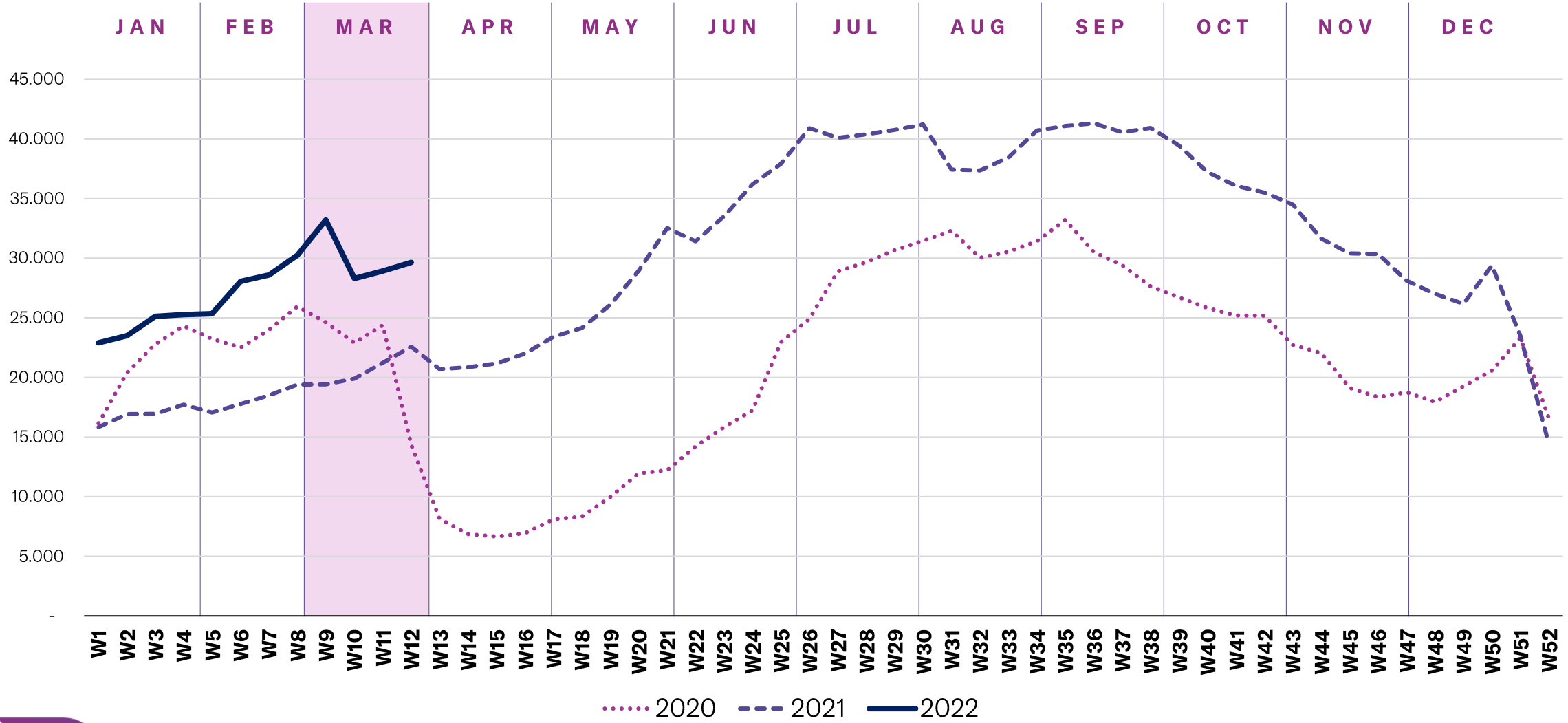


WEEK BY WEEK DETAILS IN EUROPE

BUSINESS AVIATION WEEKLY MOVEMENTS (DEPARTURES + ARRIVALS)



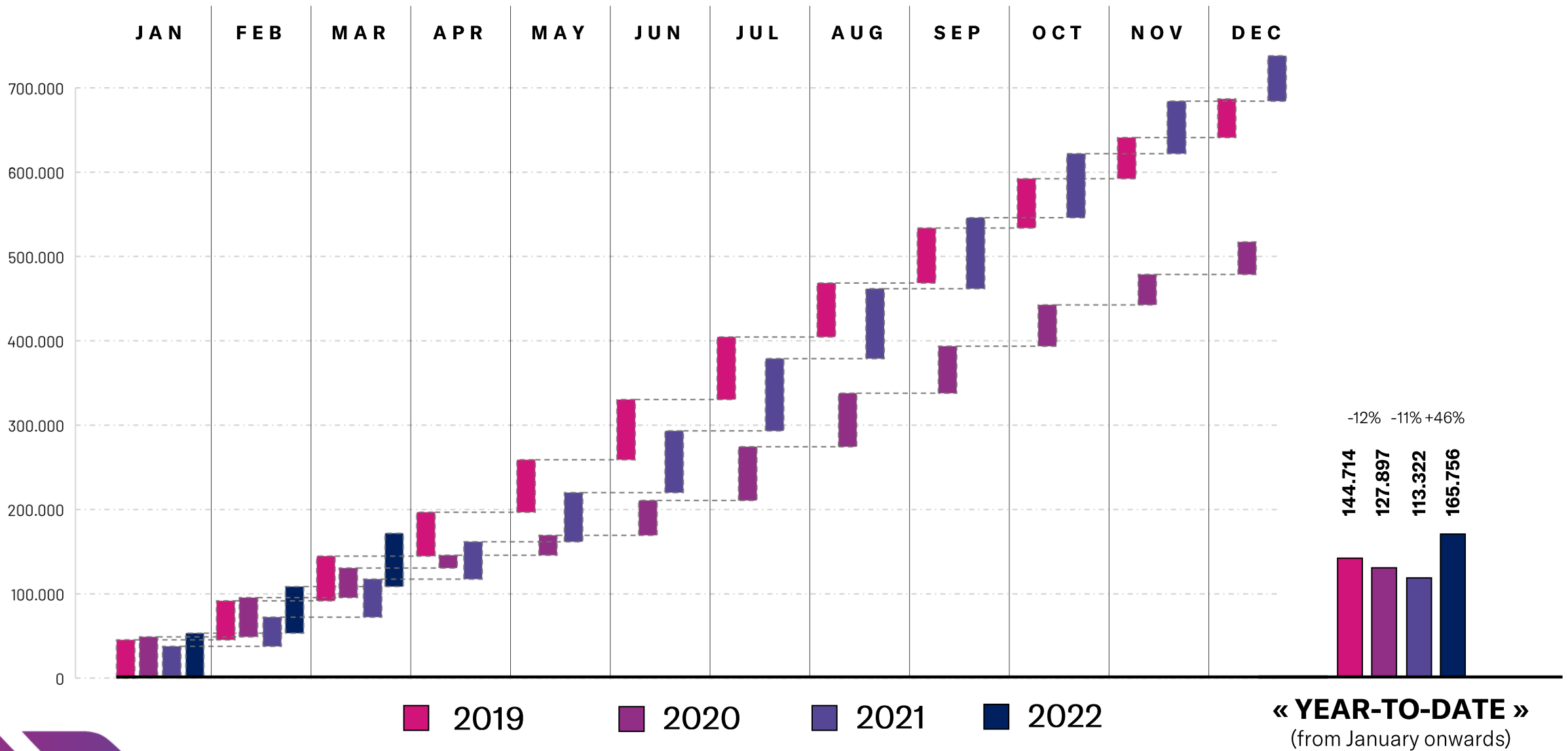
EBAA TRAFFIC TRACKER - MARCH 2022




YEAR-TO-DATE DETAILS IN EUROPE (FLIGHTS FROM JANUARY ONWARDS) BUSINESS AVIATION FLIGHTS



EBAA TRAFFIC TRACKER - MARCH 2022



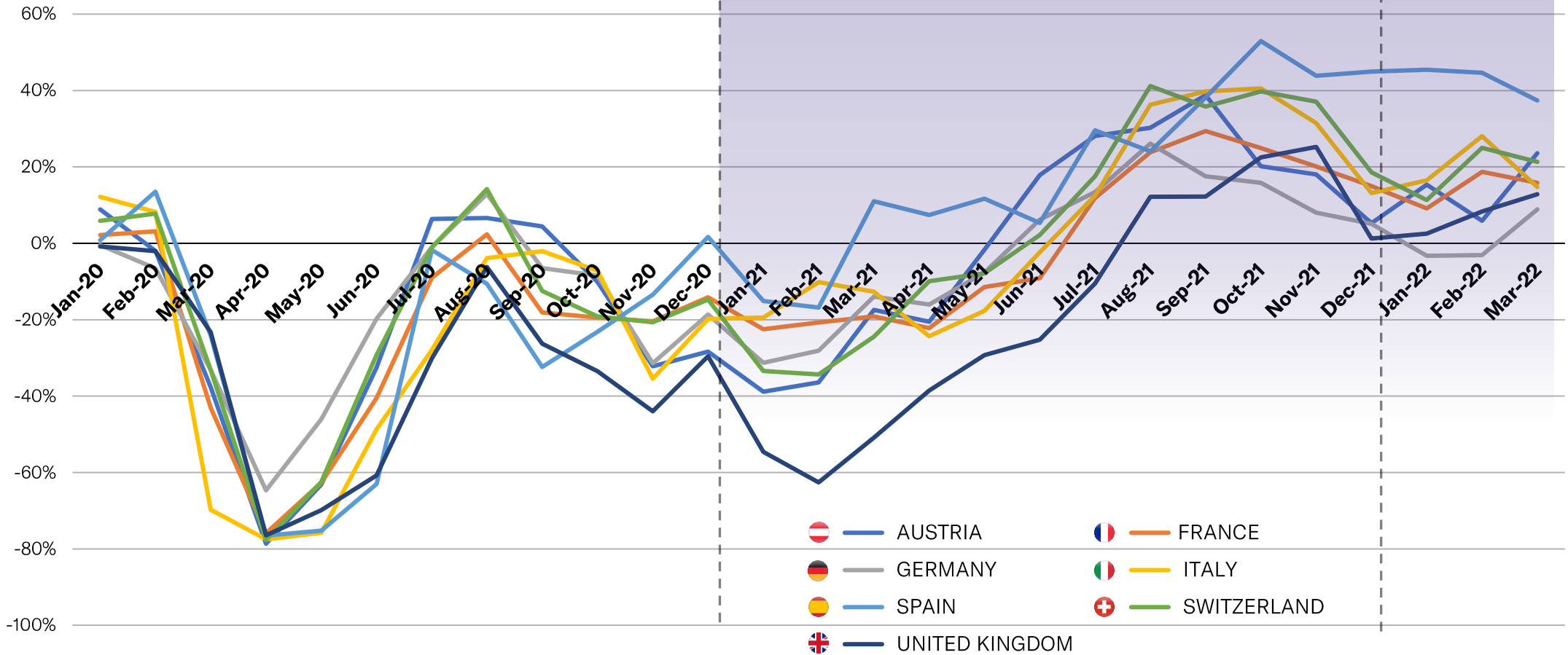
STATES – MONTHLY TRAFFIC GROWTH COMPARED WITH PRE-COVID LEVELS (*)



EBAA TRAFFIC TRACKER - MARCH 2022

Compared with the same month
one year ago (2019)

(*) Given the specificity of the traffic from 2020 onwards,
the data here is compared with the same month in 2019 instead of 2020-21
(last « normal year » before the start of Covid)



EUROPEAN STATES – STATE OF PLAY

« YEAR-TO-DATE » details in Europe (movements from january onwards)

STATE OF PLAY - YTD (from january onwards)

(*) Given the specificness of the traffic from 2020 onwards, the data here is compared with the same month in 2019 instead of 2021 (last « normal year » before the start of Covid)



















EBAA TRAFFIC TRACKER - MARCH 2022

	MONTH CURRENT YEAR	MONTH GROWTH(*)	YTD CURRENT YEAR	YTD GROWTH(*)
FRANCE	21.907	16%	56.830	15%
UNITED KINGDOM	16.888	13%	45.171	8%
GERMANY	15.558	7%	40.709	-1%
SWITZERLAND	9.618	21%	27.718	19%
ITALY	8.967	15%	22.865	19%
SPAIN	7.909	31%	22.130	35%
AUSTRIA	3.890	24%	10.568	15%
SWEDEN	3.668	23%	9.765	11%
NORWAY	3.628	2%	9.589	-5%
TURKEY	3.112	7%	8.304	16%
BELGIUM	2.740	24%	7.225	27%
NETHERLANDS	2.703	26%	6.516	20%
POLAND	2.345	44%	5.483	27%
CZECH REPUBLIC	1.557	16%	4.398	23%
PORTUGAL	1.572	47%	4.133	45%
GREECE	1.716	76%	4.038	57%
FINLAND	1.284	-1%	3.591	-4%
DENMARK	1.225	16%	3.230	13%
ROMANIA	1.403	103%	3.131	61%
IRELAND	1.216	35%	3.103	25%
HUNGARY	849	38%	2.385	52%
SERBIA	713	35%	2.125	35%
UKRAINE	★ 0	-100%	2.105	-8%
LUXEMBOURG	682	13%	1.727	11%
CYPRUS	597	39%	1.696	48%
SLOVAKIA	660	-4%	1.617	-5%
CROATIA	592	1%	1.606	12%
MALTA	452	30%	1.113	27%
BULGARIA	362	1%	1.031	3%
LATVIA	185	13%	920	85%
SLOVENIA	307	45%	818	34%
LITHUANIA	287	117%	816	124%
ESTONIA	260	47%	799	71%
ICELAND	236	-9%	602	-1%
MONTENEGRO	215	55%	476	46%
ALBANIA	98	61%	314	124%
BOSNIA & HERZ.	159	26%	298	17%
MACEDONIA	85	81%	189	34%
MOLDOVA	49	-11%	151	20%

TOP 10 ACTIVE AIRPORTS – MARCH 2022

AVERAGE DAILY BUSINESS AVIATION DEPARTURES



RANK	ICAO CODE	NAME	MONTH CURRENT YEAR	MONTH GROWTH	YTD CURRENT YEAR	YTD GROWTH
1	LFPB	 PARIS LE BOURGET	77,1	88,8%	66,5	72,6%
2	LSGG	 GENEVE COINTRIN	47,4	76,2%	44,1	74,7%
3 	EGLF	 FARNBOROUGH CIV	37,4	125,9%	37,1	182,6%
4 	EGGW	 LONDON/LUTON	35,6	220,6%	31,7	208,5%
5 	LSZH	 ZURICH	32,5	37,6%	31,5	50,9%
6 	LFMN	 NICE	31,9	53,7%	31,8	61,4%
7 	LIML	 MILANO LINATE	27,0	58,2%	24,2	62,6%
8 	EGKB	 BIGGIN HILL	25,2	116,9%	26,3	179,8%
9 	LEMD	 MADRID BARAJAS	20,2	51,8%	17,5	77,8%
10 	EDDB	 BERLIN BRANDENB.	19,9	27,2%	18,3	46,7%

TOP 30 AIRPORTS – STATE OF PLAY

« YEAR-TO-DATE » details in Europe (movements from january onwards)

STATE OF PLAY - YTD (from january onwards)

(*) Given the specificity of the traffic from 2020 onwards, the data here is compared with the same month in 2019 instead of « 2020-early 2021 » (last « normal year » before the start of Covid)

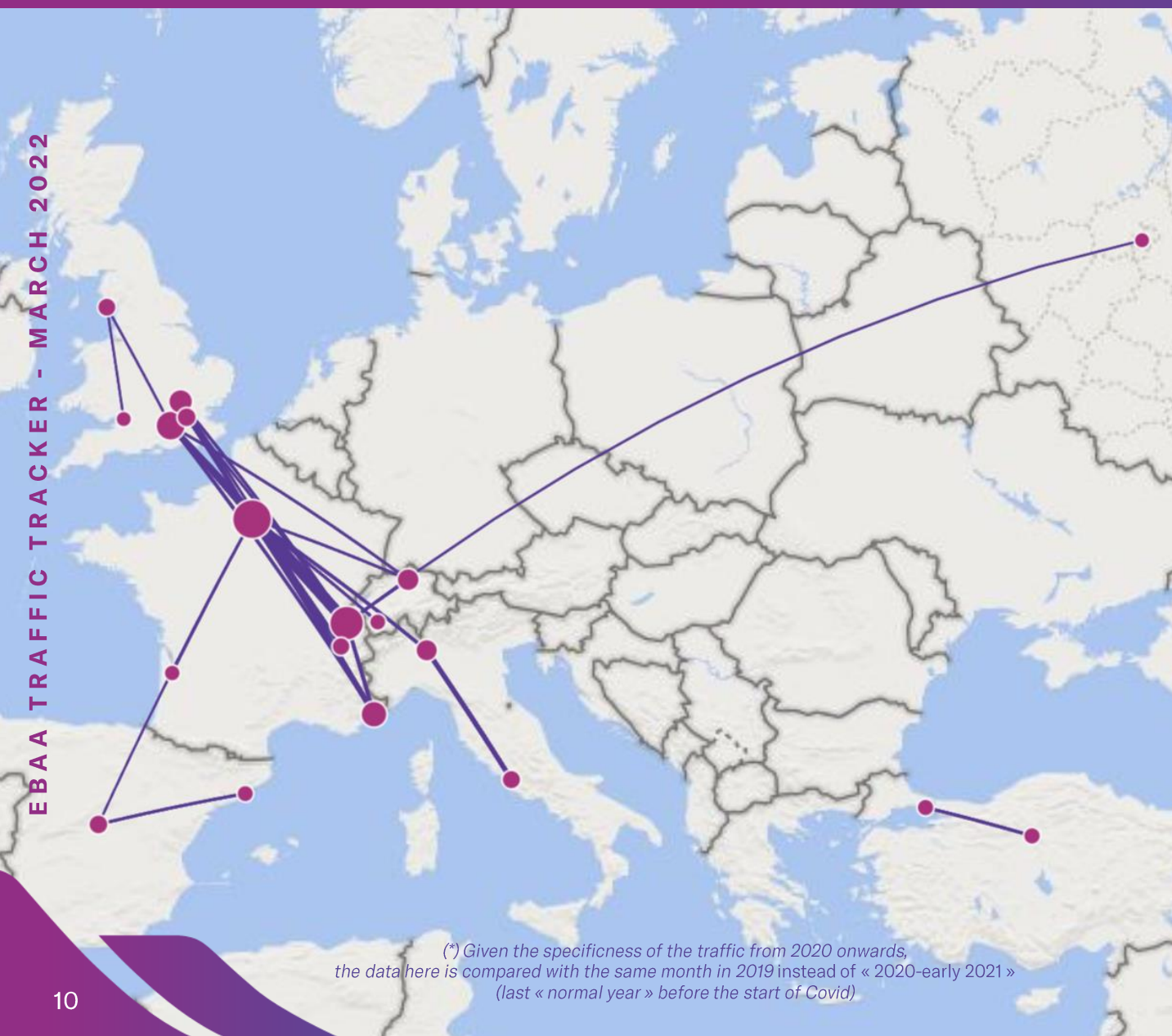
	MONTH CURRENT YEAR	MONTH GROWTH(*)	YTD CURRENT YEAR	YTD GROWTH(*)
🇫🇷 PARIS LE BOURGET	5.155	19%	12.931	14%
🇨🇭 GENEVA INTERNATIONAL	3.308	21%	8.992	21%
🇬🇧 FARNBOROUGH	2.566	21%	7.325	19%
🇫🇷 NICE CÔTE D'AZUR	2.164	8%	6.231	21%
🇬🇧 LONDON LUTON	2.349	8%	6.198	4%
🇨🇭 ZURICH	2.210	25%	6.137	15%
🇬🇧 LONDON BIGGIN HILL	1.671	32%	5.049	48%
🇮🇹 MILANO LINATE	1.754	18%	4.554	17%
🇩🇪 BERLIN SCHÖNEFELD	1.306	25%	3.503	23%
🇪🇸 MADRID BARAJAS	1.308	36%	3.374	29%
🇩🇪 MÜNCHEN	1.098	-12%	3.367	-4%
🇨🇭 SION	1.111	45%	3.352	47%
🇦🇹 WIEN SCHWECHAT	1.251	18%	3.348	10%
🇮🇹 ROMA CIAMPINO	1.187	8%	3.203	14%
🇪🇸 MALAGA COSTA DEL SOL	982	80%	3.186	117%
🇹🇷 ISTANBUL ATATÜRK	1.203	52%	3.180	52%
🇫🇷 CHAMBERY SAVOIE MONT BLANC	1.107	9%	3.103	16%
🇨🇪 PRAGUE VACLAV HAVEL	1.056	23%	2.986	28%
🇳🇱 AMSTERDAM SCHIPHOL	1.229	49%	2.956	29%
🇪🇸 PALMA DE MALLORCA	1.089	61%	2.858	77%
🇪🇸 BARCELONA	958	30%	2.472	16%
🇧🇪 BRUSSELS NATIONAL	978	21%	2.451	26%
🇦🇹 SALZBURG W. A. MOZART	798	25%	2.388	17%
🇩🇪 HAMBURG	913	28%	2.379	30%
🇧🇪 ENGADIN - ST MORITZ/SAMEDAN	600	27%	2.286	39%
🇦🇹 INNSBRUCK	812	15%	2.249	10%
🇩🇪 KÖLN BONN	821	33%	2.228	23%
🇩🇪 STUTTGART	783	-6%	2.171	-8%
🇬🇧 LONDON STANSTED	824	16%	2.171	9%
🇩🇪 DUSSELDORF	728	6%	2.058	4%

TOP 30 BUSINESS AVIATION ROUTES – STATE OF PLAY

« YEAR-TO-DATE » details in Europe: flights (both ways) from january onwards



EBAA TRAFFIC TRACKER - MARCH 2022



AIRPORT 1		AIRPORT 2		YTD CURRENT YEAR	YTD GROWTH(*)
	LFPB Paris Le Bourget		LSGG Geneva International	975	14%
	LSGG Geneva International		EGLF Farnborough	468	47%
	LFMN Nice Côte d'Azur		LFPB Paris Le Bourget	445	28%
	LIML Milano Linate		LIRA Roma Ciampino	420	24%
	EGLF Farnborough		LFPB Paris Le Bourget	391	-3%
	LFLB Chambéry		LFPB Paris Le Bourget	374	49%
	LFMN Nice Côte d'Azur		LSGG Geneva International	327	4%
	LFPB Paris Le Bourget		EGGW London Luton	299	-15%
	LIML Milano Linate		LFPB Paris Le Bourget	296	11%
	EGLF Farnborough		LFMN Nice Côte d'Azur	288	7%
	LTAC Ankara Esenboğa		LTBA Istanbul Atatürk	282	3%
	LSGG Geneva International		LSZH Zurich	278	39%
	ESPA Luleå Kallax		ESUP Pajala	267	-1%
	LEBL Barcelona		LEMD Madrid Barajas	265	12%
	EGGW London Luton		LSGG Geneva International	264	-11%
	LFPB Paris Le Bourget		LSGS Sion	254	52%
	EGKB London Biggin Hill		LFPB Paris Le Bourget	248	15%
	ENTC Tromsø Langnes		ENAT Alta	246	-9%
	LSZH Zurich		EGLF Farnborough	243	83%
	LFPB Paris Le Bourget		LSZH Zurich	242	18%
	LFPB Paris Le Bourget		LFBD Bordeaux Merignac	233	56%
	LSGG Geneva International		EGKB London Biggin Hill	221	64%
	LFMN Nice Côte d'Azur		EGGW London Luton	217	-15%
	ENEV Harstad Narvik		ENTC Tromsø Langnes	214	1%
	ESPA Luleå Kallax		ESNU Umeå	212	0%
	EGLF Farnborough		EGNL Walney Island	207	-7%
	UUWW Moscow Vnukovo		LSGG Geneva International	202	12%
	EGNL Walney Island		EGGD Bristol	201	-41%
	EGGW London Luton		EGLF Farnborough	201	24%
	LEMD Madrid Barajas		LFPB Paris Le Bourget	201	95%

(*) Given the specificity of the traffic from 2020 onwards, the data here is compared with the same month in 2019 instead of « 2020-early 2021 » (last « normal year » before the start of Covid)

TOP 10 FLOWS– MARCH 2022

AVERAGE DAILY BUSINESS AVIATION FLIGHTS



ORIGIN	DESTINATION	MONTH CURRENT YEAR	MONTH GROWTH	YTD CURRENT YEAR	YTD GROWTH
FRANCE	FRANCE	175,3	15,0%	157,9	19,5%
GERMANY	GERMANY	118,9	11,5%	105,9	18,3%
UK	UK	106,4	92,7%	97,4	104,8%
ITALY	ITALY	54,3	1,4%	48,5	8,3%
NORWAY	NORWAY	42,9	-1,3%	39,3	-7,7%
SPAIN-CONTINENTAL	SPAIN-CONTINENTAL	41,5	0,3%	38,6	24,5%
SWEDEN	SWEDEN	39,5	4,0%	36,2	3,9%
FRANCE	SWITZERLAND	30,6	108,8%	26,9	75,0%
UK	FRANCE	29,3	174,6%	26,4	201,6%
SWITZERLAND	FRANCE	29,2	117,3%	26,2	77,1%

TRAFFIC PER STATE – MARCH 2022

AVERAGE DAILY BUSINESS AVIATION FLIGHTS – PART 1



EBA A TRAFFIC TRACKER - MARCH 2022

STATE	MONTH CURRENT YEAR	MONTH PREVIOUS YEAR	MONTH CHANGE	MONTH GROWTH	YTD CURRENT YEAR	YTD PREVIOUS YEAR	YTD CHANGE	YTD GROWTH
NM Area	2.001,0	1.453,8	547,2	37,6%	1.856,8	1.274,9	581,9	45,6%
ECAC	1.983,5	1.434,4	549,1	38,3%	1.841,7	1.259,1	582,6	46,3%
ESRA08	1.958,5	1.399,1	559,4	40,0%	1.813,2	1.226,0	587,2	47,9%
ESRA02	1.943,0	1.377,6	565,5	41,0%	1.795,5	1.206,5	589,0	48,8%
SES-RP2	1.920,2	1.356,0	564,2	41,6%	1.776,6	1.187,5	589,1	49,6%
SES-RP3	1.831,9	1.309,0	522,9	39,9%	1.696,4	1.147,4	549,0	47,8%
EU27	1.781,2	1.258,9	522,2	41,5%	1.649,7	1.098,9	550,8	50,1%
FABEC	1.309,5	851,3	458,2	53,8%	1.211,0	742,8	468,2	63,0%
France	796,5	495,7	300,8	60,7%	737,4	432,4	305,0	70,5%
Germany	571,9	396,9	175,0	44,1%	531,6	343,4	188,3	54,8%
BLUE MED FAB	432,0	322,1	110,0	34,1%	389,6	274,8	114,8	41,8%
FAB CE	356,6	255,8	100,8	39,4%	339,3	227,9	111,4	48,9%
Italy	362,7	254,2	108,5	42,7%	326,8	216,1	110,7	51,2%
Switzerland	401,9	245,9	156,0	63,4%	387,0	218,8	168,2	76,8%
UK-Ireland FAB	445,8	188,7	257,1	136,2%	409,5	164,1	245,4	149,6%
UK	439,0	185,2	253,8	137,1%	403,5	160,5	243,1	151,5%
South West FAB	246,6	180,4	66,2	36,7%	237,0	149,0	88,0	59,0%
Spain	240,2	176,7	63,5	35,9%	232,1	145,7	86,4	59,3%
Spain-Continental	232,0	171,0	61,0	35,7%	223,8	139,9	83,9	60,0%
Austria	232,5	163,8	68,7	41,9%	222,7	143,2	79,6	55,6%
Belgium/Luxembourg	223,0	121,1	101,9	84,2%	200,8	104,8	96,0	91,6%
Turkey	125,5	114,6	10,9	9,5%	113,5	101,5	12,0	11,8%

TRAFFIC PER STATE – MARCH 2022

AVERAGE DAILY BUSINESS AVIATION FLIGHTS – PART 2



EBA A TRAFFIC TRACKER - MARCH 2022

STATE	MONTH CURRENT YEAR	MONTH PREVIOUS YEAR	MONTH CHANGE	MONTH GROWTH	YTD CURRENT YEAR	YTD PREVIOUS YEAR	YTD CHANGE	YTD GROWTH
NEFAB	114,6	101,5	13,2	13,0%	135,5	99,9	35,6	35,7%
Baltic FAB	89,8	95,4	-5,5	-5,8%	109,5	85,2	24,4	28,6%
DK-SE FAB	132,4	91,3	41,0	44,9%	125,4	83,7	41,6	49,7%
Poland	82,2	83,0	-0,8	-0,9%	100,2	74,2	26,1	35,2%
Netherlands	153,7	79,0	74,7	94,6%	136,7	65,8	70,8	107,6%
Czech Republic	102,1	78,8	23,3	29,5%	104,2	74,6	29,6	39,7%
Danube FAB	107,0	75,8	31,2	41,2%	92,4	70,7	21,7	30,7%
Sweden	97,8	75,7	22,0	29,1%	95,4	69,8	25,5	36,6%
Greece	97,9	69,1	28,8	41,7%	82,0	60,0	22,0	36,6%
Serbia/Montenegro	85,2	67,3	17,9	26,7%	78,7	59,3	19,4	32,6%
Croatia	81,9	64,0	17,9	28,0%	75,6	56,1	19,5	34,8%
Hungary	95,6	61,8	33,8	54,7%	81,4	57,7	23,7	41,0%
Norway	70,9	54,7	16,1	29,5%	63,4	53,4	10,0	18,8%
Bulgaria	75,6	52,1	23,5	45,0%	64,1	45,4	18,7	41,2%
Romania	71,7	50,7	21,0	41,5%	62,0	49,5	12,5	25,3%
Cyprus	50,3	46,5	3,8	8,3%	45,4	39,1	6,3	16,2%
Belarus	3,6	44,4	-40,7	-91,8%	12,6	39,4	-26,8	-68,0%
Slovenia	52,8	44,2	8,6	19,5%	50,8	37,3	13,4	36,0%
Ireland	83,2	35,1	48,1	137,1%	68,3	32,7	35,6	109,1%
Denmark	63,8	34,9	28,9	82,6%	61,7	30,5	31,2	102,0%
Slovakia	53,9	34,2	19,7	57,8%	50,5	32,1	18,4	57,4%
Bosnia and Herzegovina	43,8	33,2	10,6	31,8%	39,6	29,4	10,2	34,9%

TRAFFIC PER STATE – MARCH 2022

AVERAGE DAILY BUSINESS AVIATION FLIGHTS – PART 3



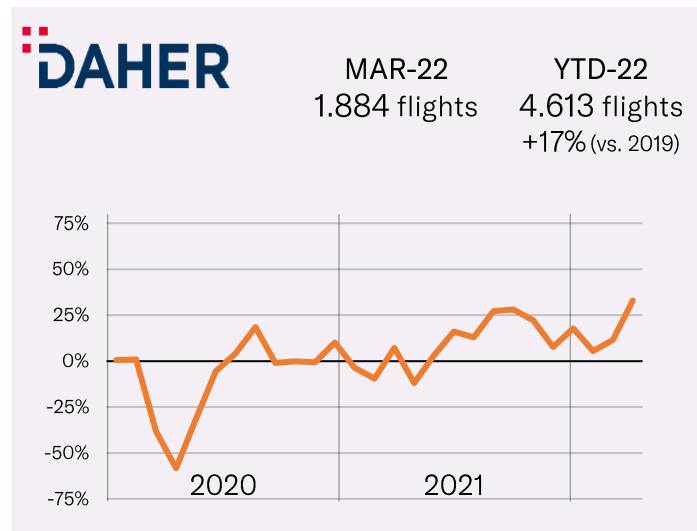
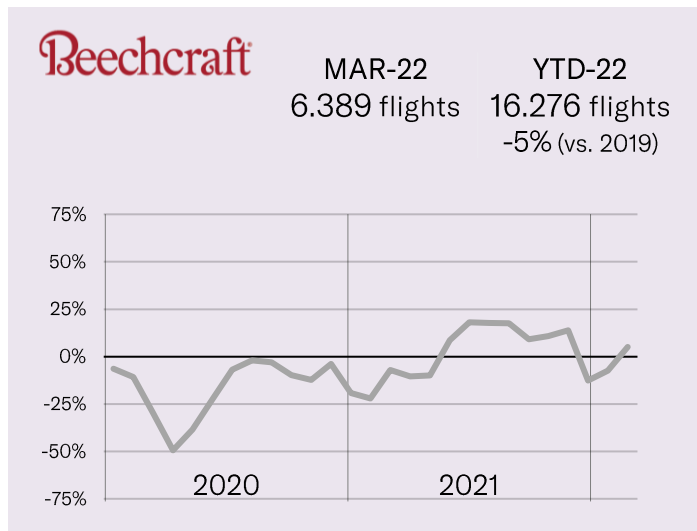
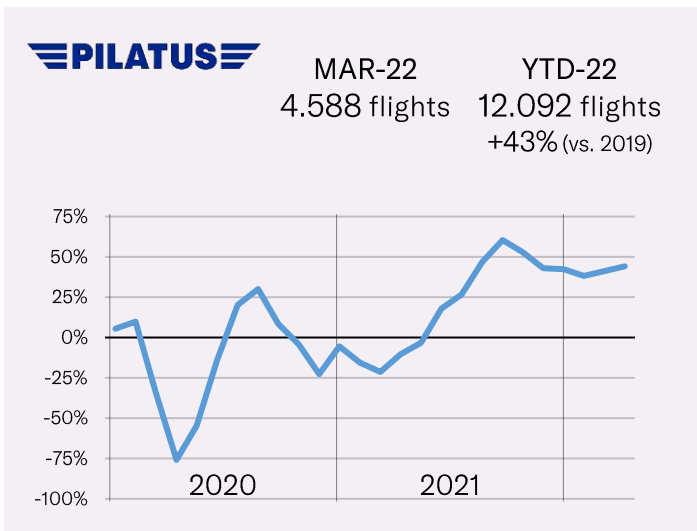
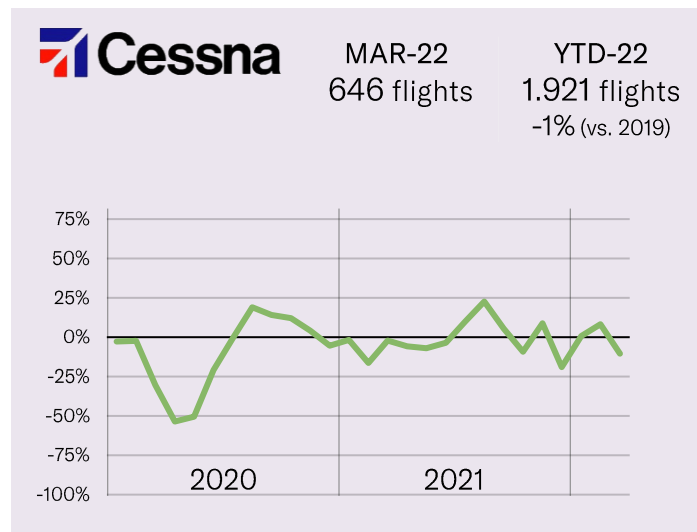
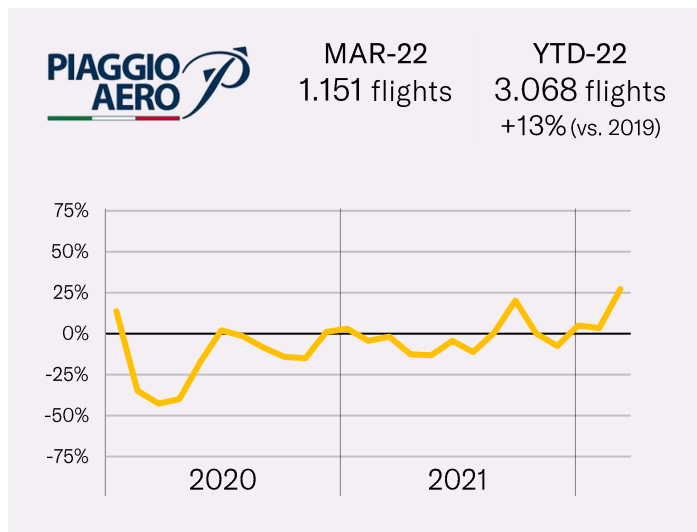
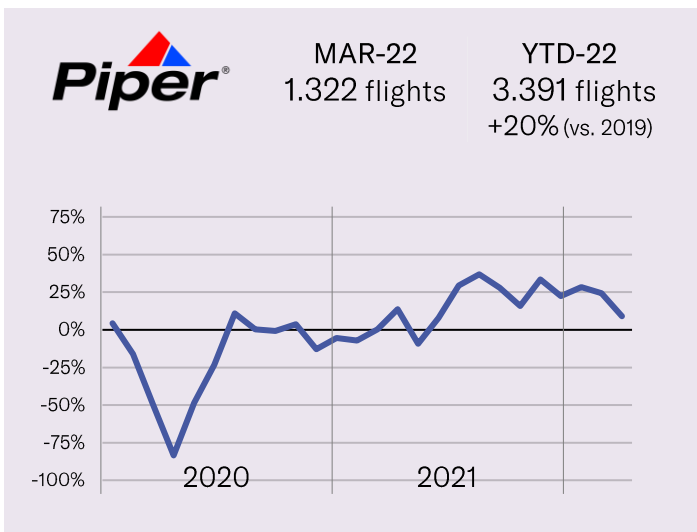
EBA A TRAFFIC TRACKER - MARCH 2022

STATE	MONTH CURRENT YEAR	MONTH PREVIOUS YEAR	MONTH CHANGE	MONTH GROWTH	YTD CURRENT YEAR	YTD PREVIOUS YEAR	YTD CHANGE	YTD GROWTH
Israel	33,1	31,5	1,6	5,1%	28,5	23,6	4,8	20,3%
Morocco	39,1	29,8	9,2	30,9%	38,2	27,5	10,7	39,1%
Egypt	41,9	27,6	14,3	51,8%	34,0	25,1	8,9	35,3%
Lithuania	20,5	27,0	-6,5	-24,1%	43,4	25,3	18,0	71,2%
Latvia	16,5	25,0	-8,5	-34,0%	44,2	24,9	19,3	77,4%
Finland	35,1	24,8	10,3	41,5%	35,0	25,3	9,7	38,1%
Lisbon FIR	51,4	23,8	27,5	115,4%	47,9	22,6	25,3	112,2%
Azerbaijan	25,3	20,6	4,7	22,7%	20,0	18,5	1,5	8,0%
Malta	21,9	18,9	3,0	15,9%	18,6	18,0	0,6	3,1%
Albania	22,2	18,4	3,8	20,7%	20,4	17,7	2,7	15,3%
North Macedonia	18,5	16,6	1,9	11,4%	16,8	14,8	2,0	13,6%
Estonia	13,4	15,9	-2,6	-16,2%	17,1	14,7	2,5	16,9%
Ukraine	0,1	15,3	-15,2	-99,4%	25,6	40,6	-15,0	-37,0%
Santa Maria FIR	19,1	13,8	5,3	38,4%	19,9	13,8	6,2	44,8%
Spain-Canaries	18,6	12,9	5,7	43,9%	20,4	11,8	8,6	72,8%
Georgia	13,4	10,9	2,5	22,8%	9,9	7,7	2,2	27,8%
Tunisia	9,6	9,7	-0,1	-1,0%	8,2	7,8	0,4	5,3%
Iceland	16,5	9,2	7,4	80,6%	15,0	8,2	6,8	82,9%
Moldova	1,6	7,3	-5,7	-78,0%	5,0	6,4	-1,4	-21,9%
Armenia	7,5	4,8	2,7	57,0%	5,1	3,4	1,7	51,3%
Libya	6,1	4,8	1,3	27,5%	5,5	4,5	1,0	22,5%

TURBOPROPS OEMS – MARCH 2022

MONTHLY TRAFFIC & MONTHLY GROWTH (compared with pre-Covid levels)

EBAA TRAFFIC TRACKER - MARCH 2022



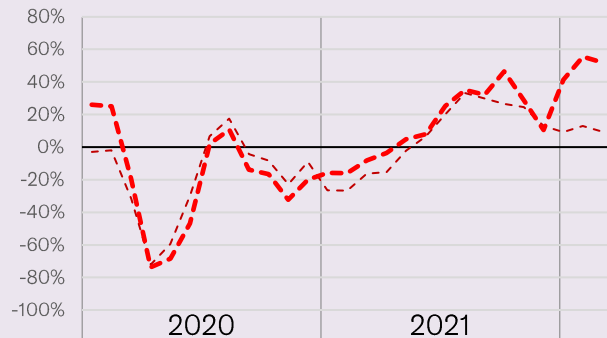
JET OEMS (1/2) – MARCH 2022

MONTHLY TRAFFIC & MONTHLY GROWTH (compared with pre-Covid levels)

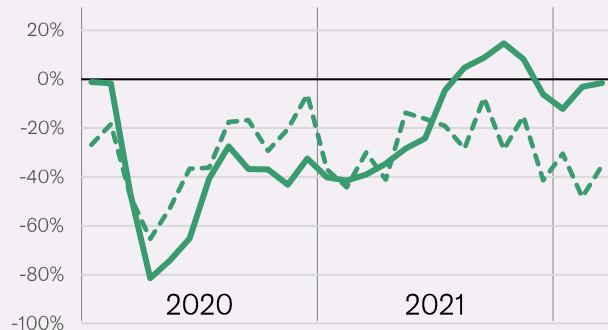
EBAA TRAFFIC TRACKER - MARCH 2022



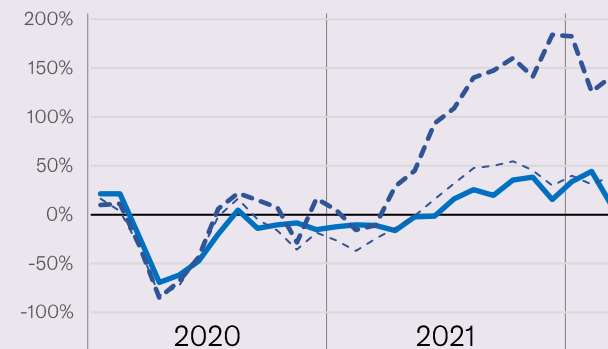
MAR-22 17.719 flights
YTD-22 48.230 flights
 +16% (vs. 2019)



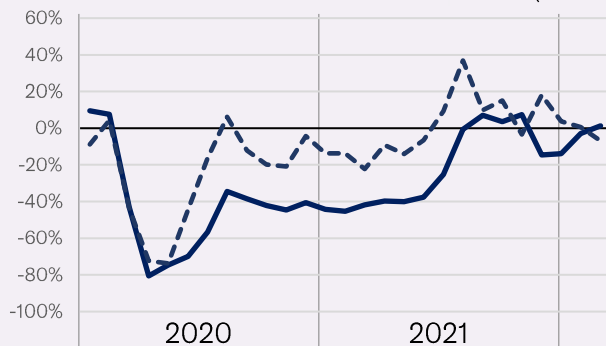
MAR-22 5.184 flights
YTD-22 13.659 flights
 -8% (vs. 2019)



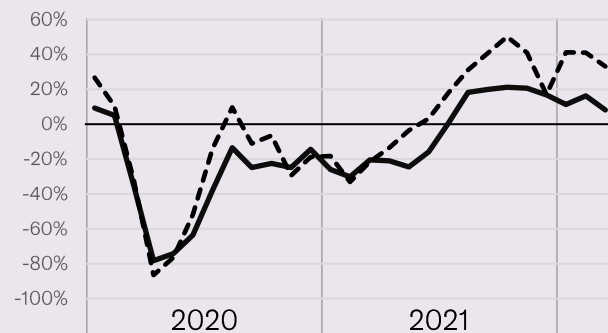
MAR-22 6.382 flights
YTD-22 17.646 flights
 +42% (vs. 2019)



MAR-22 4.068 flights
YTD-22 10.474 flights
 -4% (vs. 2019)



MAR-22 7.797 flights
YTD-22 22.201 flights
 +18% (vs. 2019)



**Heavy
Jets**



**Medium
Jets**



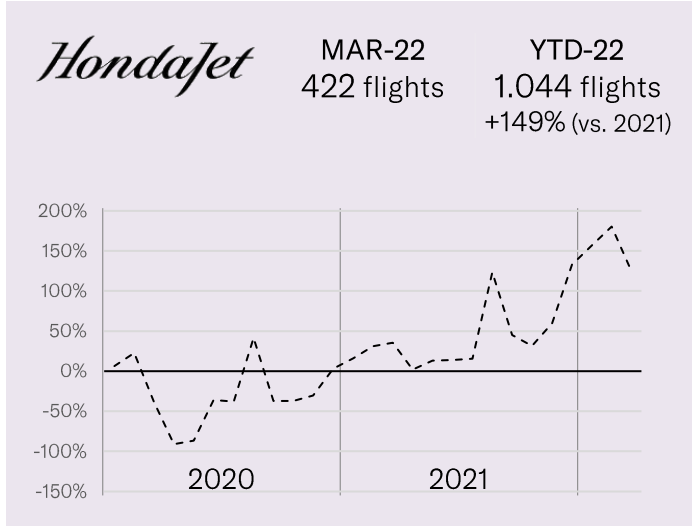
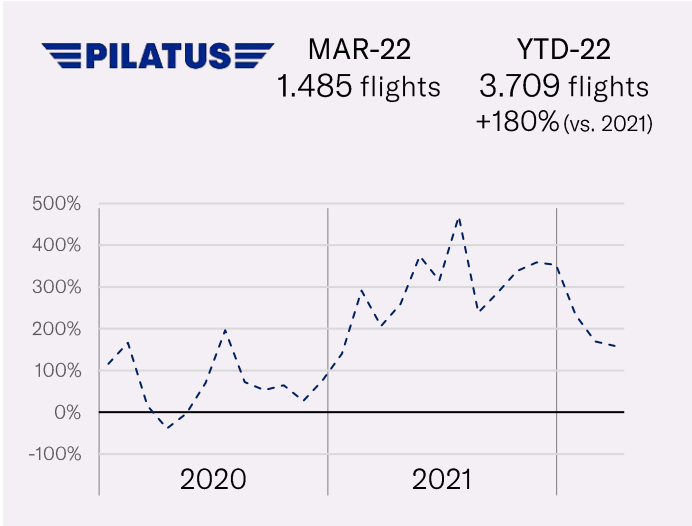
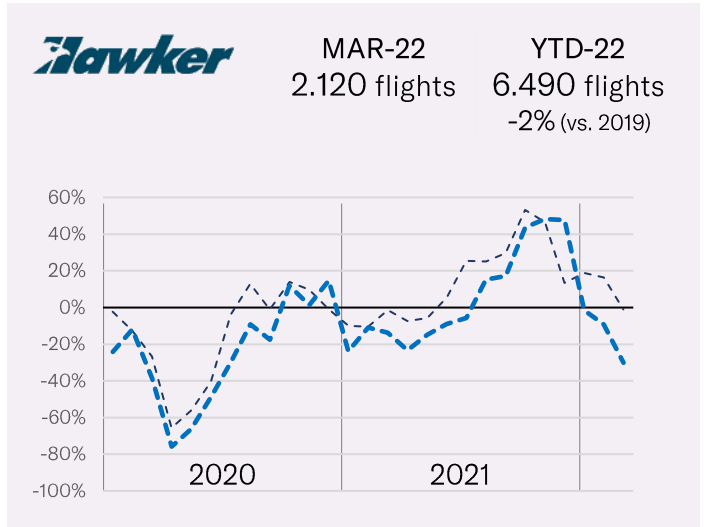
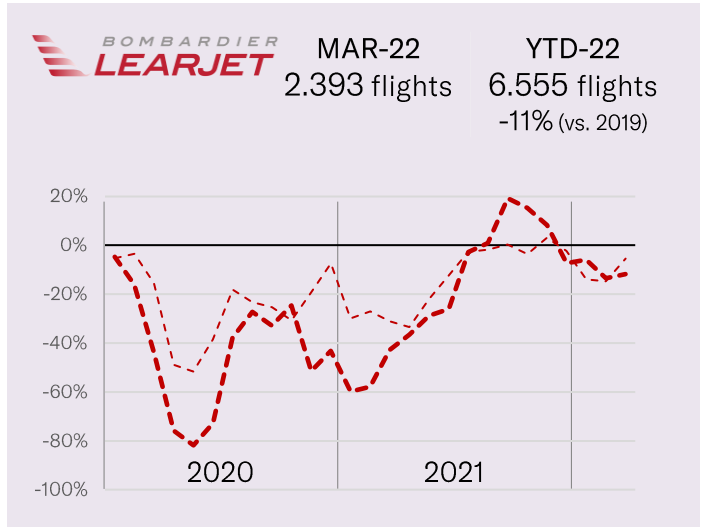
**Light
Jets**




JET OEMS (2/2) – MARCH 2022

MONTHLY TRAFFIC & MONTHLY GROWTH (compared with pre-Covid levels)



EBAA TRAFFIC TRACKER - MARCH 2022



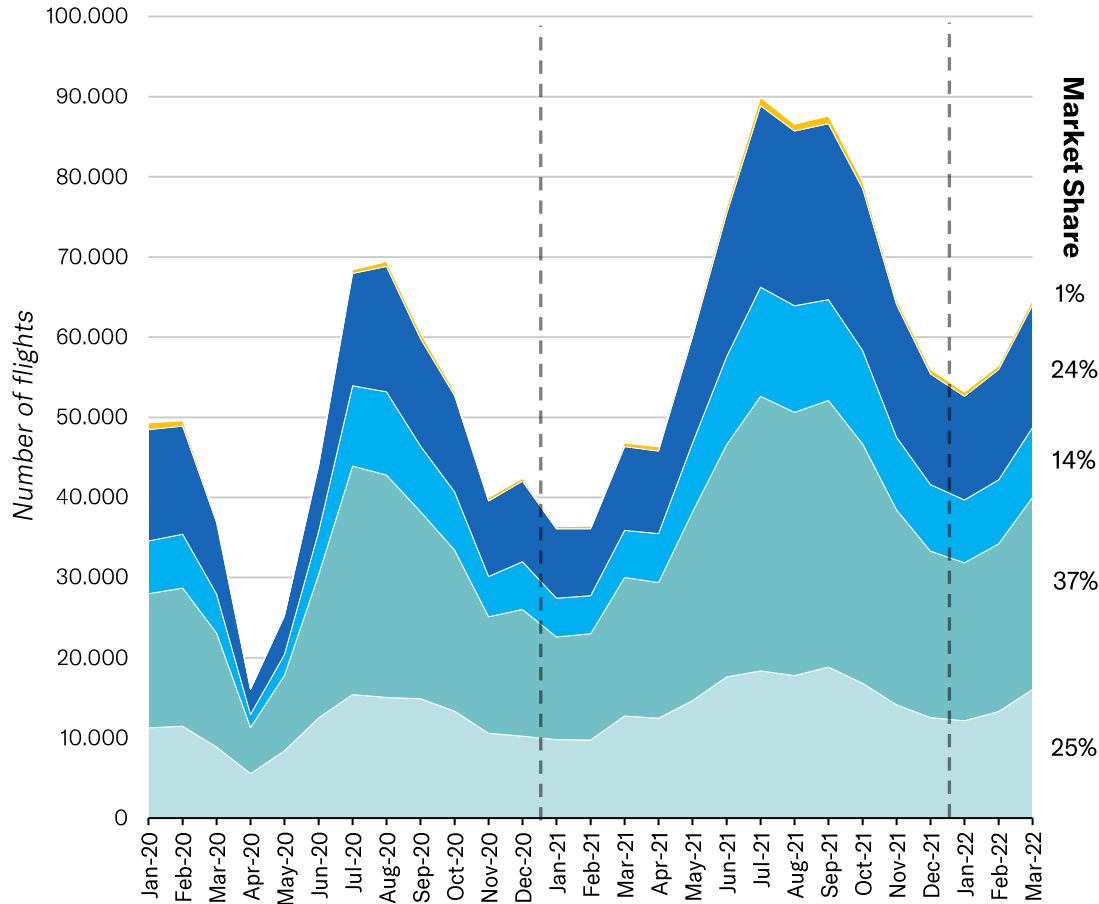
-  **Heavy Jets**
-  **Medium Jets**
-  **Light Jets**

BUSINESS AVIATION AIRPLANES – MARCH 2022

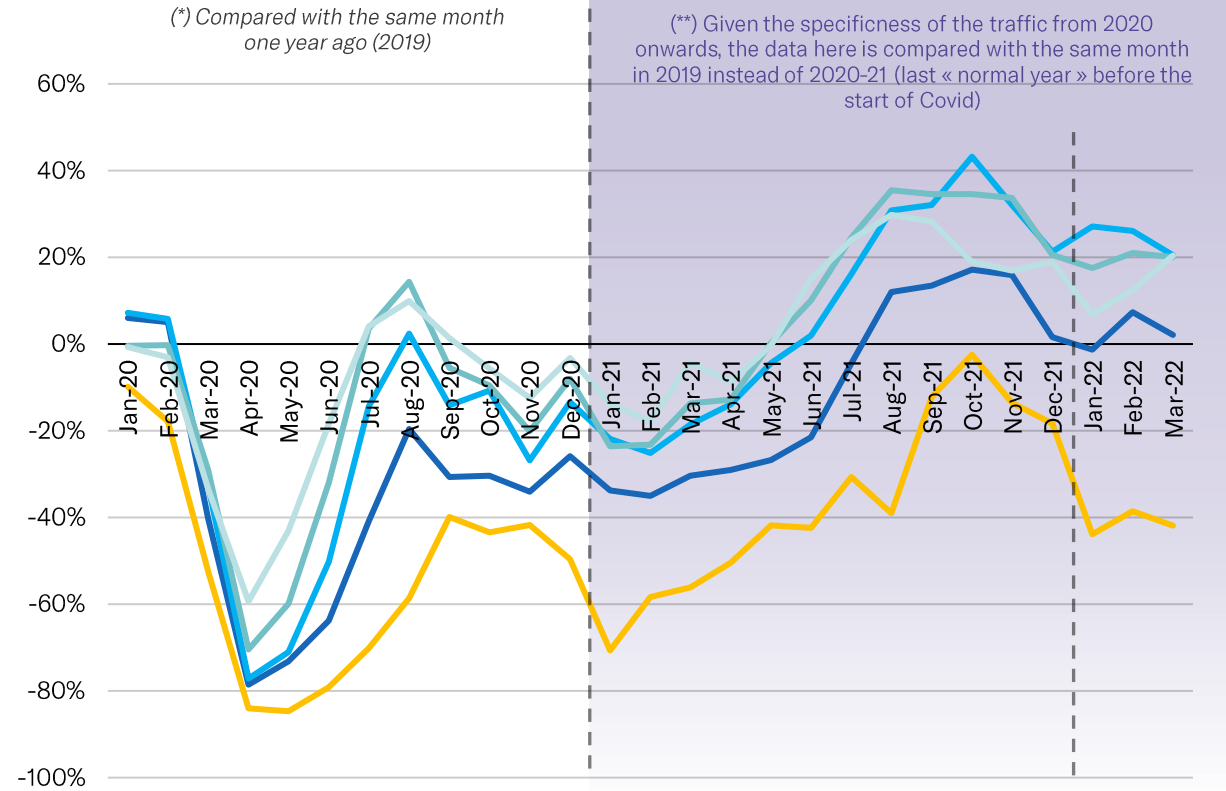
MONTHLY TRAFFIC & MONTHLY GROWTH (compared with pre-Covid levels)



Activity per aircraft segment



Monthly Growth - compared with */**



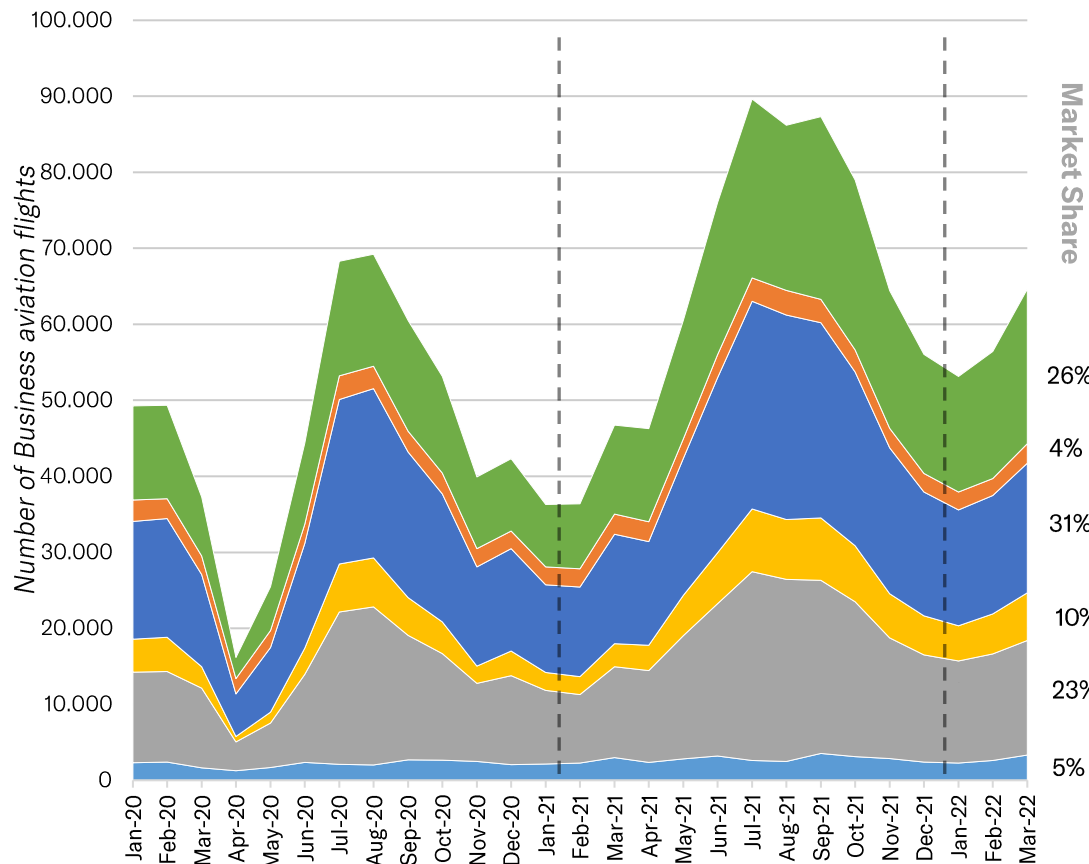
(*) Compared with the same month one year ago (2019)

(**) Given the specificity of the traffic from 2020 onwards, the data here is compared with the same month in 2021 instead of 2020-21 (last « normal year » before the start of Covid)

BUSINESS AVIATION OPERATORS – MARCH 2022

MONTHLY TRAFFIC & MONTHLY GROWTH (compared with pre-Covid levels)

Activity in per operator main type



Private Ownership



Ambulance



Fractional Ownership



Aircraft Management

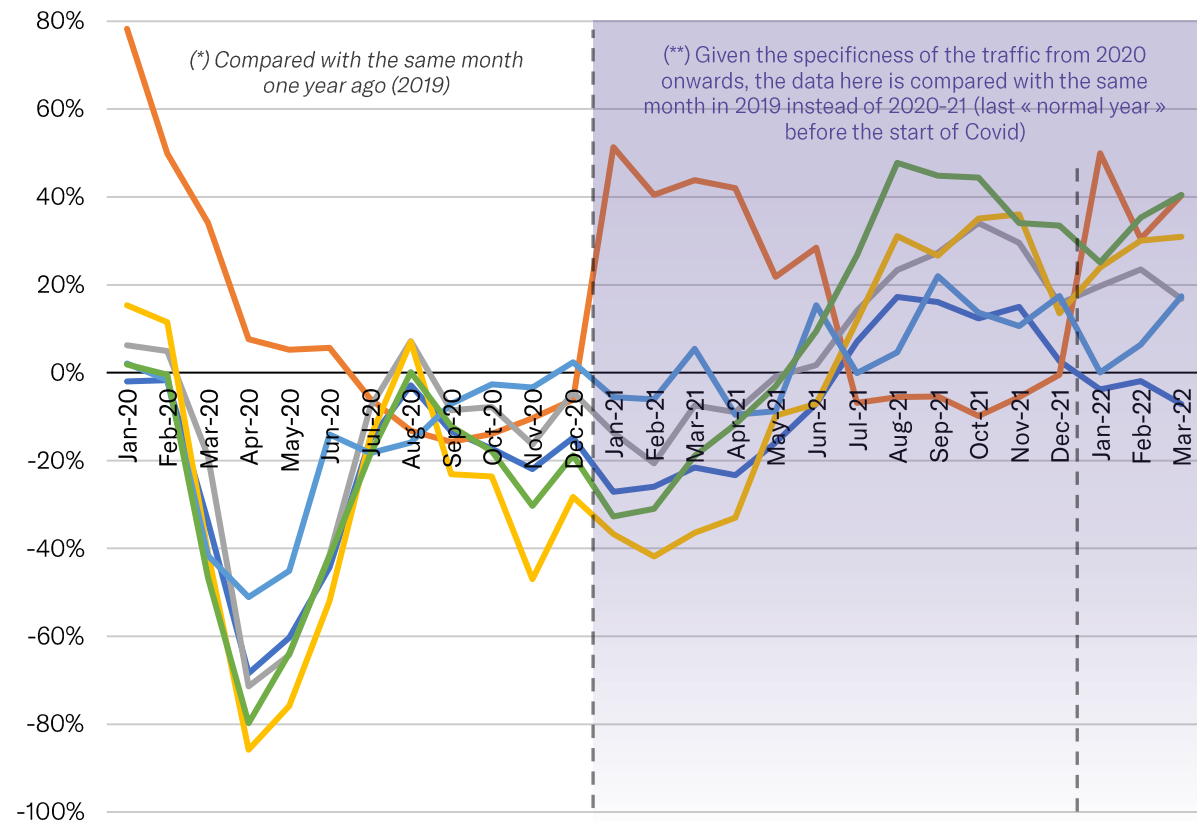


Branded Charter



Government

Monthly Growth - compared with */**



(*) Compared with the same month one year ago (2019)

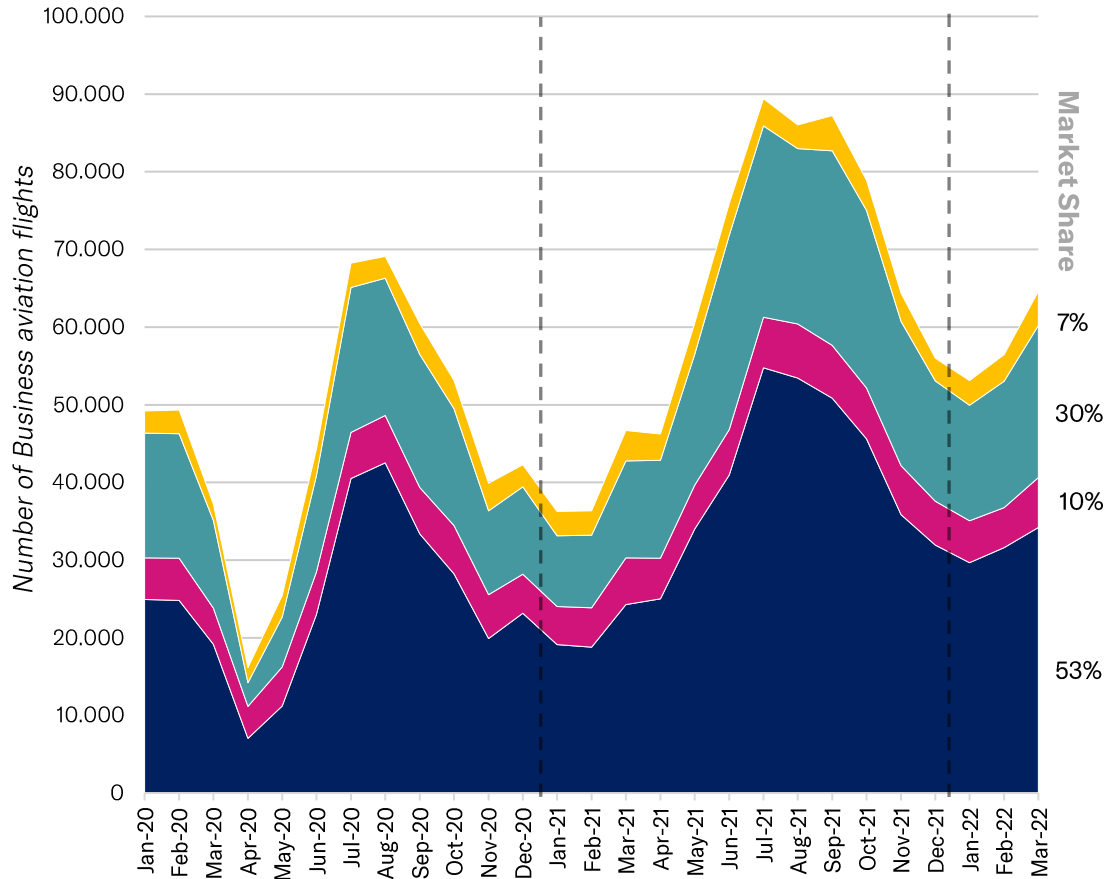
(**) Given the specificity of the traffic from 2020 onwards, the data here is compared with the same month in 2021 (last « normal year » before the start of Covid)

BUSINESS AVIATION MISSIONS – MARCH 2022

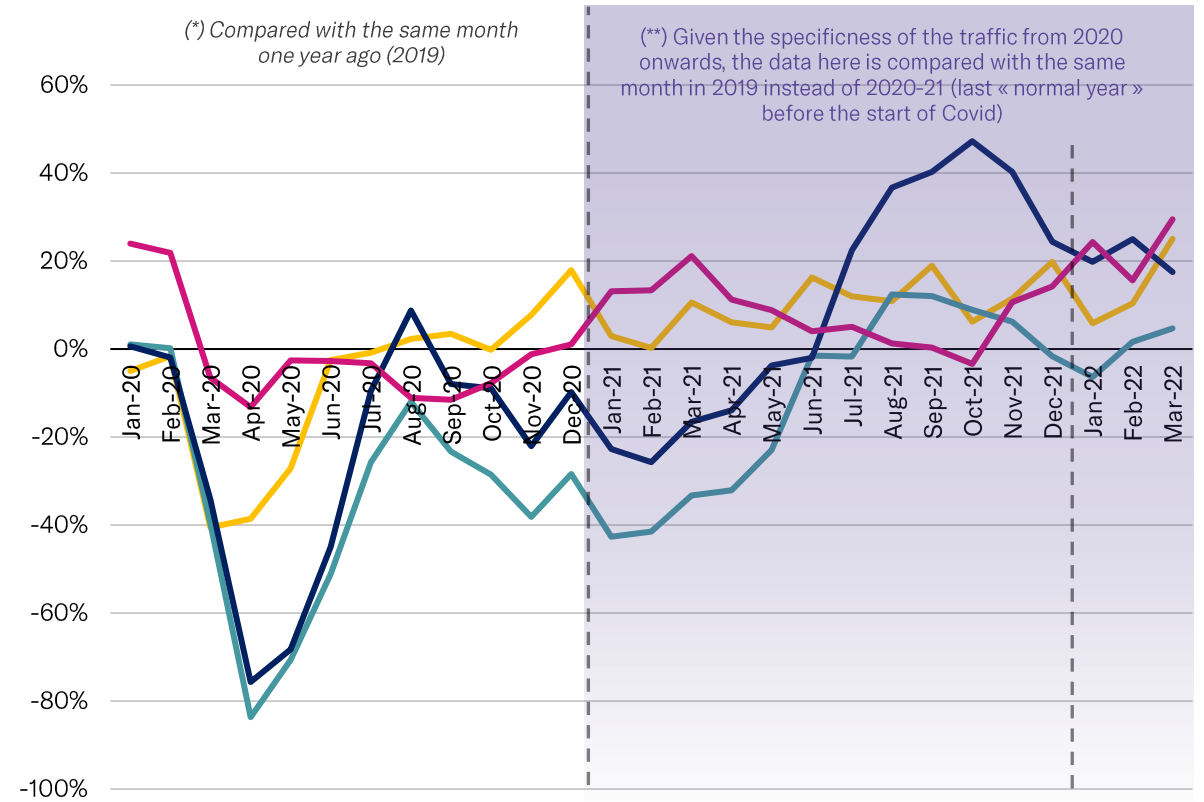
MONTHLY TRAFFIC & MONTHLY GROWTH (compared with pre-Covid levels)



Activity in per mission type



Monthly Growth - compared with */**

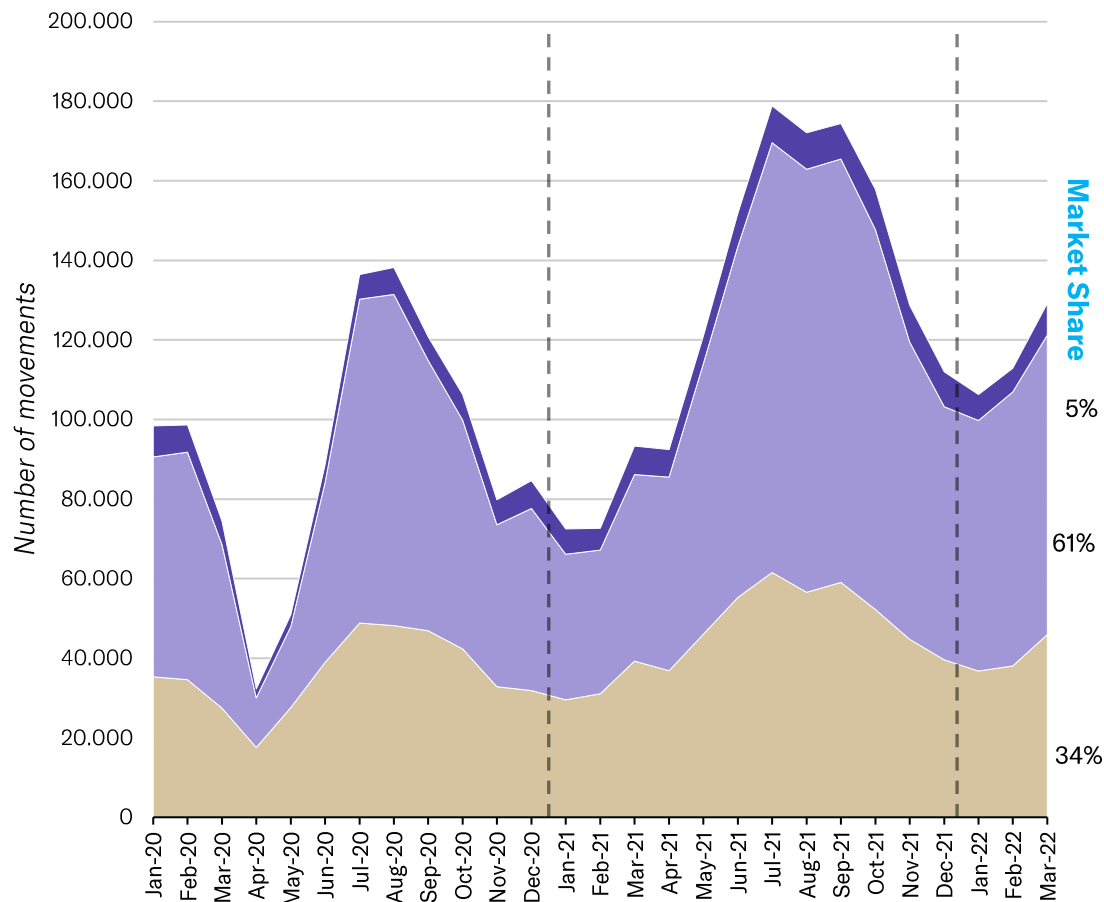


BUSINESS AVIATION ORIGINS & DESTINATIONS – MARCH 2022

MONTHLY TRAFFIC & MONTHLY GROWTH (compared with pre-Covid levels)



Activity per Origin-Destination



Extra-Europe

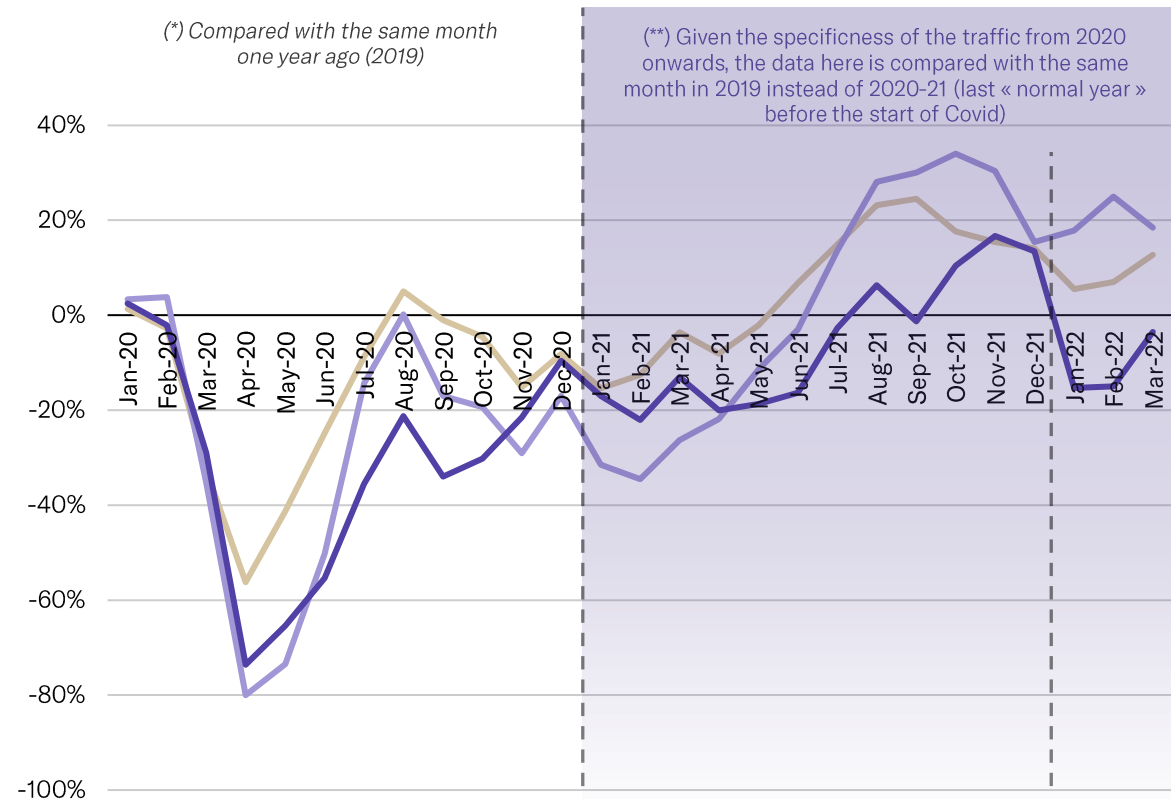


Intra-Europe



Domestic

Monthly Growth - compared with */**



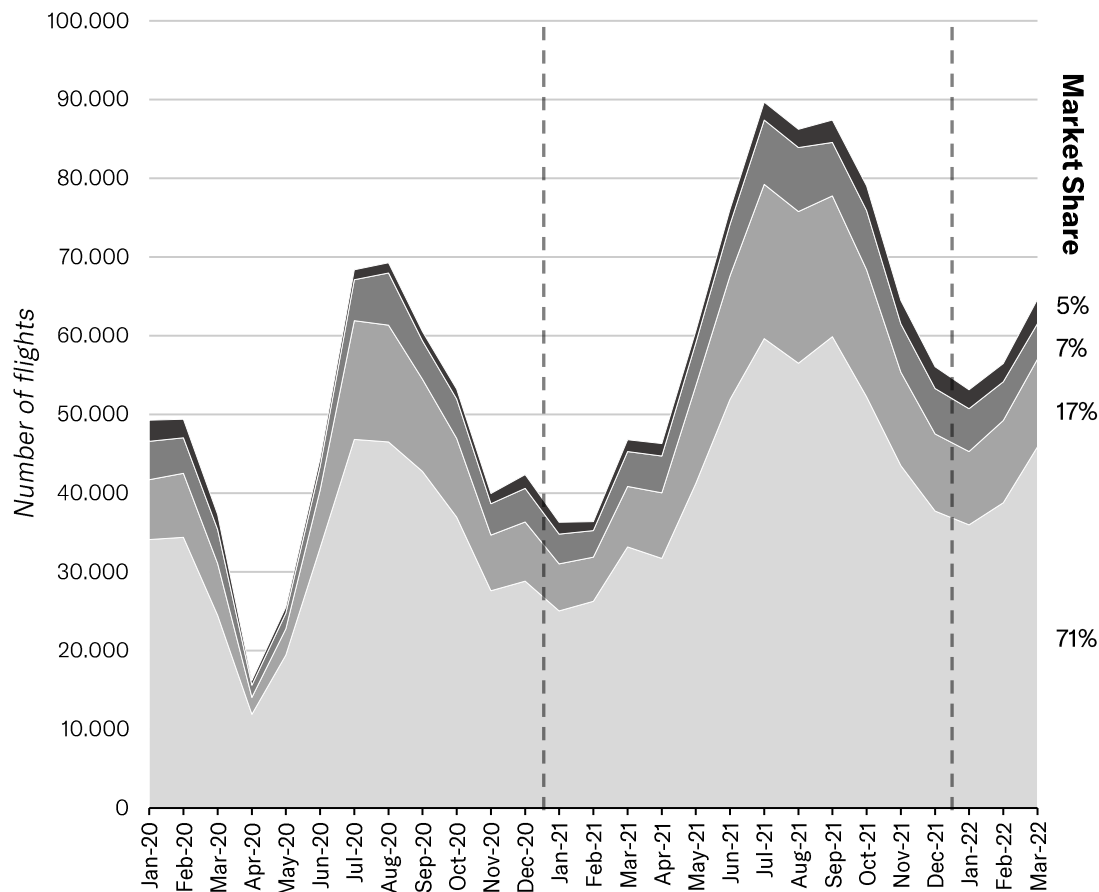
BUSINESS AVIATION FLIGHT SECTOR – MARCH 2022

MONTHLY TRAFFIC & MONTHLY GROWTH (compared with pre-Covid levels)



EBAA TRAFFIC TRACKER - MARCH 2022

Activity per flight sector



Short Haul
(below 500nm / 1000km)



Short Haul
(below 1000nm / 2000km)

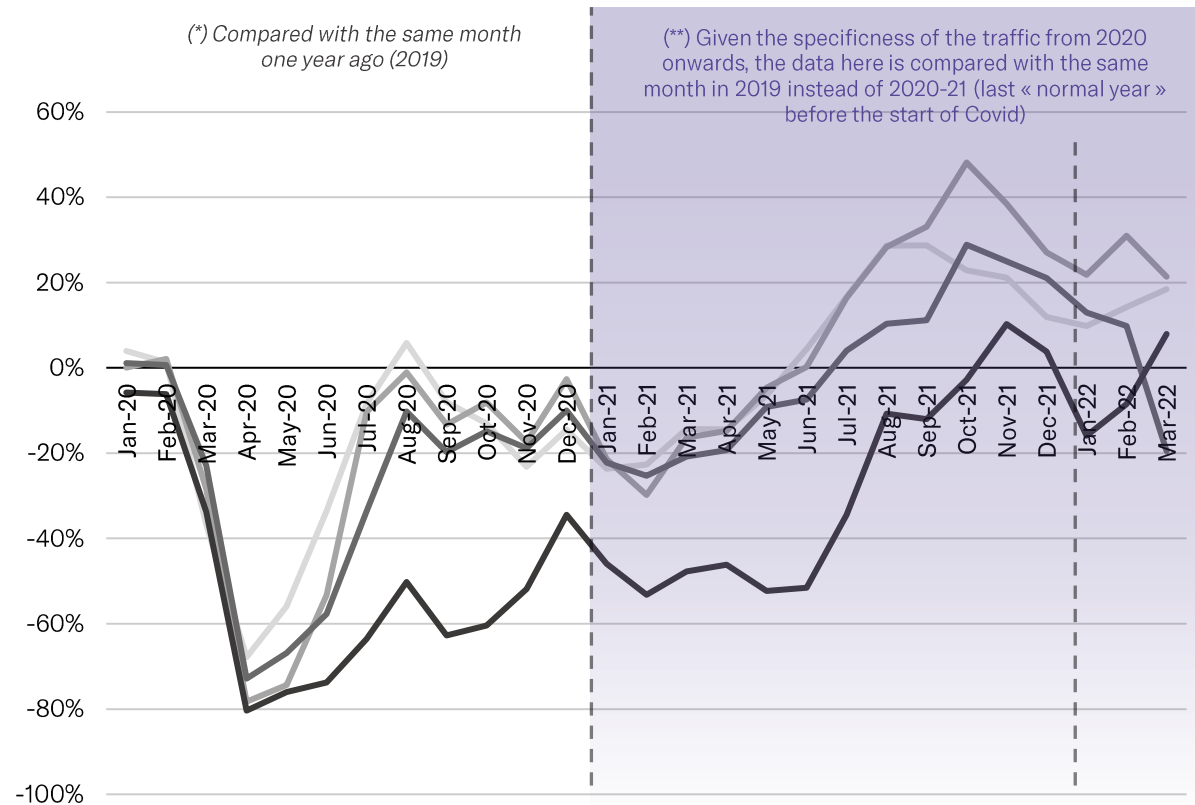


Medium Haul
(below 2500nm / 4700km)



Long Haul
(above 2500nm / 4700km)

Monthly Growth - compared with */**

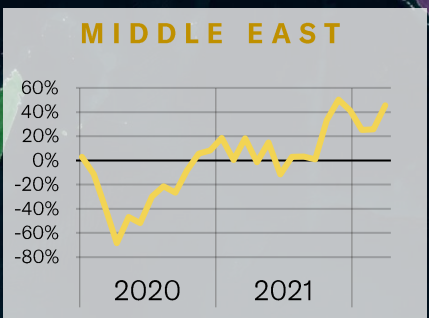
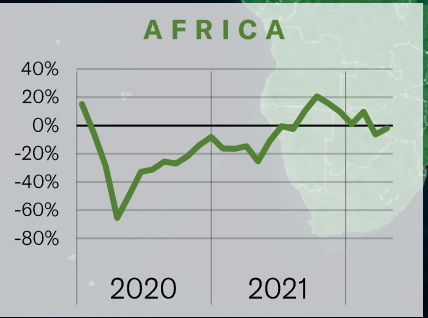
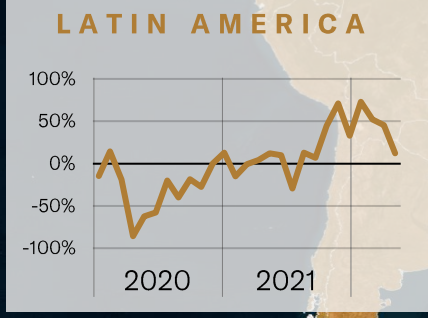
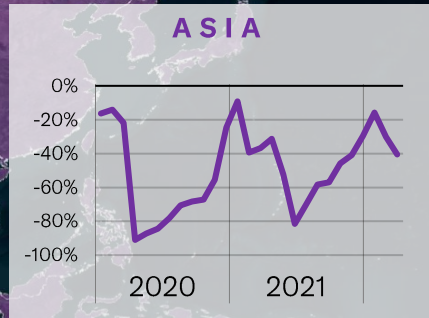
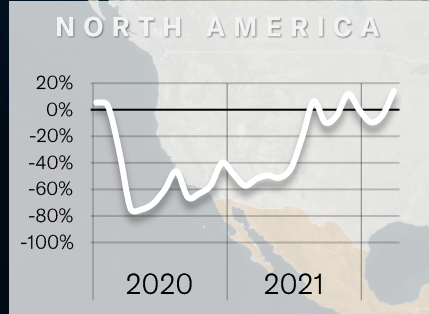
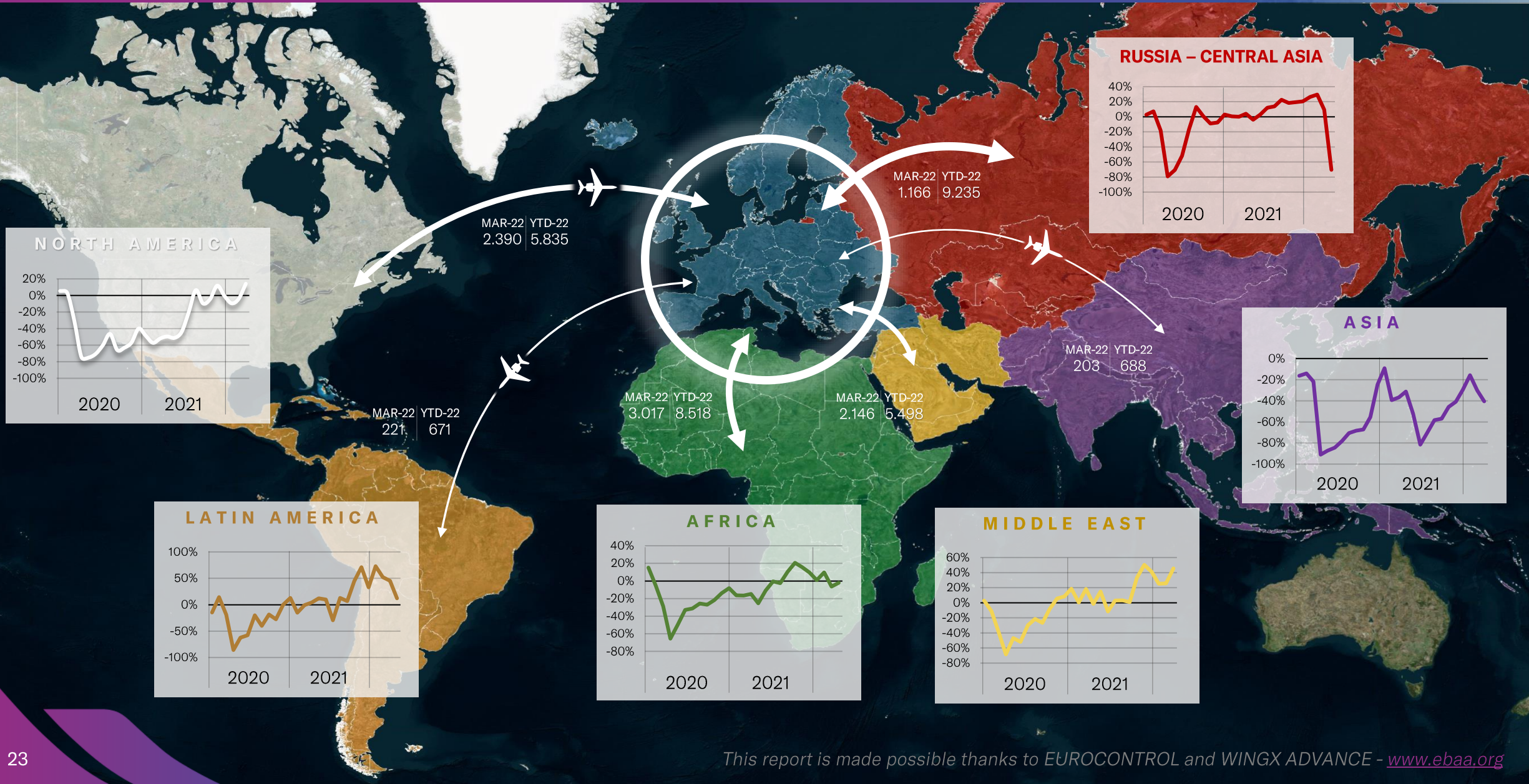


(*) Compared with the same month one year ago (2019)

(**) Given the specificity of the traffic from 2020 onwards, the data here is compared with the same month in 2019 instead of 2020-21 (last « normal year » before the start of Covid)

EUROPEAN BUSINESS AVIATION INTERCONTINENTAL CONNECTIONS – MARCH 2022

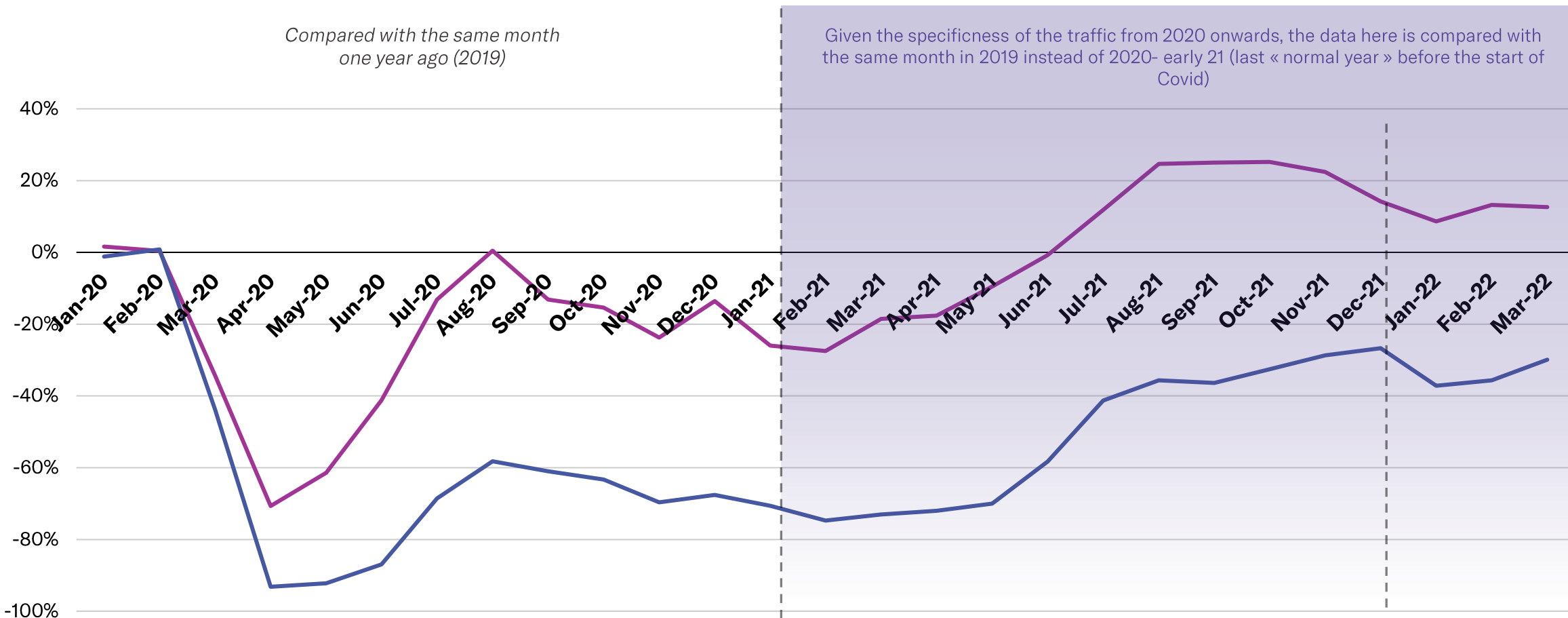
MONTHLY TRAFFIC & MONTHLY GROWTH (compared with pre-Covid levels)



BUSINESS AVIATION VS. AIRLINES

MONTHLY TRAFFIC GROWTH

EBAA TRAFFIC TRACKER - MARCH 2022



BUSINESS AVIATION



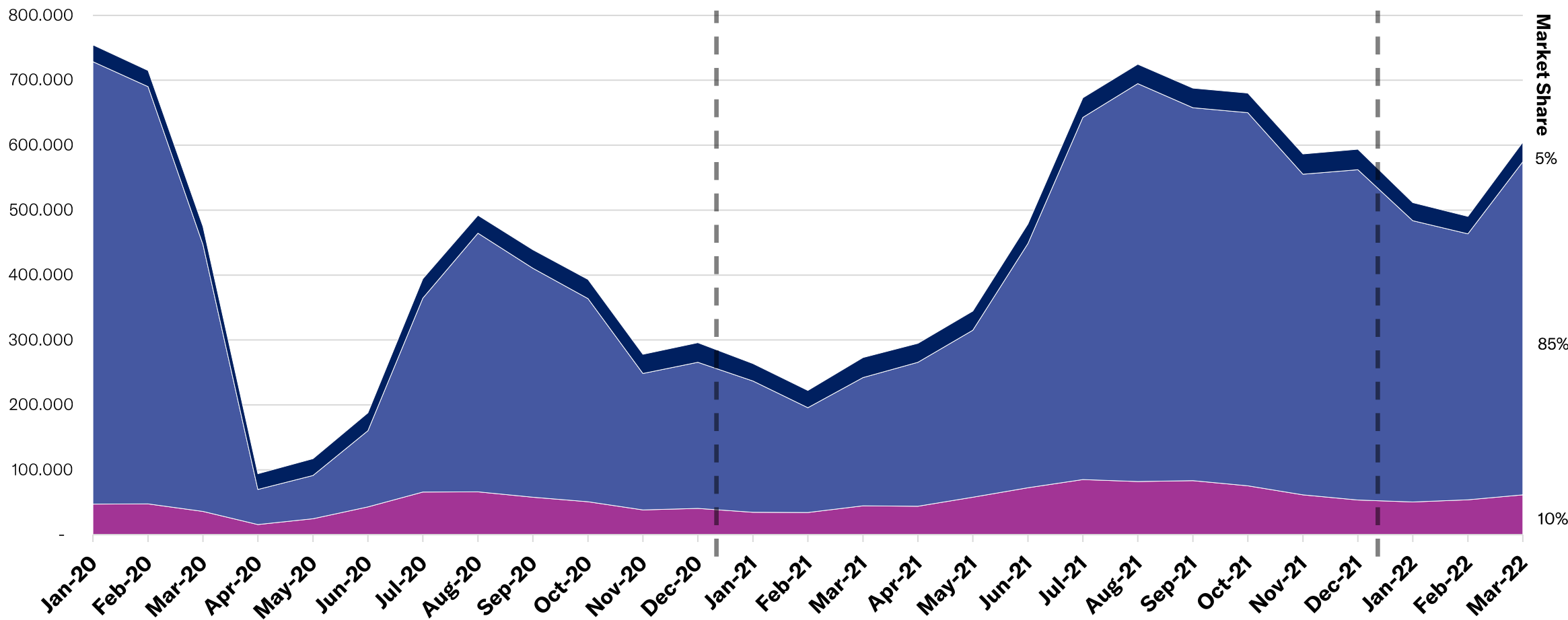
AIRLINES
Legacy Carriers,
Low Cost Airlines,
Charter Airlines

BUSINESS AVIATION VS. AIRLINES & CARGO

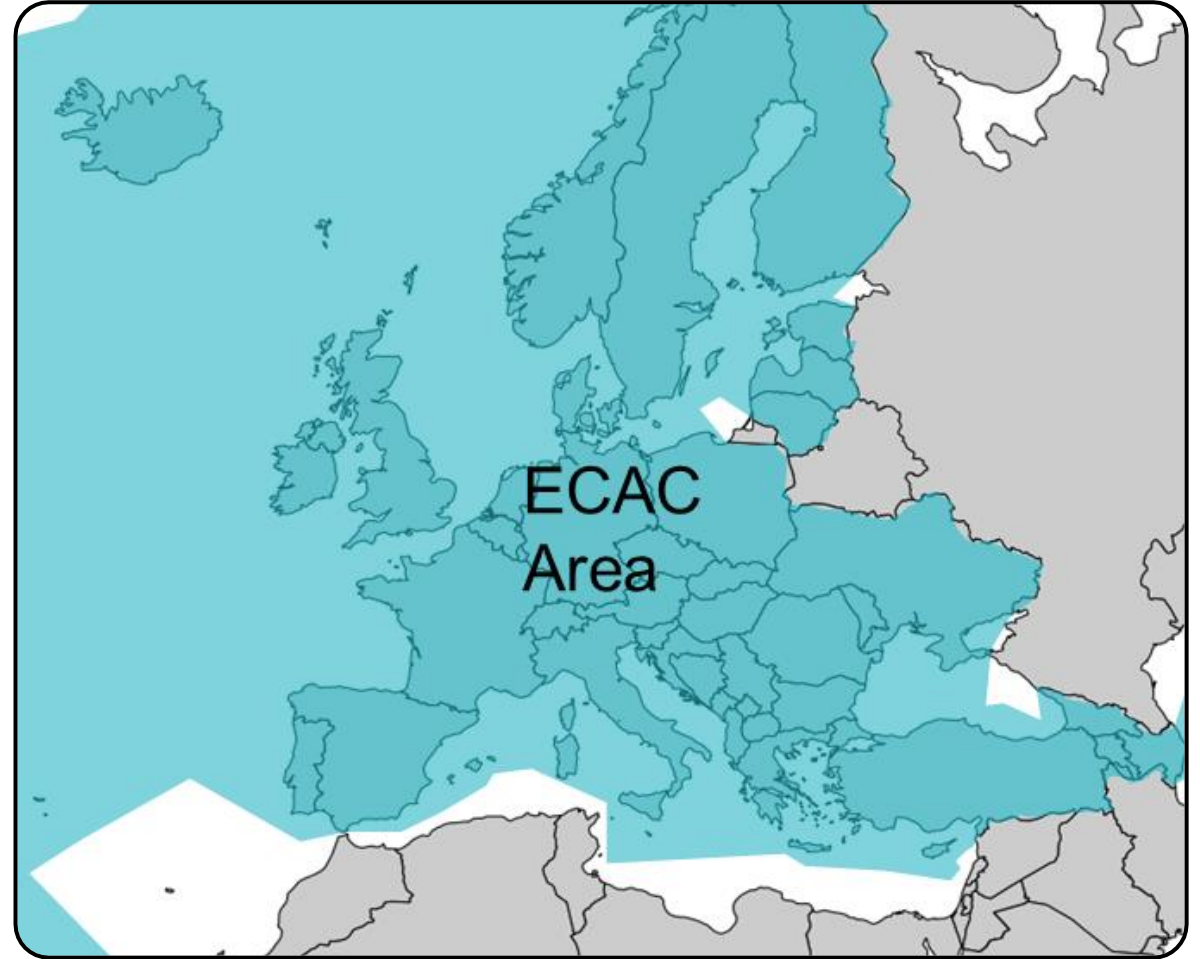
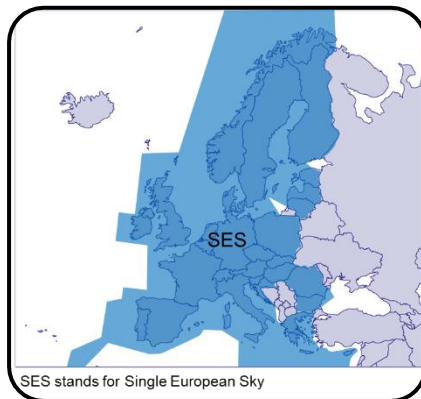
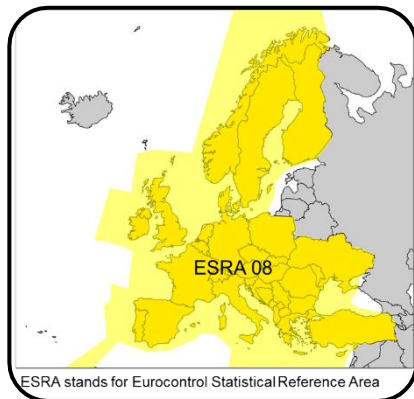
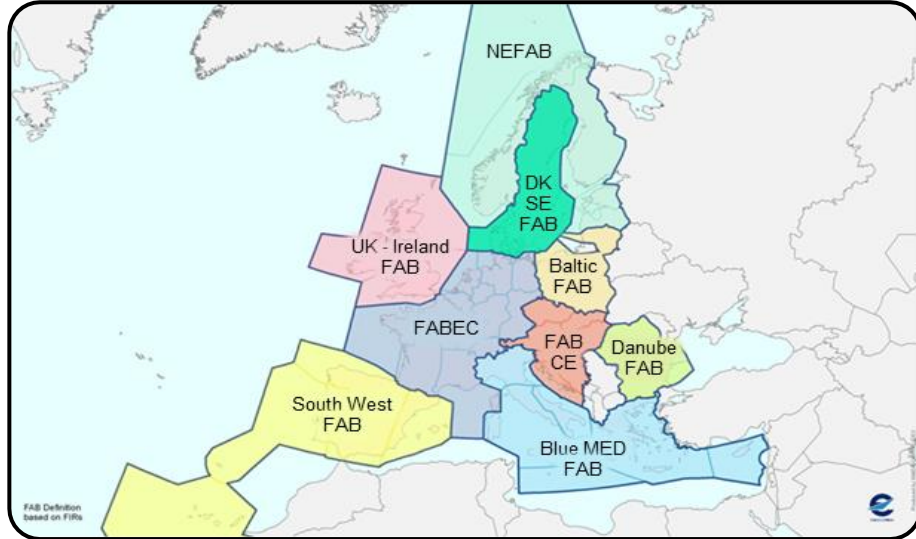
MONTHLY TRAFFIC MARKET SHARE



EBAA TRAFFIC TRACKER - MARCH 2022



AREAS



ECAC stands for European Civil Aviation Conference

The « Business Aviation » segment is defined by Eurocontrol as follows :

A318	Airbus A318	Airbus	Bizliner	flight type G only
A319	Airbus A319	Airbus	Bizliner	flight type G only
A320	Airbus A320	Airbus	Bizliner	flight type G only
ASTR	Gulfstream G100	Gulfstream	Midsize Jet	
B350	King Air 350	Hawker Beechcraft	Turboprop	flight type G and N only
B737	Boeing 737-700	Boeing	Bizliner	flight type G only
B738	Boeing 737-800	Boeing	Bizliner	flight type G only
B739	Boeing 737-900	Boeing	Bizliner	flight type G only
B748	Boeing 747-8I	Boeing	Bizliner	flight type G only
B77L	Boeing 777-200 Freighter	Boeing	Bizliner	flight type G only
B77W	Boeing 777-300ER	Boeing	Bizliner	flight type G only
B788	Boeing 787-8	Boeing	Bizliner	flight type G only
B789	Boeing 787-9	Boeing	Bizliner	flight type G only
BE10	KingAir 100	Hawker Beechcraft	Turboprop	
BE20	King Air 200	Hawker Beechcraft	Turboprop	
BE30	Super King Air 300	Hawker Beechcraft	Turboprop	
BE40	Hawker Beechjet 400	Hawker Beechcraft	Light Jet	
BE90	King Air 90	Hawker Beechcraft	Turboprop	
BE9L	King Air 90	Hawker Beechcraft	Turboprop	
BE9T	KingAir90	Hawker Beechcraft	Turboprop	
C208	Cessna 208 Caravan	Cessna	Turboprop	
C25A	Cessna Citation CJ2	Cessna	Light Jet	
C25B	Cessna Citation CJ3	Cessna	Light Jet	
C25C	Cessna Citation CJ4	Cessna	Light Jet	
C25M	Cessna M2	Cessna	Light Jet	
C425	Cessna Corsair	Cessna	Turboprop	
C441	Cessna Conquest	Cessna	Turboprop	
C500	Cessna Citation I	Cessna	Light Jet	
C501	Cessna Citation ISP	Cessna	Light Jet	
C510	Cessna Citation Mustang	Cessna	Light Jet	
C525	Cessna Citation CJ1	Cessna	Light Jet	
C550	Cessna Citation II	Cessna	Light Jet	
C551	Cessna Citation IISP	Cessna	Light Jet	
C55B	Cessna Citation Bravo	Cessna	Light Jet	
C560	Cessna Citation V	Cessna	Light Jet	
C56X	Cessna Citation Excel / XLS	Cessna	Light Jet	

C650	Cessna Citation III	Cessna	Midsize Jet	
C680	Citation Sovereign	Cessna	Midsize Jet	
C750	Cessna Citation X	Cessna	Midsize Jet	
CL30	Challenger 300 series	Bombardier	Midsize Jet	
CL35	Challenger 350	Bombardier	Midsize Jet	
CL60	Challenger 600 series	Bombardier	Heavy Jet	
CRJ2	Challenger 800-850	Bombardier	Heavy Jet	flight type G only
E135	Embraer RJ135	Embraer	Heavy Jet	flight type G only
E145	Embraer RJ145	Embraer	Heavy Jet	flight type G only
E190	Embraer 190	Embraer	Bizliner	flight type G only
E35L	Legacy 600 series	Embraer	Heavy Jet	
E50P	Embraer Phenom 100	Embraer	Light Jet	
E545	Legacy 450 / Praetor 500	Embraer	Midsize Jet	
E550	Embraer Legacy 500	Embraer	Midsize Jet	
E55P	Embraer Phenom 300	Embraer	Light Jet	flight type G and N only
E75L	Embraer RJ175	Embraer	Bizliner	flight type G only
EA50	Eclipse 500	Eclipse	Light Jet	
F2TH	Dassault Falcon 2000	Dassault	Heavy Jet	
F900	Dassault Falcon 900	Dassault	Heavy Jet	
FA10	Dassault Falcon 10/100	Dassault	Light Jet	
FA20	Dassault Falcon 20/200	Dassault	Midsize Jet	
FA50	Dassault Falcon 50	Dassault	Midsize Jet	
FA7X	Dassault Falcon 7X	Dassault	Heavy Jet	
FA8X	Dassault Falcon 8X	Dassault	Heavy Jet	
G150	Gulfstream G150	Gulfstream	Midsize Jet	
G280	Gulfstream G280	Gulfstream	Midsize Jet	
GA5C	Gulfstream G500/550	Gulfstream	Heavy Jet	
GA6C	Gulfstream G600/650	Gulfstream	Heavy Jet	
GALX	Gulfstream G200	Gulfstream	Midsize Jet	
GL5T	Global 5000	Bombardier	Heavy Jet	
GL6T	Global 6000	Bombardier	Heavy Jet	
GLEX	Global Express / 6000	Bombardier	Heavy Jet	
GLF2	Gulfstream 2	Gulfstream	Heavy Jet	
GLF3	Gulfstream 3	Gulfstream	Heavy Jet	
GLF4	Gulfstream G300/450	Gulfstream	Heavy Jet	
GLF5	Gulfstream G500/550	Gulfstream	Heavy Jet	

GLF6	Gulfstream G600/650	Gulfstream	Heavy Jet	flight type G and N only
H25B	Hawker 700-900	Hawker Beechcraft	Midsize Jet	
H25C	British Aerospace 125-1000	British Aerospace	Light Jet	
HA4T	Hawker 4000	Hawker Beechcraft	Midsize Jet	
HDJT	HondaJet	Honda	Light Jet	
HF20	Hansa Jet	Hamburger Flugzeugbau	Light Jet	
LJ23	Learjet 23	Bombardier	Light Jet	
LJ24	Learjet 24	Bombardier	Light Jet	
LJ25	Learjet 25	Bombardier	Light Jet	
LJ28	Learjet 28	Bombardier	Light Jet	
LJ31	Learjet 31	Bombardier	Light Jet	
LJ35	Learjet 35	Bombardier	Light Jet	
LJ40	Learjet 40	Bombardier	Light Jet	
LJ45	Learjet 45	Bombardier	Light Jet	
LJ55	Learjet 55	Bombardier	Midsize Jet	
LJ60	Learjet 60	Bombardier	Midsize Jet	
LJ70	Learjet 70	Bombardier	Midsize Jet	
LJ75	Learjet 75	Bombardier	Midsize Jet	
P180	Piaggio P180 Avanti	Piaggio Aerospace	Turboprop	
PAY2	Piper Cheyenne 2	Piper Aircraft	Turboprop	
PAY3	Piper Cheyenne 3	Piper Aircraft	Turboprop	
PAY4	Piper Cheyenne 400	Piper Aircraft	Turboprop	
PC12	Pilatus PC-12	Pilatus	Turboprop	
PC24	Pilatus PC24	Pilatus	Light Jet	
PRM1	Premier 1	Hawker Beechcraft	Light Jet	
SBR1	Sabreliner	NA Rockwell	Light Jet	
SBR2	Sabreliner	NA Rockwell	Light Jet	
SJ30	Syberjet SJ30	SyberJet	Light Jet	
TBM7	Socata TBM 700	Daher-Socata	Turboprop	
TBM8	Socata TBM 850	Daher-Socata	Turboprop	
TBM9	Socata TBM 900 series	Daher-Socata	Turboprop	
WW23	1123 Westwind	IAI	Midsize Jet	
WW24	1124 Westwind	IAI	Midsize Jet	
EA50	Eclipse 500	Eclipse	Light Jet	

The list is permanently updated ...

DISCLAIMER

This report is provided by EBAA for information purposes only and no representation, warranties or other assurances, express or implied, are given as to the quality, accuracy, or completeness of the information contained in, or provided in connection with the report.

Recipients of this report must determine for themselves whether any matters referred to are suitable for their purposes. Neither EBAA nor any of their affiliates, agents, partners, representatives, consultants or any other company, firm or organisation involved in producing this report, nor any of their successors or assign or any employees, officer or director of any of them shall have any liability with respect to the use or reliance on the report by any person, irrespective of any negligence, omission or default, on the part of the foregoing persons.

Any reproduction or publication of this report, in whole or in part, is strictly forbidden without the written consent of EBAA. Please write to communications@ebaa.org for questions related to the use of this report.

For more information, please contact:

Square de Meeûs 37
BE - 1000 Brussels - Belgium

Phone: +32 2 318 28 00
Fax: +32 2 318 28 01

Follow us



@EUROPEANBUSINESSAVIATIONASSOCIATION



@EBAAORG



EUROPEAN BUSINESS AVIATION ASSOCIATION



@EUROPEAN_BUSINESS_AVIATION

www.ebaa.org

