

# BUSINESS AVIATION TRAFFIC TRACKER EUROPE

JUNE 2022



EUROPEAN BUSINESS AVIATION ASSOCIATION



# DEPARTURES, ARRIVALS, INTERNALS AND OVERFLIGHTS (DAIO) REPORT

## TOTAL BUSINESS AVIATION FLIGHTS



### Business Aviation (ECAC Area)

	ARRIVAL			DEPARTURE			INTERNAL			OVERFLIGHT			PREVIOUS YEAR	CURRENT YEAR	GROWTH
	Previous Year	Current Year	Growth	Previous Year	Current Year	Growth	Previous Year	Current Year	Growth	Previous Year	Current Year	Growth			
Jul 2021	3.118	4.743	52,1%	3.058	4.634	51,5%	58.294	74.319	27,5%	367	448	22,1%	<b>64.837</b>	<b>84.144</b>	<b>29,8%</b>
Aug 2021	3.638	4.718	29,7%	3.621	4.632	27,9%	57.660	71.821	24,6%	353	460	30,3%	<b>65.272</b>	<b>81.631</b>	<b>25,1%</b>
Sep 2021	3.105	4.404	41,8%	3.115	4.433	42,3%	49.230	72.273	46,8%	304	389	28,0%	<b>55.754</b>	<b>81.499</b>	<b>46,2%</b>
Oct 2021	2.963	4.623	56,0%	3.004	4.694	56,3%	42.291	63.869	51,0%	539	823	52,7%	<b>48.797</b>	<b>74.009</b>	<b>51,7%</b>
Nov 2021	2.566	4.090	59,4%	2.645	4.100	55,0%	29.990	50.937	69,8%	698	881	26,2%	<b>35.899</b>	<b>60.008</b>	<b>67,2%</b>
Dec 2021	3.001	3.897	29,9%	3.158	4.056	28,4%	32.026	43.747	36,6%	740	756	2,2%	<b>38.925</b>	<b>52.456</b>	<b>34,8%</b>
Jan 2022	2.661	3.785	42,2%	2.471	3.548	43,6%	26.491	41.167	55,4%	936	832	-11,1%	<b>32.559</b>	<b>49.332</b>	<b>51,5%</b>
Feb 2022	2.399	3.432	43,1%	2.363	3.241	37,2%	27.147	45.034	65,9%	551	607	10,2%	<b>32.460</b>	<b>52.314</b>	<b>61,2%</b>
Mar 2022	2.954	3.418	15,7%	2.972	3.408	14,7%	35.233	52.131	48,0%	919	654	-28,8%	<b>42.078</b>	<b>59.611</b>	<b>41,7%</b>
Apr 2022	3.022	3.161	4,6%	2.916	3.046	4,5%	35.397	52.377	48,0%	838	417	-50,2%	<b>42.173</b>	<b>59.001</b>	<b>39,9%</b>
May 2022	3.289	3.767	14,5%	3.127	3.567	14,1%	48.700	66.925	37,4%	626	450	-28,1%	<b>55.742</b>	<b>74.709</b>	<b>34,0%</b>
Jun 2022	4.178	4.309	3,1%	3.974	4.027	1,3%	62.055	77.464	24,8%	432	352	-18,5%	<b>70.639</b>	<b>86.152</b>	<b>22,0%</b>
<b>Grand Total</b>	<b>36.894</b>	<b>48.347</b>	<b>31,0%</b>	<b>36.424</b>	<b>47.386</b>	<b>30,1%</b>	<b>504.514</b>	<b>712.064</b>	<b>41,1%</b>	<b>7.303</b>	<b>7.069</b>	<b>-3,2%</b>	<b>585.135</b>	<b>814.866</b>	<b>39,3%</b>

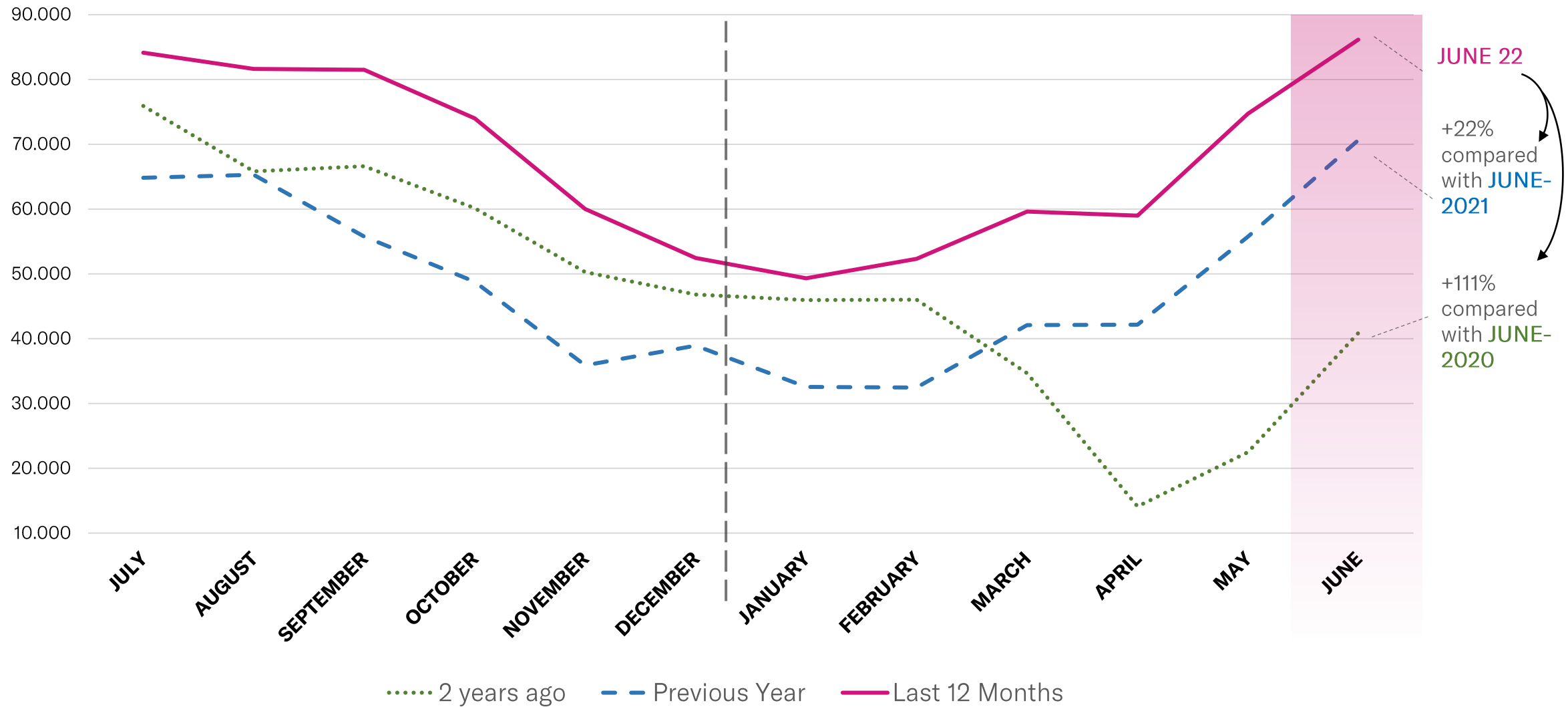
EBAA TRAFFIC TRACKER - JUNE 2022

# DEPARTURES, ARRIVALS, INTERNALS AND OVERFLIGHTS (DAIO) REPORT

## TOTAL BUSINESS AVIATION FLIGHTS



EBAA TRAFFIC TRACKER - JUNE 2022



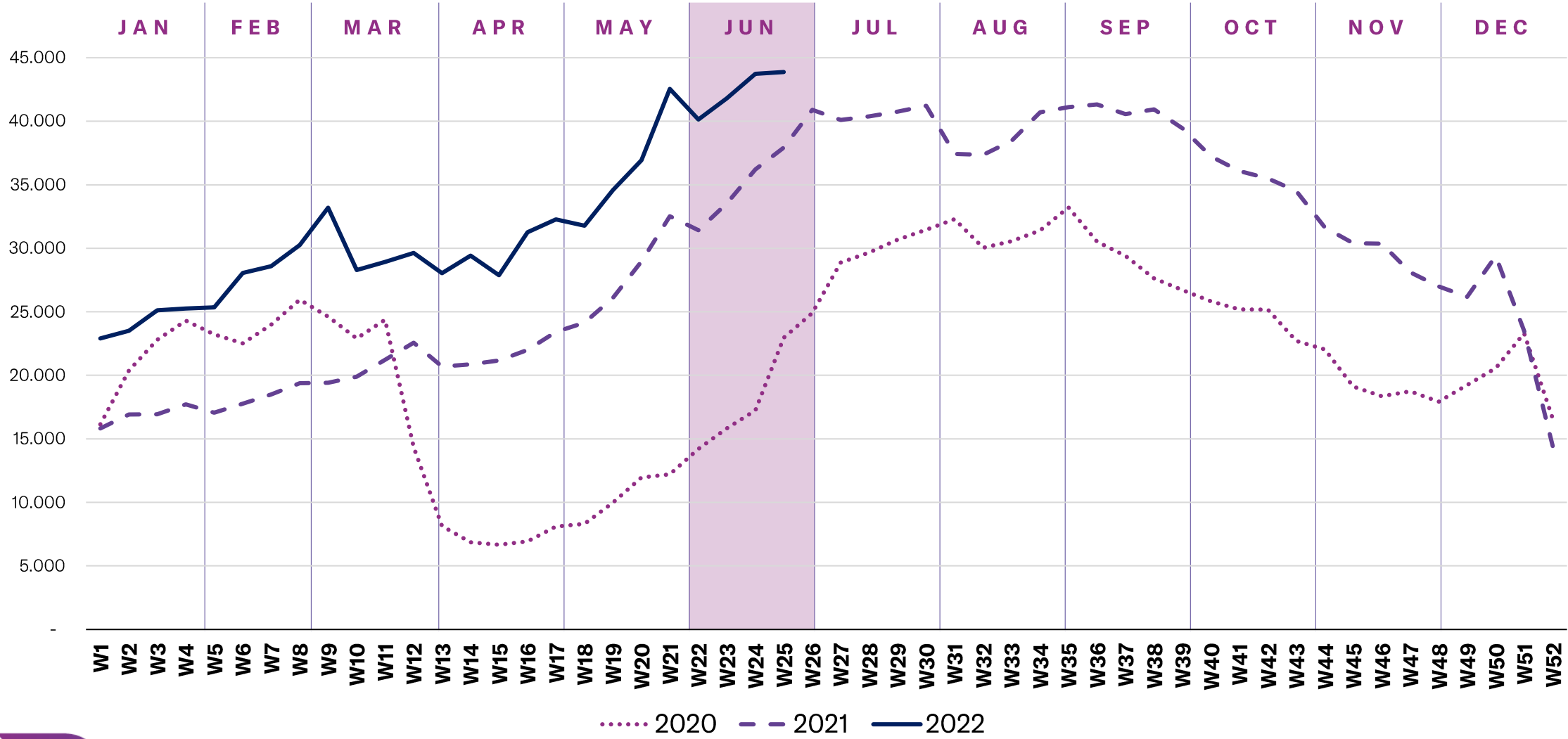
**JUNE 22**  
 +22% compared with **JUNE-2021**  
 +111% compared with **JUNE-2020**

# WEEK BY WEEK DETAILS IN EUROPE


## BUSINESS AVIATION WEEKLY MOVEMENTS (DEPARTURES + ARRIVALS)



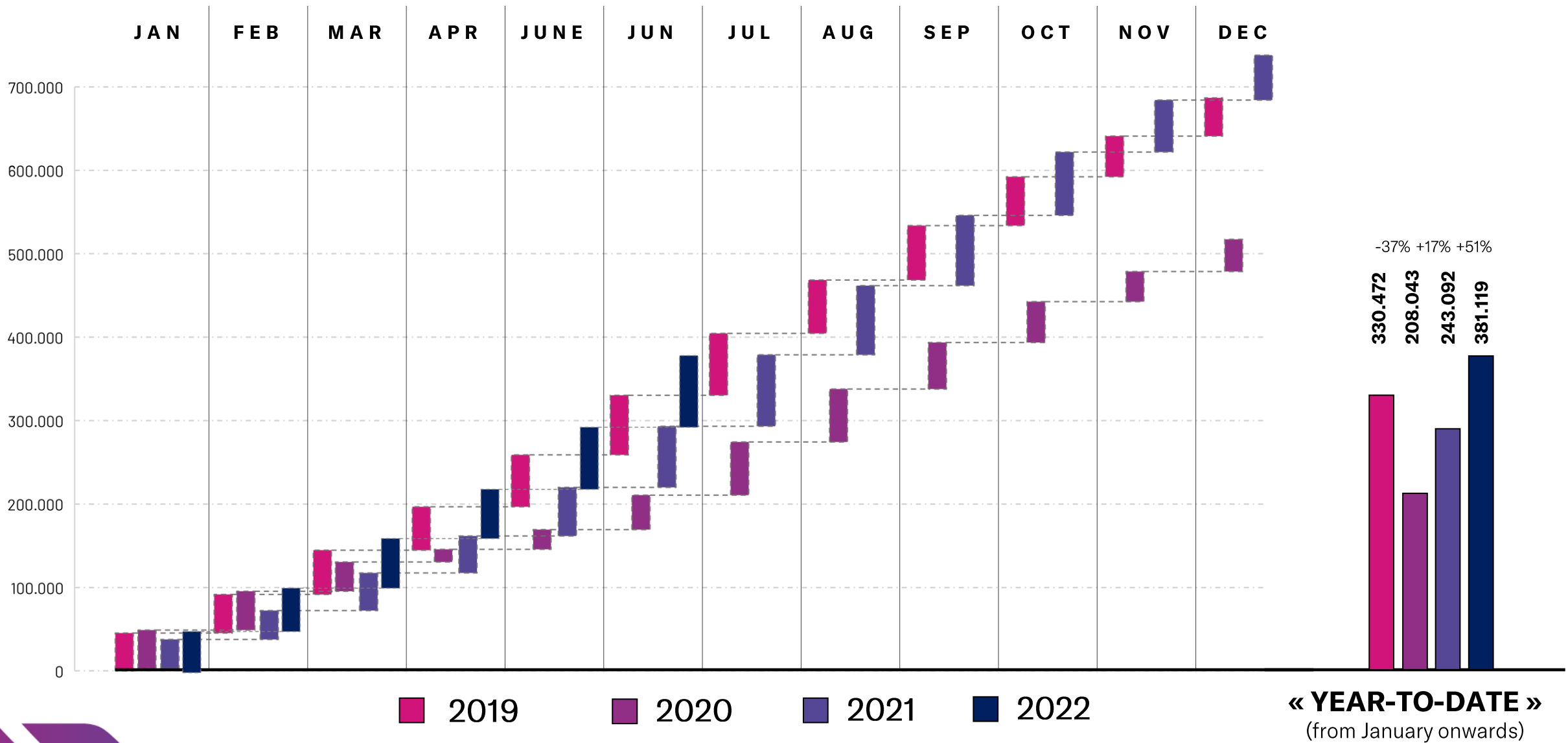
EBAA TRAFFIC TRACKER - JUNE 2022



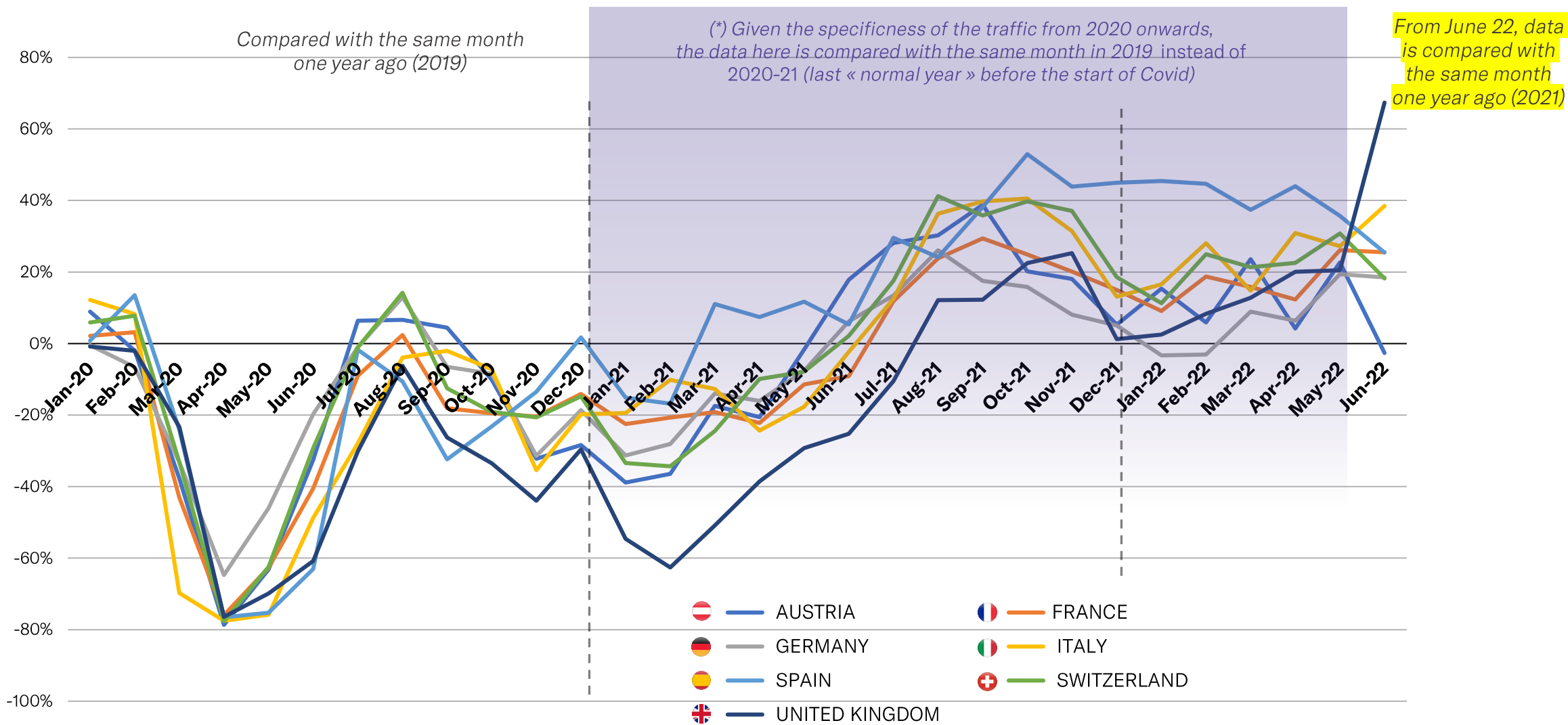
# YEAR-TO-DATE DETAILS IN EUROPE (FLIGHTS FROM JANUARY ONWARDS) BUSINESS AVIATION FLIGHTS



EBAA TRAFFIC TRACKER - JUNE 2022



# STATES – MONTHLY TRAFFIC GROWTH COMPARED WITH PRE-COVID LEVELS (\*)



# EUROPEAN STATES – STATE OF PLAY

« YEAR-TO-DATE » details in Europe (movements from january onwards)

## STATE OF PLAY - YTD (from january onwards)

















Unlike previous reports, from june 22, data is compared with the same month one year ago (2021)

	MONTH CURRENT YEAR	MONTH GROWTH	YTD CURRENT YEAR	YTD GROWTH
FRANCE	30.663	+26%	134.863	+40%
UNITED KINGDOM	23.618	+67%	106.872	+99%
GERMANY	20.043	+17%	94.476	+26%
ITALY	20.259	+39%	69.622	+47%
SPAIN	14.151	+23%	57.456	+31%
SWITZERLAND	9.798	+18%	55.122	+49%
AUSTRIA	4.409	-3%	22.298	+34%
TURKEY	5.464	+15%	21.843	+15%
SWEDEN	4.344	+29%	21.144	+23%
NORWAY	4.401	+24%	21.019	+17%
NETHERLANDS	3.914	+74%	16.443	+87%
BELGIUM	3.192	+17%	15.683	+48%
GREECE	5.873	-5%	15.564	+18%
POLAND	2.277	+20%	11.975	+41%
CZECH REPUBLIC	2.196	+7%	10.116	+30%
PORTUGAL	2.193	-1%	10.046	+33%
IRELAND	1.939	+129%	8.133	+113%
DENMARK	1.884	+42%	7.965	+64%
FINLAND	1.245	-13%	7.121	+19%
ROMANIA	1.417	0%	6.933	+19%
CROATIA	2.073	+11%	5.881	+14%
HUNGARY	1.230	-2%	5.439	+6%
SERBIA	861	-22%	4.374	-6%
LUXEMBOURG	909	+14%	4.016	+36%
CYPRUS	712	-33%	3.976	-8%
SLOVAKIA	734	-4%	3.739	+56%
MALTA	490	-22%	2.503	-2%
BULGARIA	571	+11%	2.470	+4%
UKRAINE	0	-100%	2.105	-71%
SLOVENIA	382	-20%	1.830	+3%
LITHUANIA	371	-3%	1.732	-10%
ICELAND	374	+36%	1.623	+58%
MONTENEGRO	510	-16%	1.549	-11%
LATVIA	225	-58%	1.497	-44%
ESTONIA	225	-29%	1.370	-8%
ALBANIA	146	+16%	754	+1%
BOSNIA AND HERZEGOVINA	124	-22%	727	0%
MACEDONIA	144	-20%	524	-19%
MOLDOVA	88	+35%	350	+14%

EBAA TRAFFIC TRACKER - JUNE 2022

# TOP 10 ACTIVE AIRPORTS – JUNE 2022

## AVERAGE DAILY BUSINESS AVIATION DEPARTURES

RANK	ICAO CODE	NAME	MONTH CURRENT YEAR	MONTH GROWTH	YTD CURRENT YEAR	YTD GROWTH
1	LFPB	 PARIS LE BOURGET	111,5	+53,2%	81,0	+69,0%
2	LFMN	 NICE	71,0	+40,0%	47,4	+55,0%
3	LSGG	 GENEVE COINTRIN	54,5	+23,3%	47,7	+50,3%
4 	EGLF	 FARNBOROUGH	50,7	+43,0%	42,6	+104,1%
5	LIML	 MILANO LINATE	48,9	+36,0%	31,7	+52,5%
6 	EGGW	 LONDON/LUTON	46,3	+94,8%	37,3	+148,9%
7 	LSZH	 ZURICH	45,7	+12,4%	37,5	+37,1%
8 	EGKB	 BIGGIN HILL	43,4	+82,2%	30,9	+109,4%
9 	LEIB	 IBIZA	43,2	+35,0%	17,1	+24,9%
10 	LEPA	 PALMA DE MALLORCA	39,8	+19,1%	24,5	+20,3%



# TOP 30 AIRPORTS – STATE OF PLAY

« YEAR-TO-DATE » details in Europe (movements from january onwards)

**STATE OF PLAY - YTD**  
(from january onwards)

Unlike previous reports, from june 22, data is compared with the same month one year ago (2021)

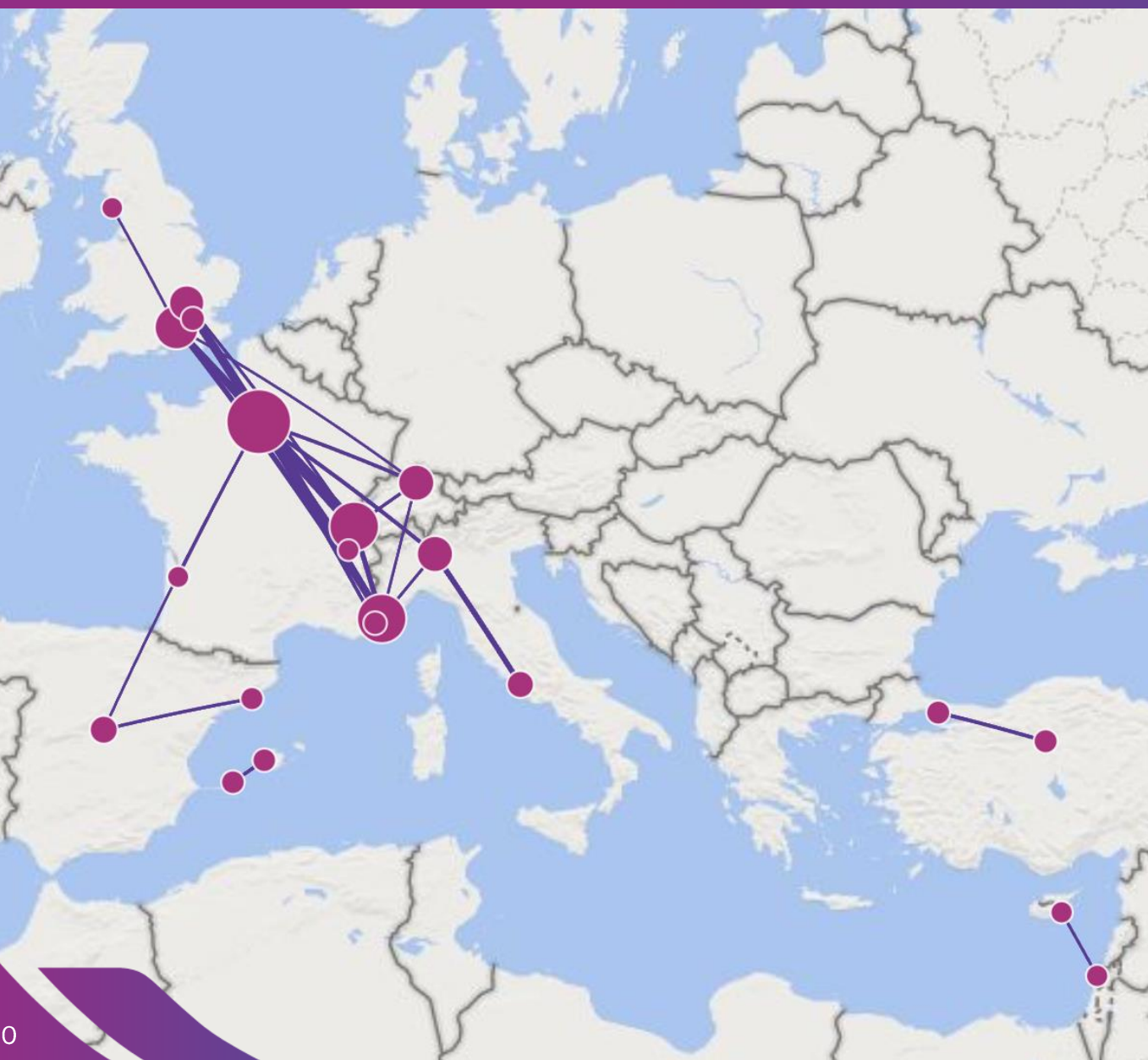
	MONTH CURRENT YEAR	MONTH GROWTH	YTD CURRENT YEAR	YTD GROWTH
PARIS LE BOURGET	7.027	+55%	30.469	+70%
GENEVA INTERNATIONAL	3.480	+23%	18.580	+54%
NICE CÔTE D'AZUR	4.439	+41%	17.859	+56%
FARNBOROUGH	3.217	+47%	16.181	+107%
LONDON LUTON	2.963	+99%	14.293	+153%
ZURICH	2.853	+13%	14.186	+37%
MILANO LINATE	3.057	+40%	11.911	+54%
LONDON BIGGIN HILL	2.696	+83%	11.685	+110%
PALMA DE MALLORCA	2.460	+20%	9.045	+21%
BERLIN SCHÖNEFELD	1.956	+38%	8.177	+40%
ROMA CIAMPINO	1.889	+22%	8.136	+26%
AMSTERDAM SCHIPHOL	1.920	+70%	7.856	+97%
MADRID BARAJAS	1.697	+31%	7.843	+49%
WIEN SCHWECHAT	1.617	-5%	7.444	+14%
MÜNCHEN	1.637	+21%	7.424	+27%
ISTANBUL ATATÜRK	1.619	+31%	7.310	+25%
MALAGA COSTA DEL SOL	1.433	+5%	7.280	+33%
CANNES MANDELIEU	1.998	+24%	6.849	+55%
PRAGUE VACLAV HAVEL	1.420	+14%	6.694	+35%
IBIZA	2.669	+36%	6.408	+26%
BARCELONA	1.465	+29%	6.252	+43%
ATHENS INTERNATIONAL	2.040	+6%	6.005	+14%
HAMBURG	1.247	+28%	5.735	+43%
BRUSSELS NATIONAL	1.149	+45%	5.179	+54%
LONDON STANSTED	1.262	+91%	5.092	+95%
SION	248	+14%	4.996	+83%
SALZBURG W. A. MOZART	916	+27%	4.941	+87%
KÖLN BONN	1.016	+28%	4.918	+24%
STUTTGART	947	+2%	4.916	+28%
DUSSELDORF	975	+21%	4.501	+24%

# TOP 30 BUSINESS AVIATION ROUTES – STATE OF PLAY

« YEAR-TO-DATE » details in Europe: flights (both ways) from january onwards



EBAA TRAFFIC TRACKER - JUNE 2022



AIRPORT 1		AIRPORT 2		YTD CURRENT YEAR	YTD GROWTH
🇫🇷 LFPB	Paris Le Bourget	🇨🇭 LSGG	Geneva International	1.969	+52%
🇫🇷 LFMN	Nice Côte d'Azur	🇫🇷 LFPB	Paris Le Bourget	1.278	+56%
🇮🇹 LIML	Milano Linate	🇮🇹 LIRA	Roma Ciampino	908	+6%
🇬🇧 EGLF	Farnborough	🇫🇷 LFPB	Paris Le Bourget	881	+89%
🇫🇷 LFMN	Nice Côte d'Azur	🇬🇧 EGLF	Farnborough	867	+123%
🇫🇷 LFMN	Nice Côte d'Azur	🇨🇭 LSGG	Geneva International	843	+45%
🇬🇧 EGLF	Farnborough	🇨🇭 LSGG	Geneva International	769	+140%
🇫🇷 LFPB	Paris Le Bourget	🇬🇧 EGGW	London Luton	743	+211%
🇫🇷 LFPB	Paris Le Bourget	🇮🇹 LIML	Milano Linate	654	+98%
🇬🇧 EGGW	London Luton	🇫🇷 LFMN	Nice Côte d'Azur	645	+126%
🇫🇷 LFPB	Paris Le Bourget	🇬🇧 EGKB	London Biggin Hill	641	+147%
🇹🇷 LTBA	Istanbul Atatürk	🇹🇷 LTAC	Ankara Esenboğa	624	+3%
🇨🇭 LSZH	Zurich	🇫🇷 LFPB	Paris Le Bourget	612	+128%
🇫🇷 LFPB	Paris Le Bourget	🇫🇷 LFMN	Nice Côte d'Azur	594	+48%
🇪🇸 LEIB	Ibiza	🇪🇸 LEPA	Palma de Mallorca	589	+4%
🇸🇪 ESSA	Stockholm Arlanda	🇸🇪 ESND	Sveg	586	-2%
🇪🇸 LEBL	Barcelona	🇪🇸 LEMD	Madrid Barajas	552	+6%
🇨🇭 LSZH	Zurich	🇨🇭 LSGG	Geneva International	549	+67%
🇸🇪 ESUP	Pajala	🇸🇪 ESPA	Luleå Kallax	529	+3%
🇬🇧 EGGW	London Luton	🇨🇭 LSGG	Geneva International	510	+204%
🇮🇹 LIML	Milano Linate	🇫🇷 LFMN	Nice Côte d'Azur	493	+82%
🇨🇵 LCLK	Larnaka International	🇮🇱 LLBG	Tel Aviv International	487	-23%
🇳🇴 ENAT	Alta	🇳🇴 ENTC	Tromsø Langnes	472	-15%
🇸🇪 ESNU	Umeå	🇸🇪 ESPA	Luleå Kallax	472	-25%
🇫🇷 LFBF	Bordeaux Merignac	🇫🇷 LFPB	Paris Le Bourget	458	+16%
🇫🇷 LFPB	Paris Le Bourget	🇫🇷 LFLB	Chambery Savoie	452	+167%
🇫🇷 LFPB	Paris Le Bourget	🇪🇸 LEMD	Madrid Barajas	450	+122%
🇫🇷 LFMN	Nice Côte d'Azur	🇨🇭 LSZH	Zurich	449	+39%
🇨🇭 LSZH	Zurich	🇬🇧 EGLF	Farnborough	442	+79%
🇬🇧 EGNL	Walney Island	🇬🇧 EGLF	Farnborough	437	+110%

# TOP 10 FLOWS – JUNE 2022

## AVERAGE DAILY BUSINESS AVIATION FLIGHTS



ORIGIN	DESTINATION	MONTH CURRENT YEAR	MONTH GROWTH	YTD CURRENT YEAR	YTD GROWTH
FRANCE	FRANCE	194,2	+8,1%	150,6	+19,7%
UK	UK	149,9	+28,2%	116,0	+62,3%
GERMANY	GERMANY	144,6	+11,1%	118,6	+15,5%
ITALY	ITALY	107,7	+40,8%	57,5	+41,6%
SPAIN-CONTINENTAL	SPAIN-CONTINENTAL	76,3	+10,6%	49,9	+17,5%
NORWAY	NORWAY	53,0	+3,5%	45,5	+2,6%
FRANCE	UK	51,6	+156,6%	35,4	+188,7%
UK	FRANCE	51,2	+171,4%	35,0	+176,4%
TÜRKIYE	TÜRKIYE	43,5	+2,3%	30,9	+6,9%
FRANCE	ITALY	42,2	+64,1%	22,8	+84,7%

# TRAFFIC PER STATE – JUNE 2022

## AVERAGE DAILY BUSINESS AVIATION FLIGHTS – PART 1



STATE	MONTH CURRENT YEAR	MONTH PREVIOUS YEAR	MONTH CHANGE	MONTH GROWTH	YTD CURRENT YEAR	YTD PREVIOUS YEAR	YTD CHANGE	YTD GROWTH
NM Area	2.885,3	2.363,1	522,1	22,1%	2.115,8	1.532,1	583,7	38,1%
ECAC	2.871,7	2.354,6	517,1	22,0%	2.105,6	1.522,9	582,7	38,3%
ESRA08	2.856,5	2.327,9	528,6	22,7%	2.084,6	1.492,7	591,9	39,7%
ESRA02	2.843,5	2.301,2	542,3	23,6%	2.070,7	1.472,1	598,5	40,7%
SES-RP2	2.784,5	2.265,9	518,6	22,9%	2.035,9	1.448,3	587,6	40,6%
SES-RP3	2.656,6	2.166,2	490,4	22,6%	1.938,8	1.388,4	550,4	39,6%
EU27	2.600,0	2.108,2	491,8	23,3%	1.887,9	1.338,9	549,0	41,0%
FABEC	1.883,7	1.427,5	456,2	32,0%	1.396,5	922,0	474,5	51,5%
France	1.216,3	906,0	310,4	34,3%	873,0	557,6	315,3	56,5%
BLUE MED FAB	905,1	742,9	162,2	21,8%	535,1	386,7	148,3	38,4%
Germany	773,2	614,2	159,0	25,9%	599,6	419,0	180,6	43,1%
Italy	756,8	578,4	178,4	30,8%	451,5	303,6	147,9	48,7%
FAB CE	522,3	485,6	36,7	7,6%	387,2	295,9	91,4	30,9%
Switzerland	530,7	414,1	116,5	28,1%	428,4	278,1	150,3	54,1%
UK-Ireland FAB	685,9	374,5	311,4	83,1%	500,1	232,8	267,3	114,8%
UK	672,8	369,1	303,7	82,3%	491,8	229,2	262,5	114,5%
South West FAB	443,0	361,8	81,2	22,4%	307,9	223,6	84,3	37,7%
Spain	433,7	353,9	79,8	22,5%	301,8	218,9	82,8	37,8%
Spain-Continental	425,9	347,3	78,7	22,7%	294,3	213,3	81,0	38,0%
Austria	337,0	305,8	31,1	10,2%	255,2	187,9	67,3	35,8%
Greece	219,1	211,3	7,8	3,7%	116,6	94,3	22,3	23,6%
Belgium/Luxembourg	303,5	204,5	99,1	48,5%	230,7	134,0	96,6	72,1%

# TRAFFIC PER STATE – JUNE 2022

## AVERAGE DAILY BUSINESS AVIATION FLIGHTS – PART 2



STATE	MONTH CURRENT YEAR	MONTH PREVIOUS YEAR	MONTH CHANGE	MONTH GROWTH	YTD CURRENT YEAR	YTD PREVIOUS YEAR	YTD CHANGE	YTD GROWTH
NEFAB	129,0	167,8	-38,8	-23,1%	119,5	106,0	13,5	12,7%
Türkiye	179,8	158,0	21,8	13,8%	132,9	116,1	16,8	14,5%
Croatia	173,8	154,9	18,9	12,2%	102,9	81,8	21,1	25,8%
Baltic FAB	91,3	139,4	-48,1	-34,5%	90,2	96,5	-6,3	-6,6%
Czech Republic	135,1	135,0	0,1	0,0%	110,0	91,4	18,6	20,4%
Netherlands	233,2	133,0	100,2	75,3%	166,4	88,0	78,5	89,2%
Serbia/Montenegro	138,8	132,9	5,9	4,4%	94,9	79,7	15,2	19,1%
DK-SE FAB	184,4	130,1	54,3	41,7%	138,9	94,2	44,7	47,4%
Poland	88,5	129,5	-40,9	-31,6%	85,6	86,7	-1,2	-1,4%
Danube FAB	110,4	112,4	-2,0	-1,8%	93,1	80,3	12,8	15,9%
Hungary	112,3	105,9	6,4	6,1%	86,8	68,5	18,4	26,8%
Sweden	129,9	100,8	29,1	28,8%	101,9	76,8	25,1	32,7%
Slovenia	101,0	92,4	8,6	9,3%	65,8	51,6	14,2	27,5%
Romania	62,8	81,2	-18,4	-22,7%	57,4	56,0	1,4	2,5%
Bulgaria	84,0	77,9	6,1	7,8%	69,5	55,1	14,4	26,1%
Bosnia and Herzegovina	78,6	72,6	6,0	8,2%	51,2	41,0	10,3	25,1%
Slovakia	65,2	72,3	-7,1	-9,8%	53,3	41,5	11,8	28,5%
Latvia	14,3	70,4	-56,2	-79,7%	27,0	33,2	-6,2	-18,7%
Norway	95,5	69,8	25,6	36,7%	73,6	56,3	17,3	30,7%
Cyprus	61,3	66,7	-5,5	-8,2%	49,5	46,9	2,6	5,5%
Lisbon FIR	72,8	66,6	6,1	9,2%	57,9	38,6	19,2	49,8%
Denmark	100,7	64,9	35,8	55,1%	71,1	38,9	32,2	82,7%

# TRAFFIC PER STATE – JUNE 2022

## AVERAGE DAILY BUSINESS AVIATION FLIGHTS – PART 3

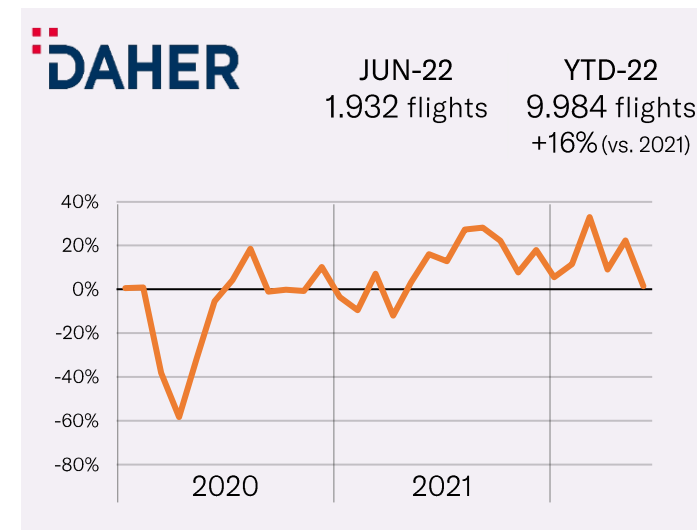
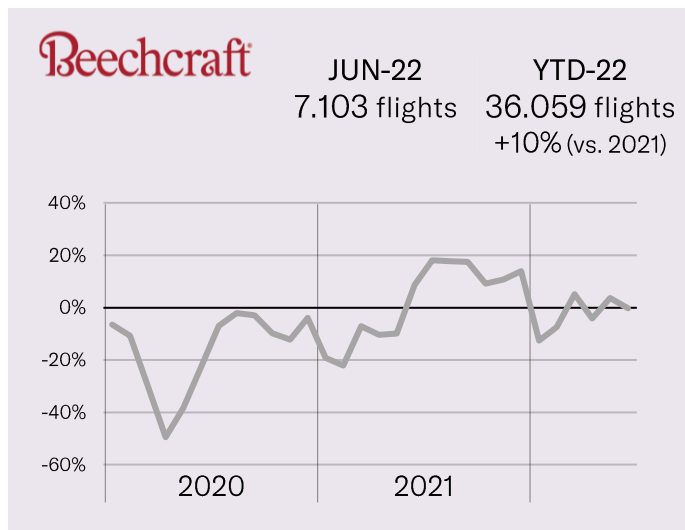
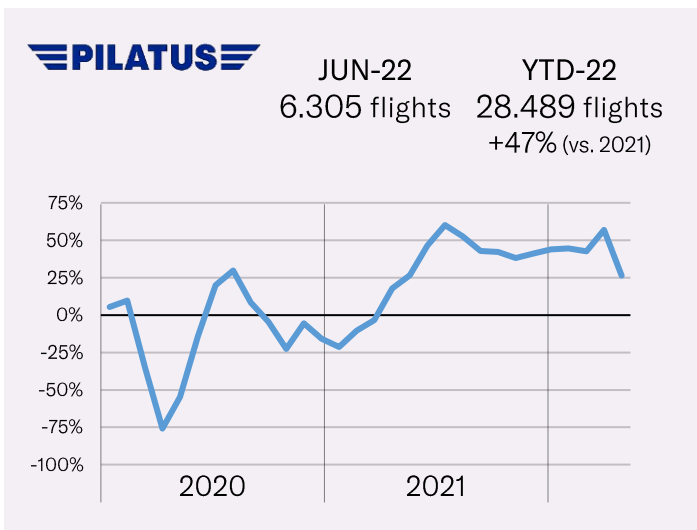
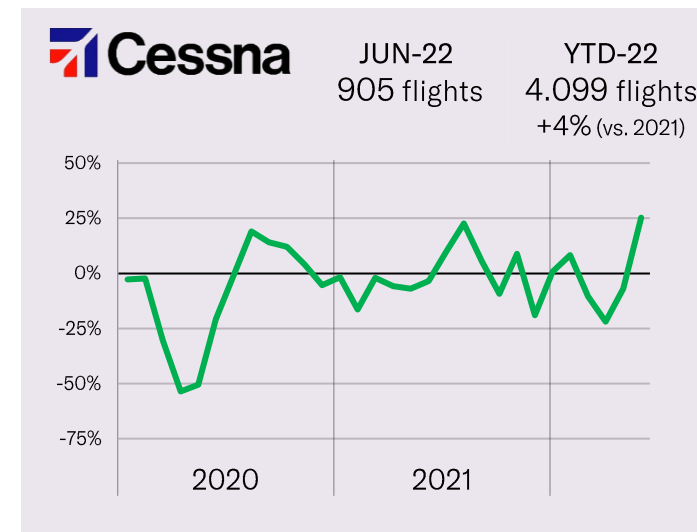
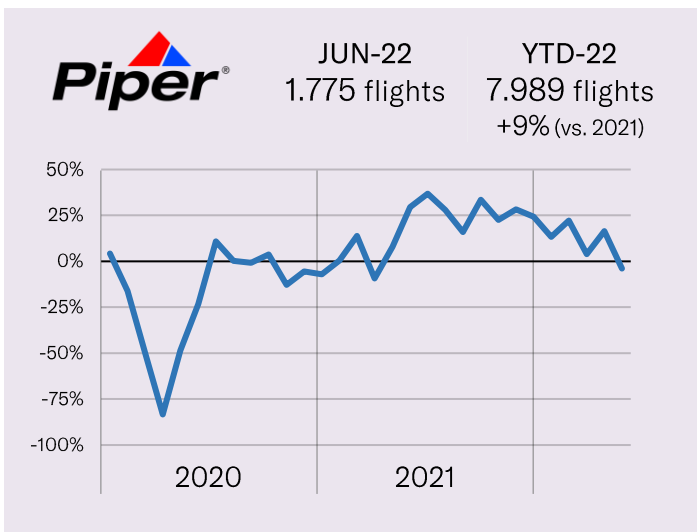


STATE	MONTH CURRENT YEAR	MONTH PREVIOUS YEAR	MONTH CHANGE	MONTH GROWTH	YTD CURRENT YEAR	YTD PREVIOUS YEAR	YTD CHANGE	YTD GROWTH
Lithuania	16,4	63,2	-46,8	-74,1%	26,2	31,5	-5,3	-16,9%
Ireland	126,5	56,0	70,5	126,0%	87,6	37,1	50,5	135,9%
North Macedonia	41,9	45,4	-3,5	-7,7%	24,0	22,3	1,7	7,8%
Albania	50,5	43,9	6,6	15,0%	28,7	23,1	5,6	24,2%
Finland	25,1	31,3	-6,2	-19,9%	24,7	19,9	4,8	24,4%
Egypt	38,1	28,6	9,5	33,2%	33,9	25,8	8,0	31,2%
Malta	22,8	28,6	-5,8	-20,3%	19,1	20,3	-1,2	-5,9%
Estonia	12,1	28,2	-16,1	-57,2%	13,3	17,1	-3,7	-21,9%
Israel	34,1	28,2	5,9	20,9%	27,3	21,5	5,8	26,8%
Belarus	1,2	25,7	-24,4	-95,2%	6,9	41,0	-34,2	-83,3%
Morocco	44,8	24,2	20,6	85,0%	38,6	23,2	15,4	66,6%
Ukraine	0,1	21,3	-21,2	-99,5%	12,6	47,7	-35,1	-73,5%
Iceland	26,1	16,4	9,7	59,5%	18,2	10,0	8,3	82,9%
Georgia	18,1	15,3	2,8	18,3%	12,0	9,7	2,3	24,2%
Azerbaijan	23,8	14,0	9,7	69,4%	20,5	17,1	3,4	19,9%
Santa Maria FIR	20,1	14,0	6,1	43,6%	19,1	13,3	5,7	43,1%
Moldova	2,7	12,1	-9,4	-77,6%	3,4	7,7	-4,3	-55,6%
Spain-Canaries	17,7	11,3	6,4	56,5%	18,8	11,4	7,4	64,4%
Tunisia	9,1	10,0	-0,9	-9,0%	7,7	8,5	-0,8	-8,9%
Armenia	15,0	5,9	9,1	155,7%	7,7	4,1	3,6	87,8%
Libya	4,3	5,2	-0,9	-17,8%	4,6	4,5	0,0	0,9%

# TURBOPROPS OEMS – JUNE 2022

## MONTHLY TRAFFIC & MONTHLY GROWTH (compared with Y-1)

EBAA TRAFFIC TRACKER - JUNE 2022



# JET OEMS (1/2) – JUNE 2022

## MONTHLY TRAFFIC & MONTHLY GROWTH (compared with Y-1)

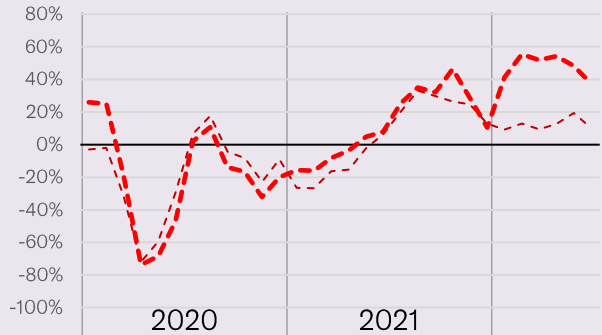


EBAA TRAFFIC TRACKER - JUNE 2022



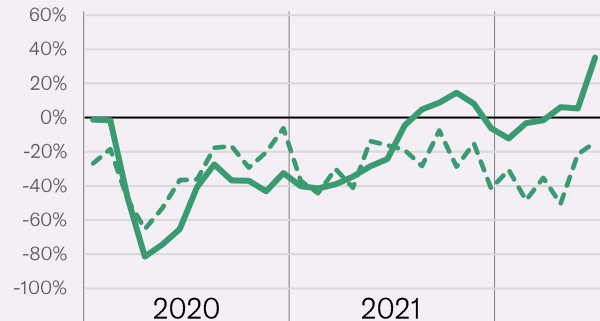
**JUNE-22**  
25.418 flights

**YTD-22**  
113.946 flights  
+33% (vs. 2021)



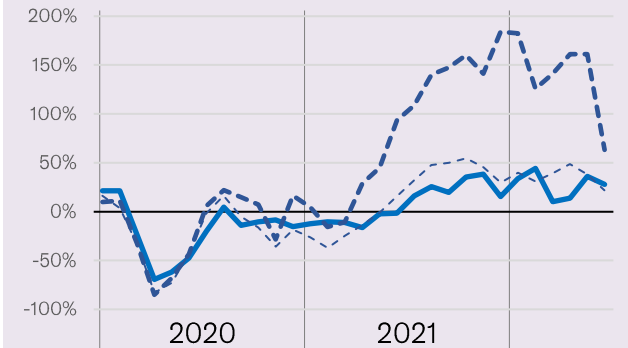
**JUNE-22**  
7.450 flights

**YTD-22**  
32.405 flights  
+43% (vs. 2021)



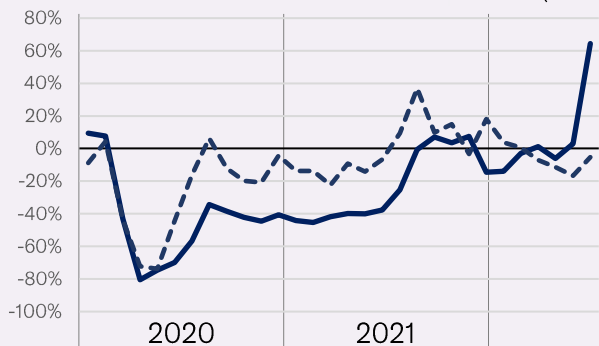
**JUNE-22**  
9.882 flights

**YTD-22**  
42.420 flights  
+56% (vs. 2021)



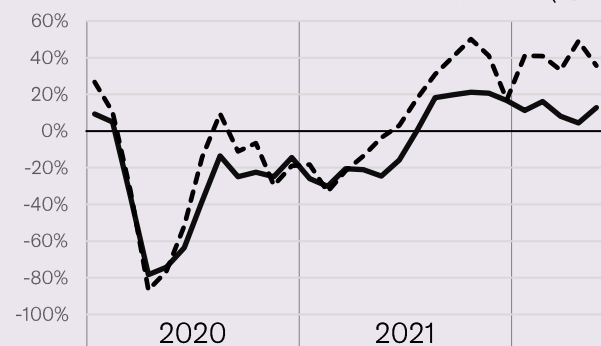
**JUNE-22**  
6.328 flights

**YTD-22**  
25.445 flights  
+51% (vs. 2021)



**JUNE-22**  
12.248 flights

**YTD-22**  
52.381 flights  
+46% (vs. 2021)



**Heavy  
Jets**



**Medium  
Jets**



**Light  
Jets**

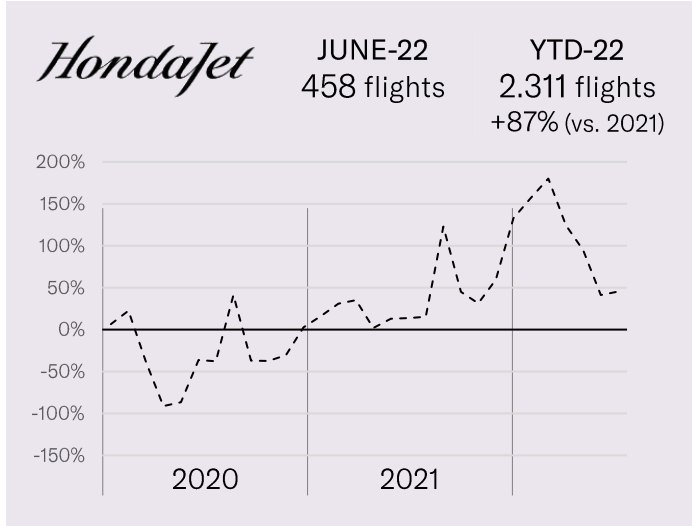
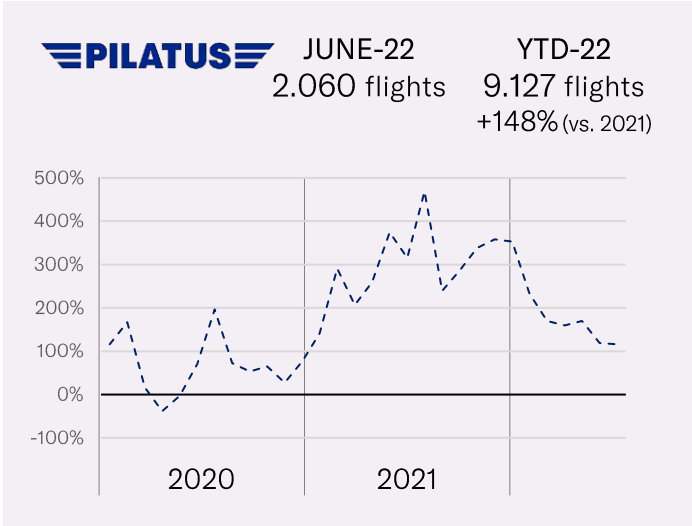
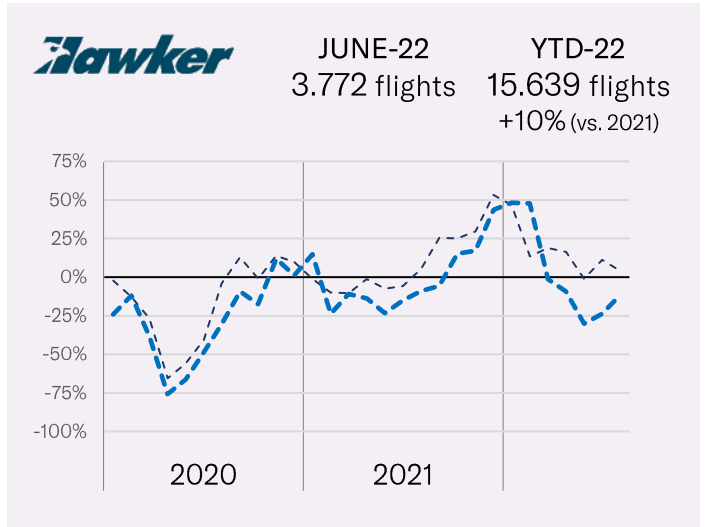
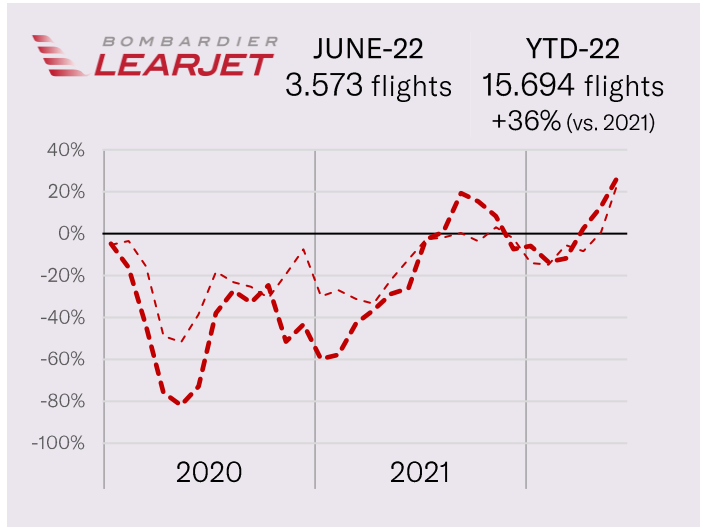





# JET OEMS (2/2) – JUNE 2022

## MONTHLY TRAFFIC & MONTHLY GROWTH (compared with Y-1)



EBAA TRAFFIC TRACKER - JUNE 2022



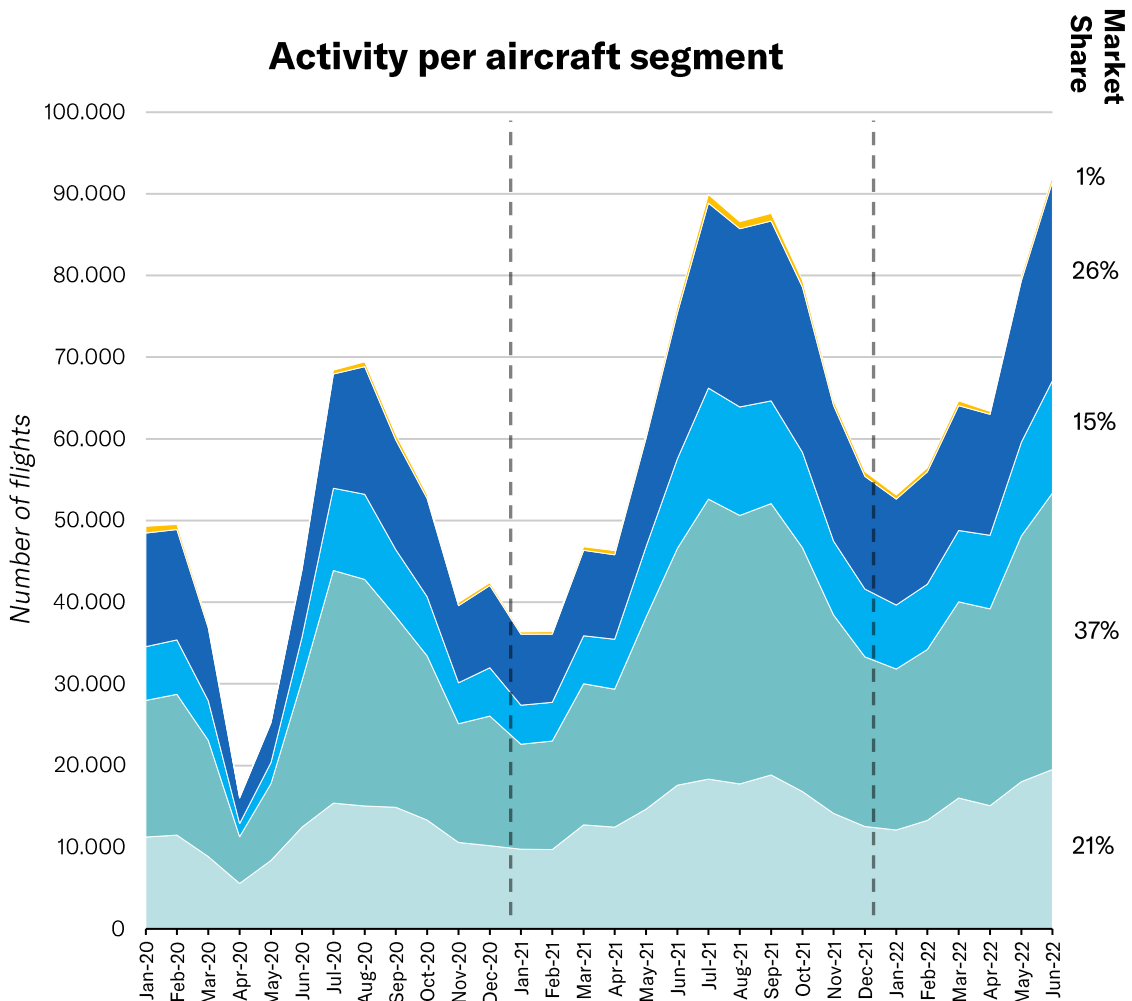
-  **Heavy Jets**
-  **Medium Jets**
-  **Light Jets**

# BUSINESS AVIATION AIRPLANES – JUNE 2022

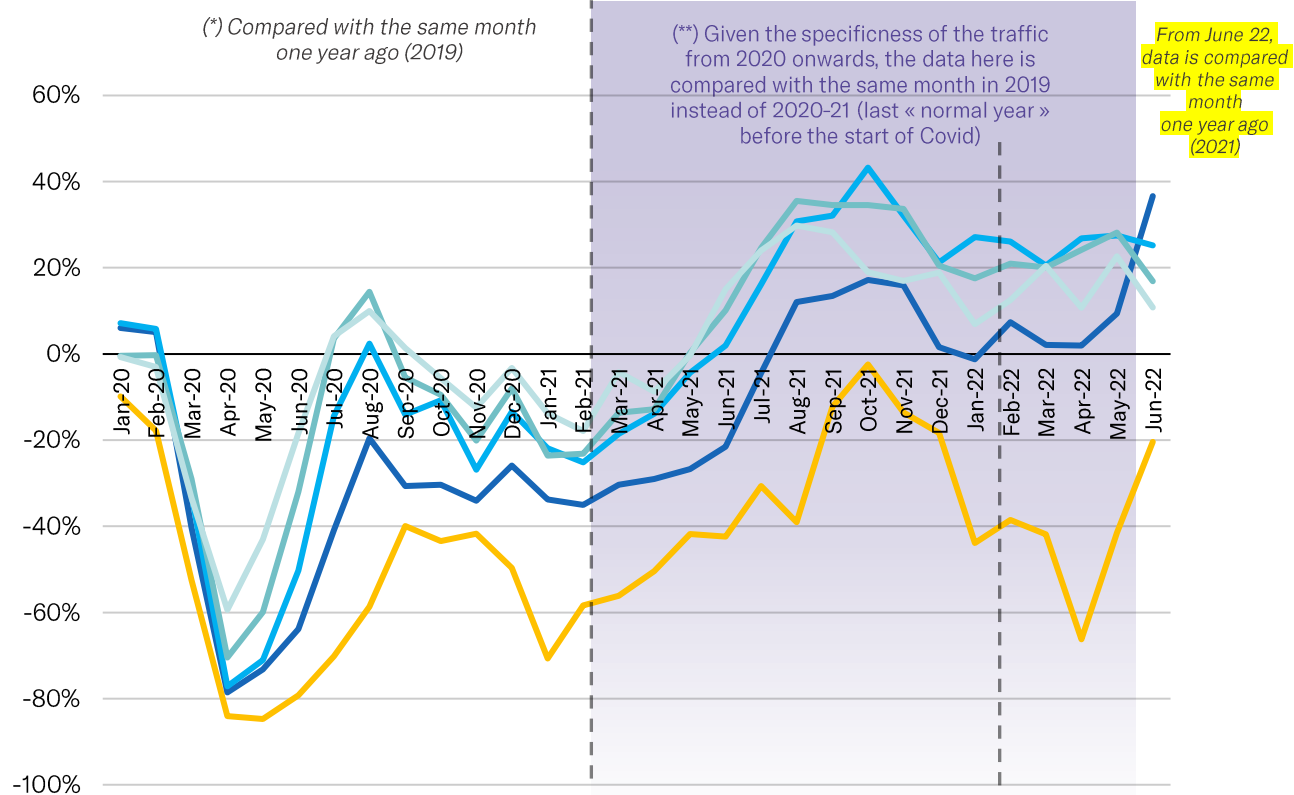
## MONTHLY TRAFFIC & MONTHLY GROWTH (compared with pre-Covid levels)



### Activity per aircraft segment



### Monthly Growth - compared with \*/\*\*



EBAA TRAFFIC TRACKER - JUNE 2022

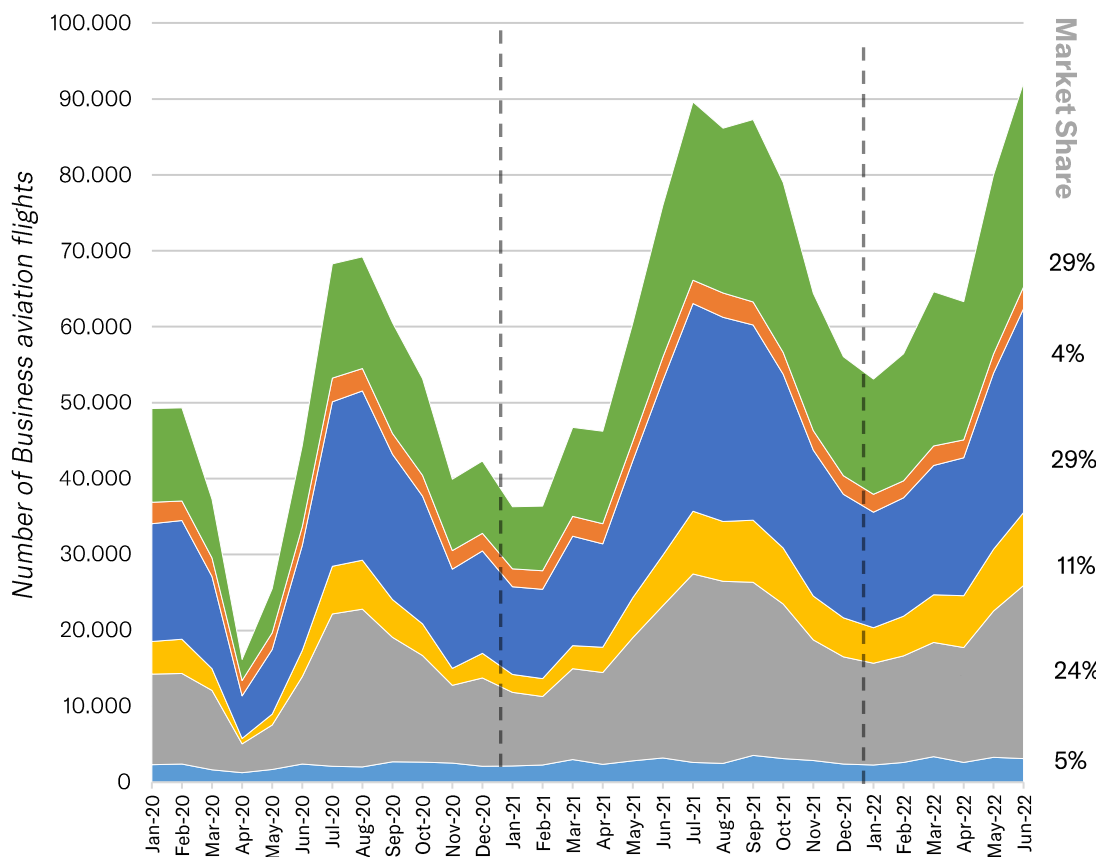
# BUSINESS AVIATION OPERATORS – JUNE 2022

## MONTHLY TRAFFIC & MONTHLY GROWTH (compared with pre-Covid levels)



EBAA TRAFFIC TRACKER - JUNE 2022

### Activity in per operator main type



**Private Ownership**



**Ambulance**



**Fractional Ownership**



**Aircraft Management**

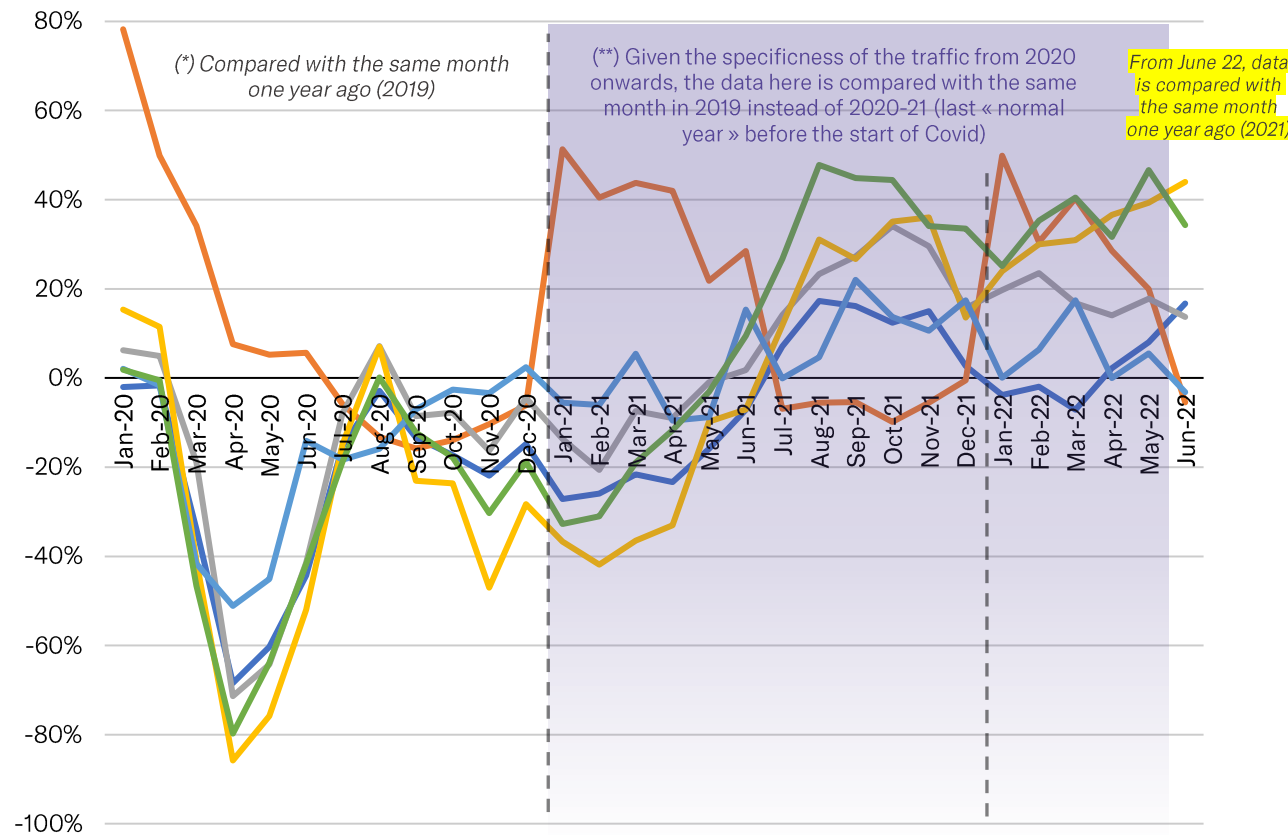


**Branded Charter**



**Government**

### Monthly Growth - compared with \*/\*\*



(\*) Compared with the same month one year ago (2019)

(\*\*) Given the specificity of the traffic from 2020 onwards, the data here is compared with the same month in 2019 instead of 2020-21 (last « normal year » before the start of Covid)

From June 22, data is compared with the same month one year ago (2021)

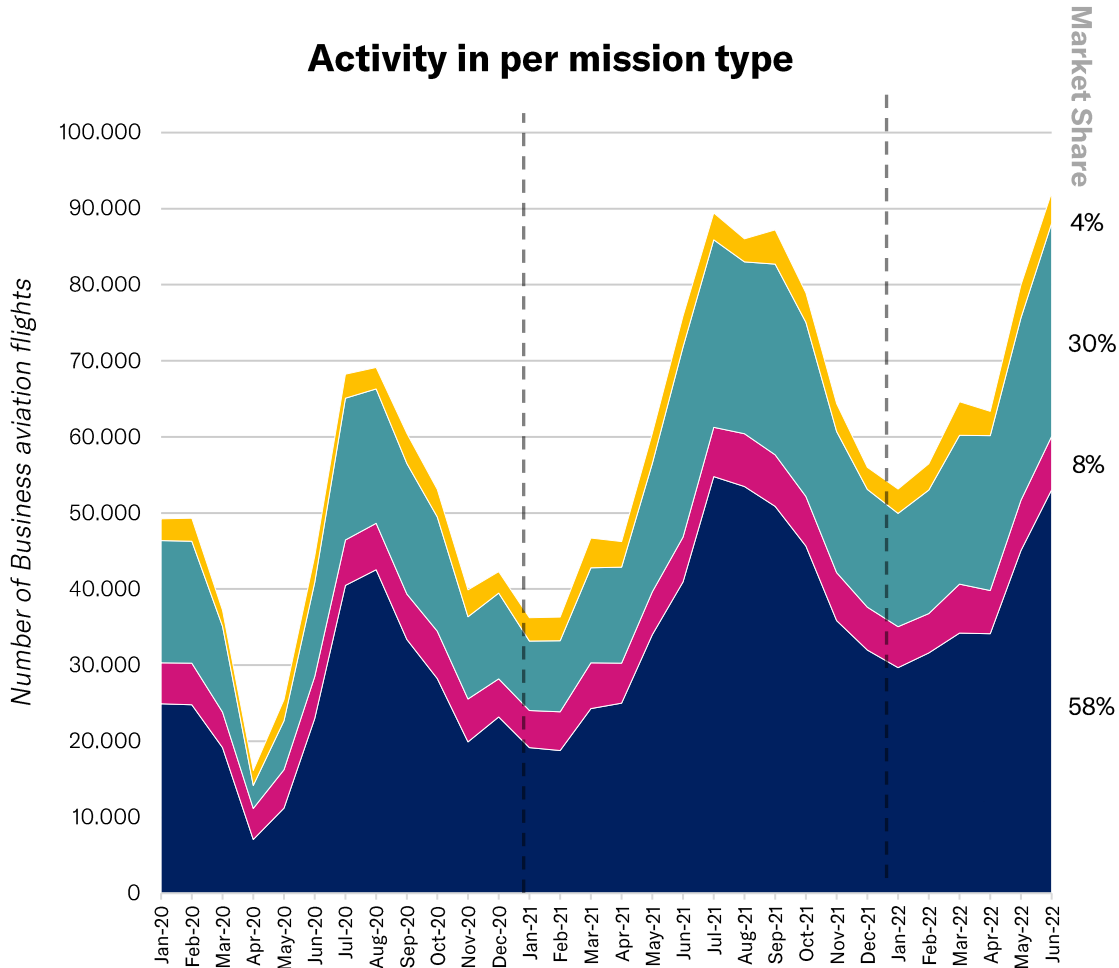
# BUSINESS AVIATION MISSIONS – JUNE 2022

## MONTHLY TRAFFIC & MONTHLY GROWTH (compared with pre-Covid levels)

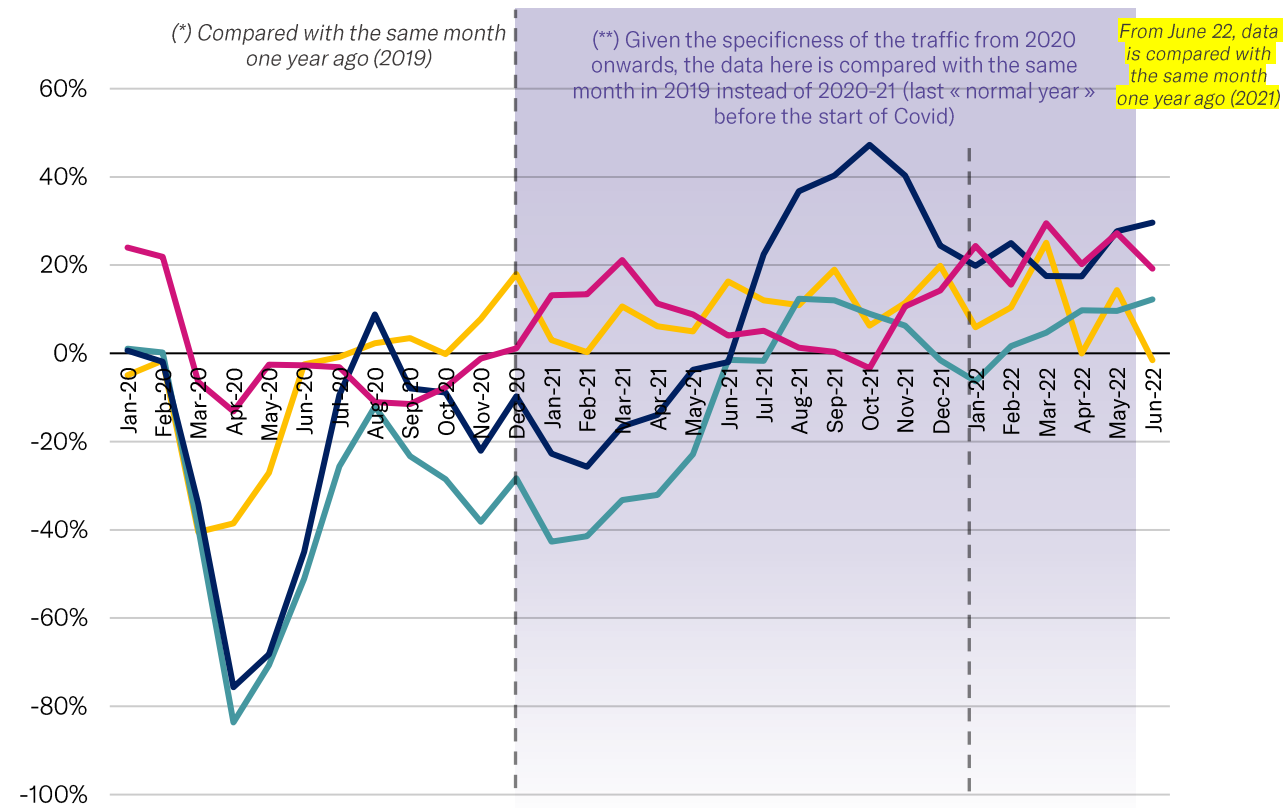


EBAA TRAFFIC TRACKER - JUNE 2022

### Activity in per mission type



### Monthly Growth - compared with \*/\*\*



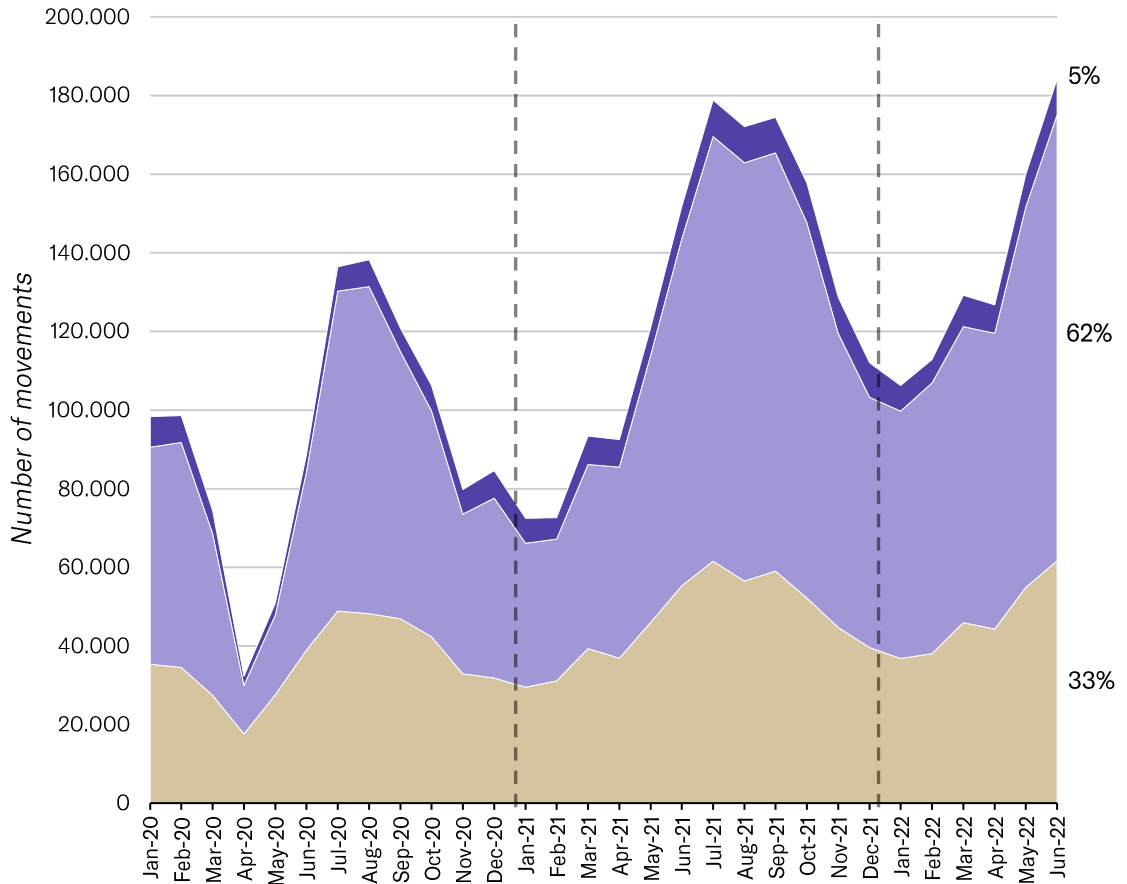
# BUSINESS AVIATION ORIGINS & DESTINATIONS – JUNE 2022

## MONTHLY TRAFFIC & MONTHLY GROWTH (compared with pre-Covid levels)



EBA A TRAFFIC TRACKER - JUNE 2022

### Activity per Origin-Destination



Extra-Europe

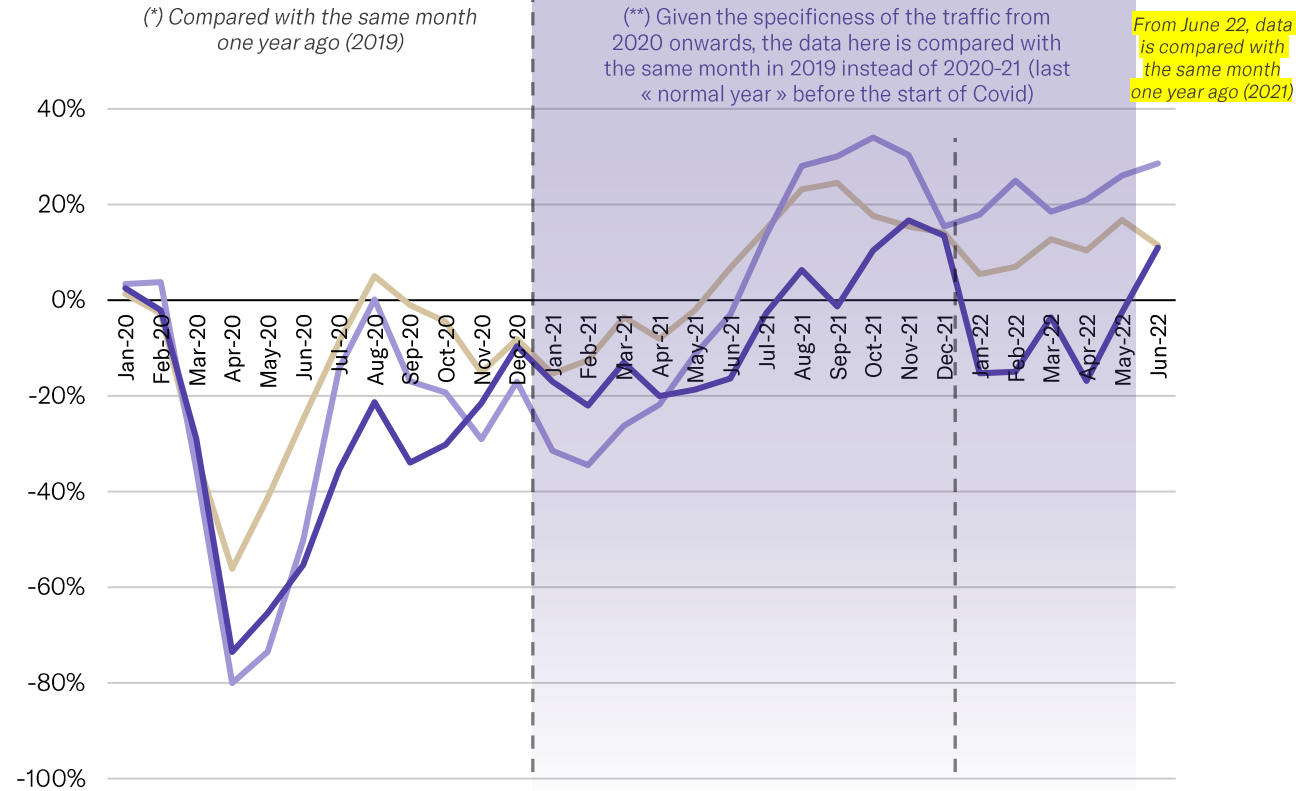


Intra-Europe



Domestic

### Monthly Growth - compared with \*/\*\*



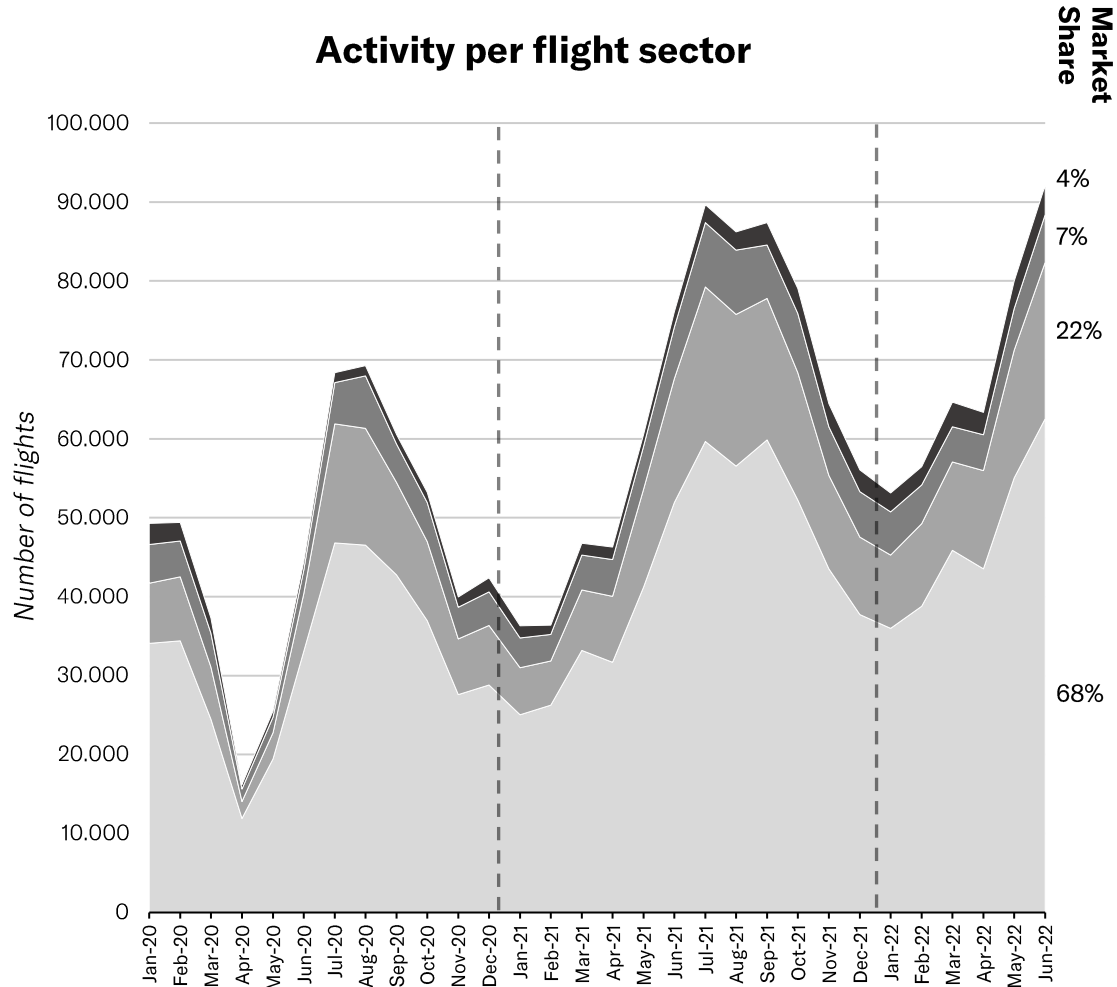
# BUSINESS AVIATION FLIGHT SECTOR – JUNE 2022

## MONTHLY TRAFFIC & MONTHLY GROWTH (compared with pre-Covid levels)



EBAA TRAFFIC TRACKER - JUNE 2022

### Activity per flight sector



**Short Haul**  
(below 500nm / 1000km)



**Short Haul**  
(below 1000nm / 2000km)

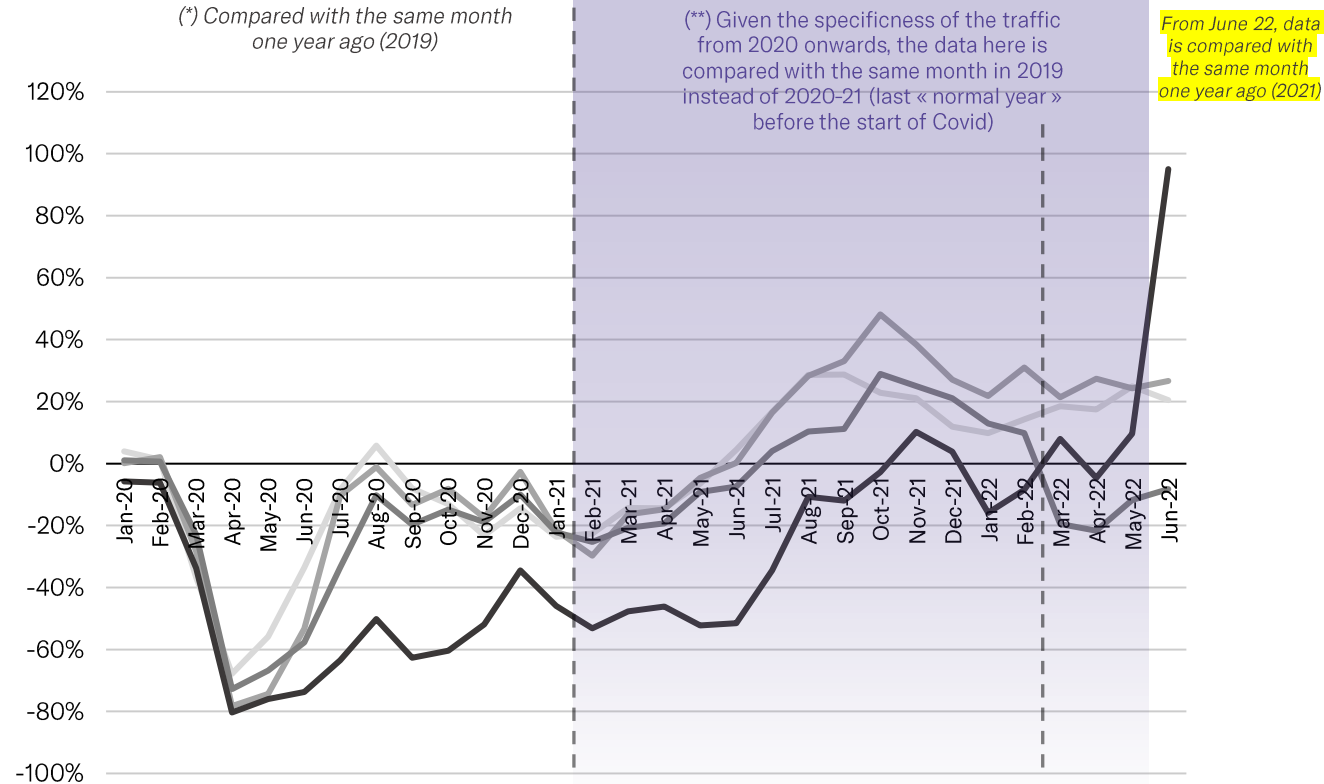


**Medium Haul**  
(below 2500nm / 4700km)



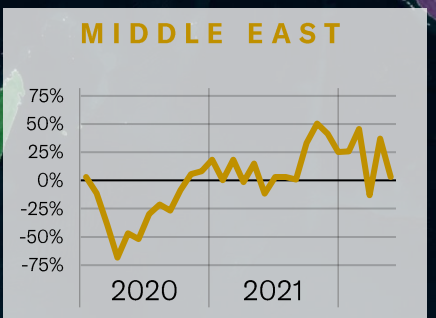
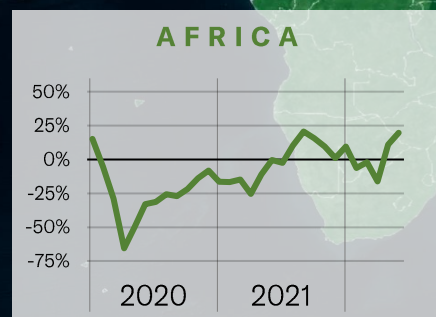
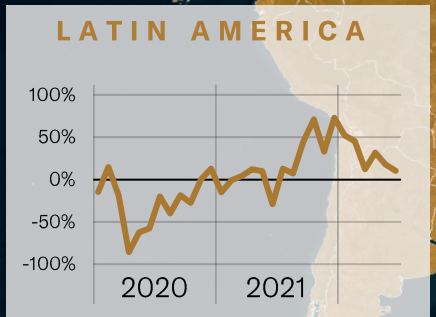
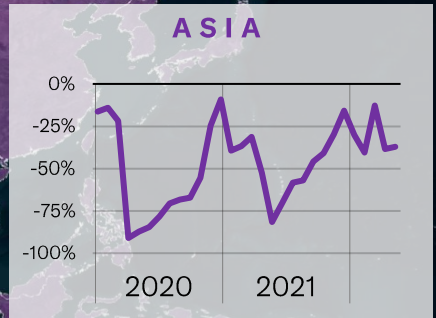
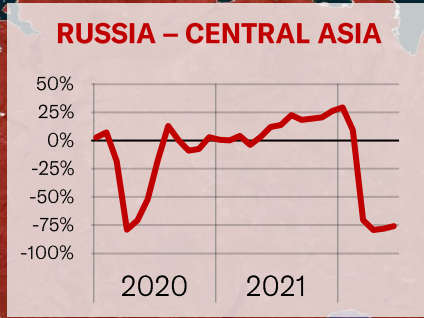
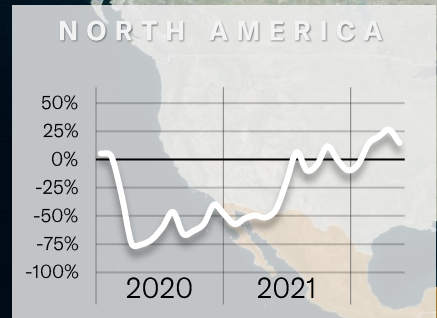
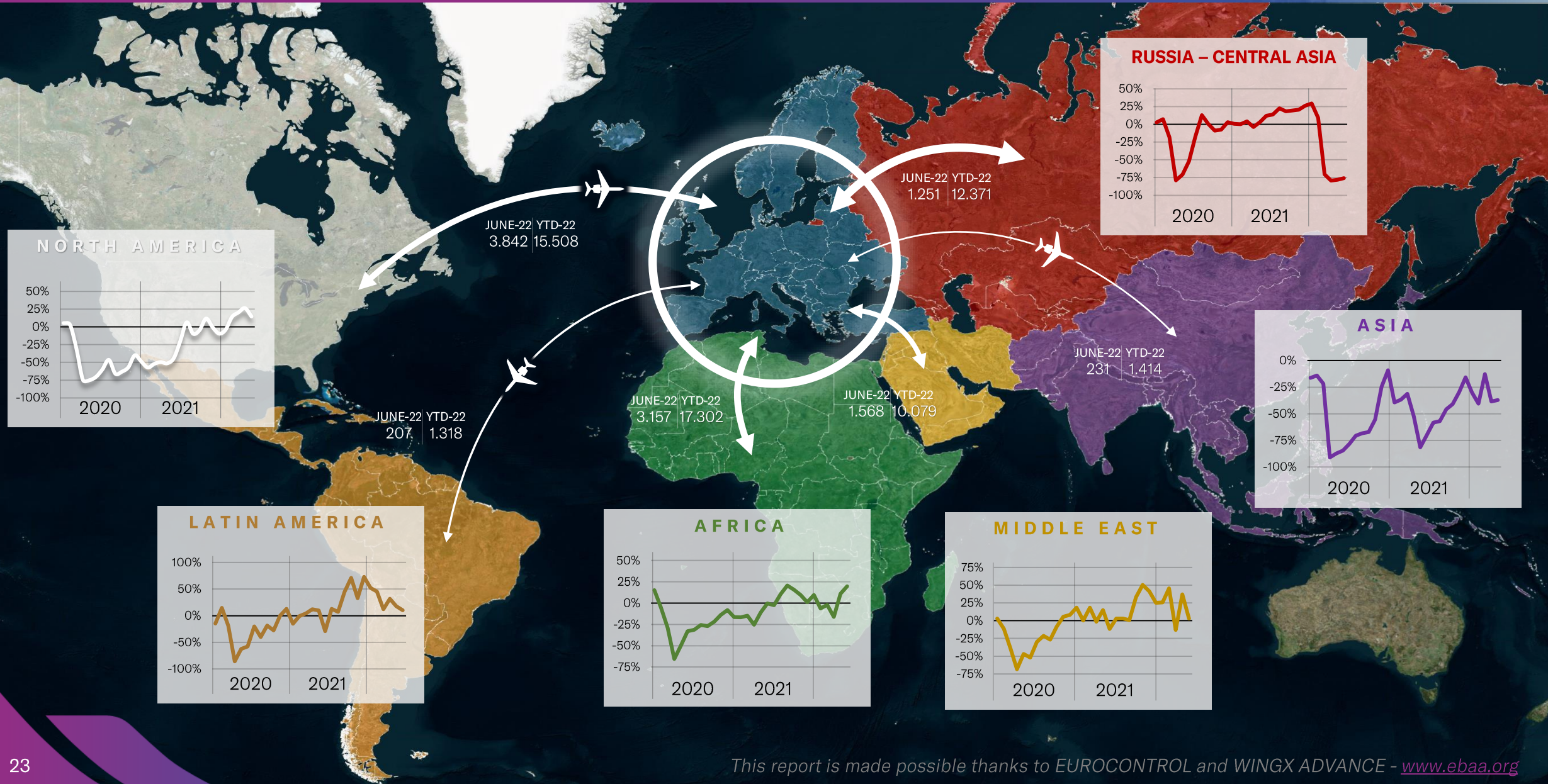
**Long Haul**  
(above 2500nm / 4700km)

### Monthly Growth - compared with \*/\*\*



# EUROPEAN BUSINESS AVIATION INTERCONTINENTAL CONNECTIONS – JUNE 2022

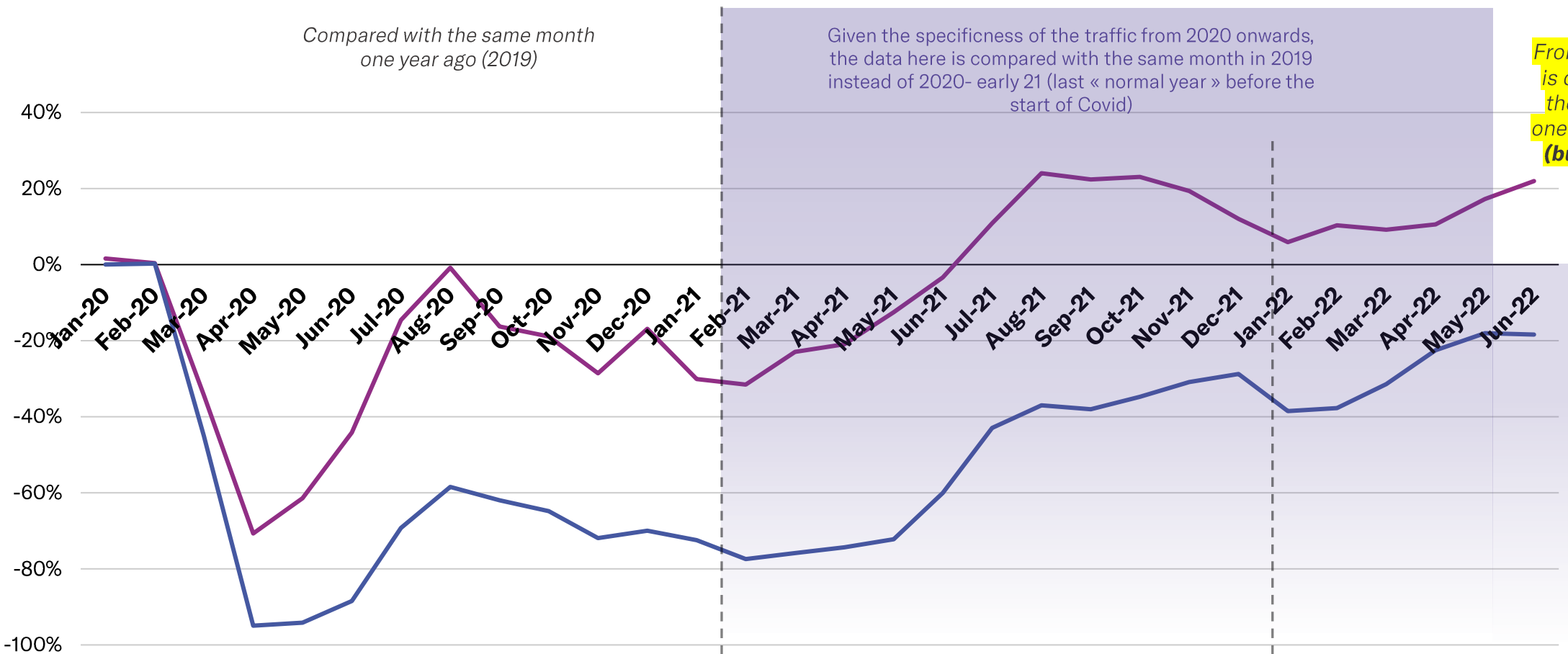
## MONTHLY TRAFFIC & MONTHLY GROWTH (compared with pre-Covid levels)



# BUSINESS AVIATION VS. AIRLINES

## MONTHLY TRAFFIC GROWTH

EBAA TRAFFIC TRACKER - JUNE 2022



 **BUSINESS AVIATION**

 **AIRLINES**  
Main Lines, Low Cost Airlines, Regional Airlines

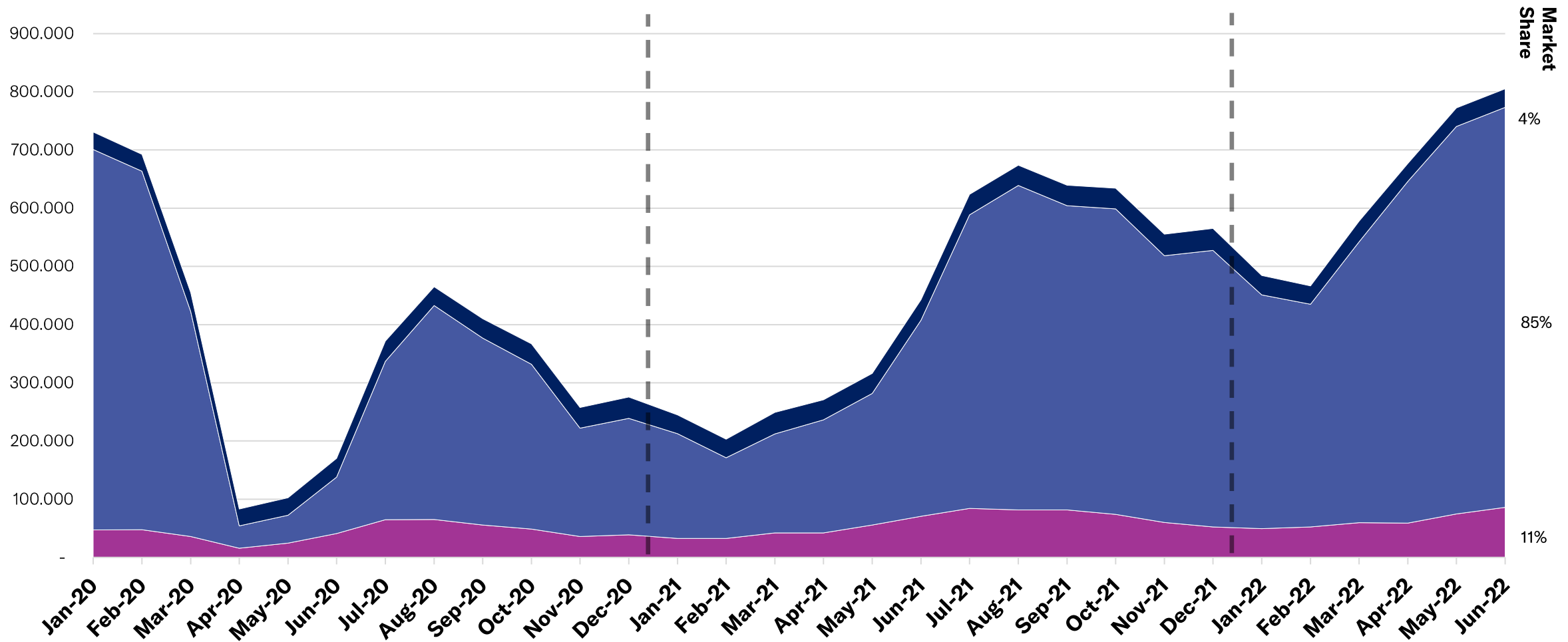


# BUSINESS AVIATION VS. AIRLINES & CARGO

## MONTHLY TRAFFIC MARKET SHARE

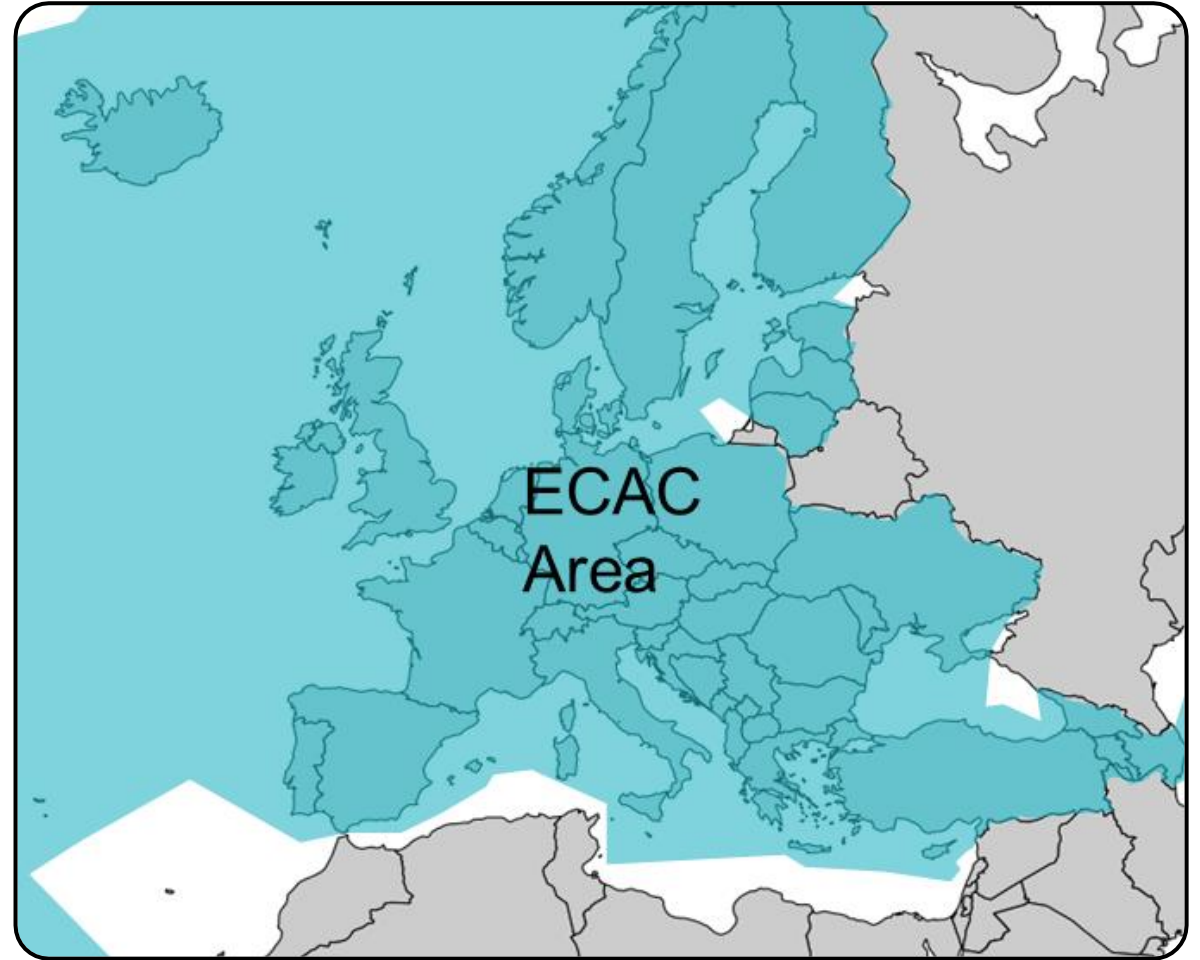
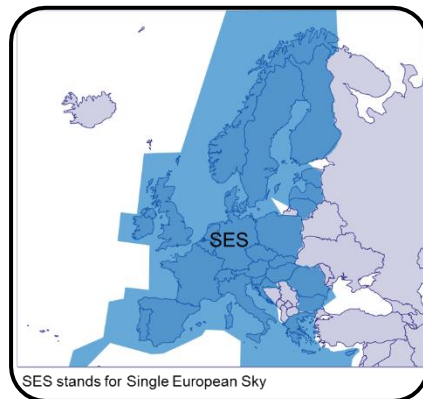
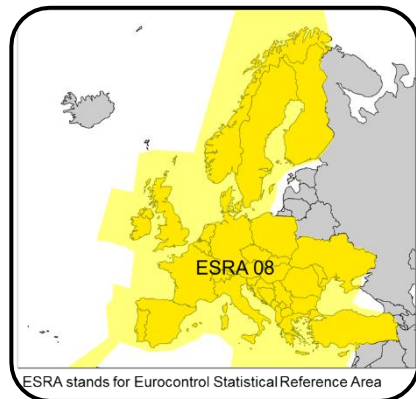
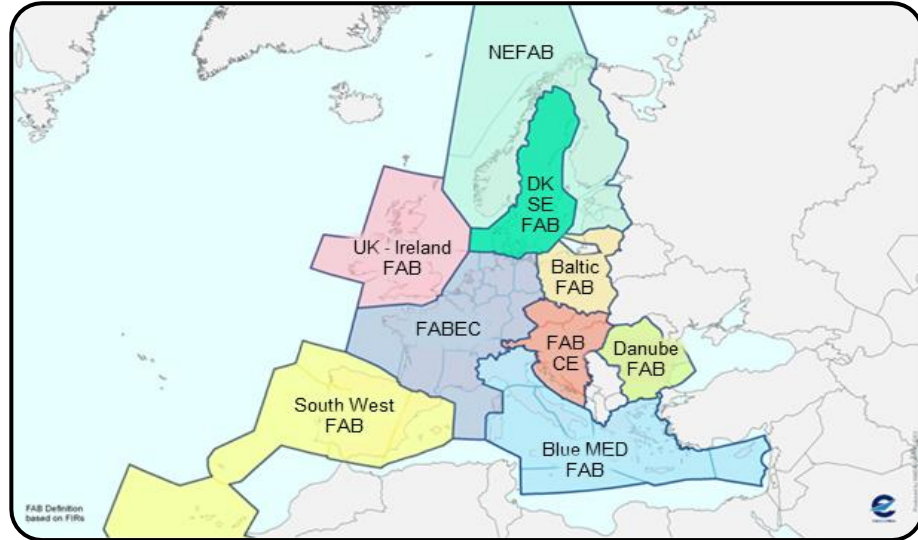


EBAA TRAFFIC TRACKER - JUNE 2022



This report is made possible thanks to EUROCONTROL and WINGX ADVANCE - [www.ebaa.org](http://www.ebaa.org)

# AREAS



ECAC stands for European Civil Aviation Conference

The « Business Aviation » segment is defined by Eurocontrol as follows :

A318	Airbus A318	Airbus	Bizliner	flight type G only
A319	Airbus A319	Airbus	Bizliner	flight type G only
A320	Airbus A320	Airbus	Bizliner	flight type G only
ASTR	Gulfstream G100	Gulfstream	Midsize Jet	
B350	King Air 350	Hawker Beechcraft	Turboprop	flight type G and N only
B737	Boeing 737-700	Boeing	Bizliner	flight type G only
B738	Boeing 737-800	Boeing	Bizliner	flight type G only
B739	Boeing 737-900	Boeing	Bizliner	flight type G only
B748	Boeing 747-8I	Boeing	Bizliner	flight type G only
B77L	Boeing 777-200 Freighter	Boeing	Bizliner	flight type G only
B77W	Boeing 777-300ER	Boeing	Bizliner	flight type G only
B788	Boeing 787-8	Boeing	Bizliner	flight type G only
B789	Boeing 787-9	Boeing	Bizliner	flight type G only
BE10	KingAir 100	Hawker Beechcraft	Turboprop	
BE20	King Air 200	Hawker Beechcraft	Turboprop	
BE30	Super King Air 300	Hawker Beechcraft	Turboprop	
BE40	Hawker Beechjet 400	Hawker Beechcraft	Light Jet	
BE90	King Air 90	Hawker Beechcraft	Turboprop	
BE9L	King Air 90	Hawker Beechcraft	Turboprop	
BE9T	KingAir90	Hawker Beechcraft	Turboprop	
C208	Cessna 208 Caravan	Cessna	Turboprop	
C25A	Cessna Citation CJ2	Cessna	Light Jet	
C25B	Cessna Citation CJ3	Cessna	Light Jet	
C25C	Cessna Citation CJ4	Cessna	Light Jet	
C25M	Cessna M2	Cessna	Light Jet	
C425	Cessna Corsair	Cessna	Turboprop	
C441	Cessna Conquest	Cessna	Turboprop	
C500	Cessna Citation I	Cessna	Light Jet	
C501	Cessna Citation ISP	Cessna	Light Jet	
C510	Cessna Citation Mustang	Cessna	Light Jet	
C525	Cessna Citation CJ1	Cessna	Light Jet	
C550	Cessna Citation II	Cessna	Light Jet	
C551	Cessna Citation IISP	Cessna	Light Jet	
C55B	Cessna Citation Bravo	Cessna	Light Jet	
C560	Cessna Citation V	Cessna	Light Jet	
C56X	Cessna Citation Excel / XLS	Cessna	Light Jet	

C650	Cessna Citation III	Cessna	Midsize Jet	
C680	Citation Sovereign	Cessna	Midsize Jet	
C750	Cessna Citation X	Cessna	Midsize Jet	
CL30	Challenger 300 series	Bombardier	Midsize Jet	
CL35	Challenger 350	Bombardier	Midsize Jet	
CL60	Challenger 600 series	Bombardier	Heavy Jet	
CRJ2	Challenger 800-850	Bombardier	Heavy Jet	flight type G only
E135	Embraer RJ135	Embraer	Heavy Jet	flight type G only
E145	Embraer RJ145	Embraer	Heavy Jet	flight type G only
E190	Embraer 190	Embraer	Bizliner	flight type G only
E35L	Legacy 600 series	Embraer	Heavy Jet	
E50P	Embraer Phenom 100	Embraer	Light Jet	
E545	Legacy 450 / Praetor 500	Embraer	Midsize Jet	
E550	Embraer Legacy 500	Embraer	Midsize Jet	
E55P	Embraer Phenom 300	Embraer	Light Jet	flight type G and N only
E75L	Embraer RJ175	Embraer	Bizliner	flight type G only
EA50	Eclipse 500	Eclipse	Light Jet	
F2TH	Dassault Falcon 2000	Dassault	Heavy Jet	
F900	Dassault Falcon 900	Dassault	Heavy Jet	
FA10	Dassault Falcon 10/100	Dassault	Light Jet	
FA20	Dassault Falcon 20/200	Dassault	Midsize Jet	
FA50	Dassault Falcon 50	Dassault	Midsize Jet	
FA7X	Dassault Falcon 7X	Dassault	Heavy Jet	
FA8X	Dassault Falcon 8X	Dassault	Heavy Jet	
G150	Gulfstream G150	Gulfstream	Midsize Jet	
G280	Gulfstream G280	Gulfstream	Midsize Jet	
GA5C	Gulfstream G500/550	Gulfstream	Heavy Jet	
GA6C	Gulfstream G600/650	Gulfstream	Heavy Jet	
GALX	Gulfstream G200	Gulfstream	Midsize Jet	
GL5T	Global 5000	Bombardier	Heavy Jet	
GL6T	Global 6000	Bombardier	Heavy Jet	
GLEX	Global Express / 6000	Bombardier	Heavy Jet	
GLF2	Gulfstream 2	Gulfstream	Heavy Jet	
GLF3	Gulfstream 3	Gulfstream	Heavy Jet	
GLF4	Gulfstream G300/450	Gulfstream	Heavy Jet	
GLF5	Gulfstream G500/550	Gulfstream	Heavy Jet	

GLF6	Gulfstream G600/650	Gulfstream	Heavy Jet	flight type G and N only
H25B	Hawker 700-900	Hawker Beechcraft	Midsize Jet	
H25C	British Aerospace 125-1000	British Aerospace	Light Jet	
HA4T	Hawker 4000	Hawker Beechcraft	Midsize Jet	
HDJT	HondaJet	Honda	Light Jet	
HF20	Hansa Jet	Hamburger Flugzeugbau	Light Jet	
LJ23	Learjet 23	Bombardier	Light Jet	
LJ24	Learjet 24	Bombardier	Light Jet	
LJ25	Learjet 25	Bombardier	Light Jet	
LJ28	Learjet 28	Bombardier	Light Jet	
LJ31	Learjet 31	Bombardier	Light Jet	
LJ35	Learjet 35	Bombardier	Light Jet	
LJ40	Learjet 40	Bombardier	Light Jet	
LJ45	Learjet 45	Bombardier	Light Jet	
LJ55	Learjet 55	Bombardier	Midsize Jet	
LJ60	Learjet 60	Bombardier	Midsize Jet	
LJ70	Learjet 70	Bombardier	Midsize Jet	
LJ75	Learjet 75	Bombardier	Midsize Jet	
P180	Piaggio P180 Avanti	Piaggio Aerospace	Turboprop	
PAY2	Piper Cheyenne 2	Piper Aircraft	Turboprop	
PAY3	Piper Cheyenne 3	Piper Aircraft	Turboprop	
PAY4	Piper Cheyenne 400	Piper Aircraft	Turboprop	
PC12	Pilatus PC-12	Pilatus	Turboprop	
PC24	Pilatus PC24	Pilatus	Light Jet	
PRM1	Premier 1	Hawker Beechcraft	Light Jet	
SBR1	Sabreliner	NA Rockwell	Light Jet	
SBR2	Sabreliner	NA Rockwell	Light Jet	
SJ30	Syberjet SJ30	SyberJet	Light Jet	
TBM7	Socata TBM 700	Daher-Socata	Turboprop	
TBM8	Socata TBM 850	Daher-Socata	Turboprop	
TBM9	Socata TBM 900 series	Daher-Socata	Turboprop	
WW23	1123 Westwind	IAI	Midsize Jet	
WW24	1124 Westwind	IAI	Midsize Jet	
EA50	Eclipse 500	Eclipse	Light Jet	

The list is permanently updated ...

# DISCLAIMER

This report is provided by EBAA for information purposes only and no representation, warranties or other assurances, express or implied, are given as to the quality, accuracy, or completeness of the information contained in, or provided in connection with the report.

Recipients of this report must determine for themselves whether any matters referred to are suitable for their purposes. Neither EBAA nor any of their affiliates, agents, partners, representatives, consultants or any other company, firm or organisation involved in producing this report, nor any of their successors or assign or any employees, officer or director of any of them shall have any liability with respect to the use or reliance on the report by any person, irrespective of any negligence, omission or default, on the part of the foregoing persons.

Any reproduction or publication of this report, in whole or in part, is strictly forbidden without the written consent of EBAA. Please write to [communications@ebaa.org](mailto:communications@ebaa.org) for questions related to the use of this report.

For more information, please contact:

Square de Meeûs 37  
BE - 1000 Brussels - Belgium

Phone: +32 2 318 28 00  
Fax: +32 2 318 28 01

Follow us



@EUROPEANBUSINESSAVIATIONASSOCIATION



@EBAAORG



EUROPEAN BUSINESS AVIATION ASSOCIATION



@EUROPEAN\_BUSINESS\_AVIATION

[www.ebaa.org](http://www.ebaa.org)

