

# BUSINESS AVIATION TRAFFIC TRACKER EUROPE

NOVEMBER 2022



EUROPEAN BUSINESS AVIATION ASSOCIATION



# DEPARTURES, ARRIVALS, INTERNALS AND OVERFLIGHTS (DAIO) REPORT

## TOTAL BUSINESS AVIATION FLIGHTS



### Business Aviation (ECAC Area)

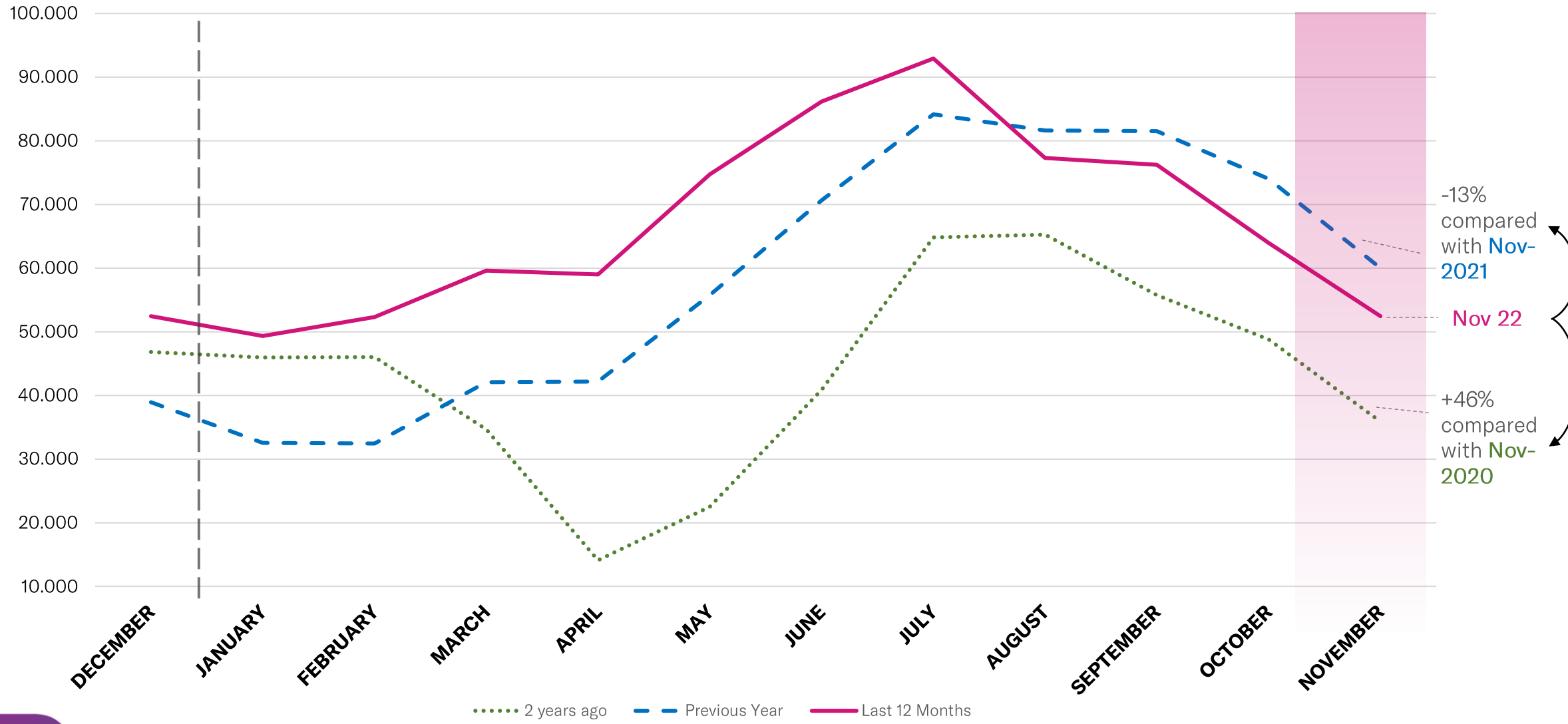
	ARRIVAL			DEPARTURE			INTERNAL			OVERFLIGHT			PREVIOUS YEAR	CURRENT YEAR	GROWTH
	Previous Year	Current Year	Growth	Previous Year	Current Year	Growth	Previous Year	Current Year	Growth	Previous Year	Current Year	Growth			
Dec 2021	3.001	3.897	29,9%	3.158	4.056	28,4%	32.026	43.747	36,6%	740	756	2,2%	<b>38.925</b>	<b>52.456</b>	<b>34,8%</b>
Jan 2022	2.661	3.785	42,2%	2.471	3.548	43,6%	26.491	41.167	55,4%	936	832	-11,1%	<b>32.559</b>	<b>49.332</b>	<b>51,5%</b>
Feb 2022	2.399	3.432	43,1%	2.363	3.241	37,2%	27.147	45.034	65,9%	551	607	10,2%	<b>32.460</b>	<b>52.314</b>	<b>61,2%</b>
Mar 2022	2.954	3.418	15,7%	2.972	3.408	14,7%	35.233	52.131	48,0%	919	654	-28,8%	<b>42.078</b>	<b>59.611</b>	<b>41,7%</b>
Apr 2022	3.022	3.161	4,6%	2.916	3.046	4,5%	35.397	52.377	48,0%	838	417	-50,2%	<b>42.173</b>	<b>59.001</b>	<b>39,9%</b>
May 2022	3.289	3.767	14,5%	3.127	3.567	14,1%	48.700	66.925	37,4%	626	450	-28,1%	<b>55.742</b>	<b>74.709</b>	<b>34,0%</b>
Jun 2022	4.178	4.309	3,1%	3.974	4.027	1,3%	62.055	77.464	24,8%	432	352	-18,5%	<b>70.639</b>	<b>86.152</b>	<b>22,0%</b>
Jul 2022	4.743	4.269	-10,0%	4.634	4.293	-7,4%	74.319	84.058	13,1%	448	291	-35,0%	<b>84.144</b>	<b>92.911</b>	<b>10,4%</b>
Aug 2022	4.718	3.694	-21,7%	4.632	3.742	-19,2%	71.821	69.593	-3,1%	460	269	-41,5%	<b>81.631</b>	<b>77.298</b>	<b>-5,3%</b>
Sep 2022	4.404	4.031	-8,5%	4.433	3.929	-11,4%	72.273	67.897	-6,1%	389	385	-1,0%	<b>81.499</b>	<b>76.242</b>	<b>-6,5%</b>
Oct 2022	4.623	3.648	-21,1%	4.694	3.807	-18,9%	63.869	56.007	-12,3%	823	503	-38,9%	<b>74.009</b>	<b>63.965</b>	<b>-13,6%</b>
Nov 2022	4.090	3.236	-20,9%	4.100	3.196	-22,0%	50.937	45.521	-10,6%	881	482	-45,3%	<b>60.008</b>	<b>52.435</b>	<b>-12,6%</b>
<b>Grand Total</b>	<b>44.082</b>	<b>44.647</b>	<b>1,3%</b>	<b>43.474</b>	<b>43.860</b>	<b>0,9%</b>	<b>600.268</b>	<b>701.921</b>	<b>16,9%</b>	<b>8.043</b>	<b>5.998</b>	<b>-25,4%</b>	<b>695.867</b>	<b>796.426</b>	<b>14,5%</b>

# DEPARTURES, ARRIVALS, INTERNALS AND OVERFLIGHTS (DAIO) REPORT

## TOTAL BUSINESS AVIATION FLIGHTS



EBAA TRAFFIC TRACKER - NOVEMBER 2022



-13% compared with Nov-2021

Nov 22

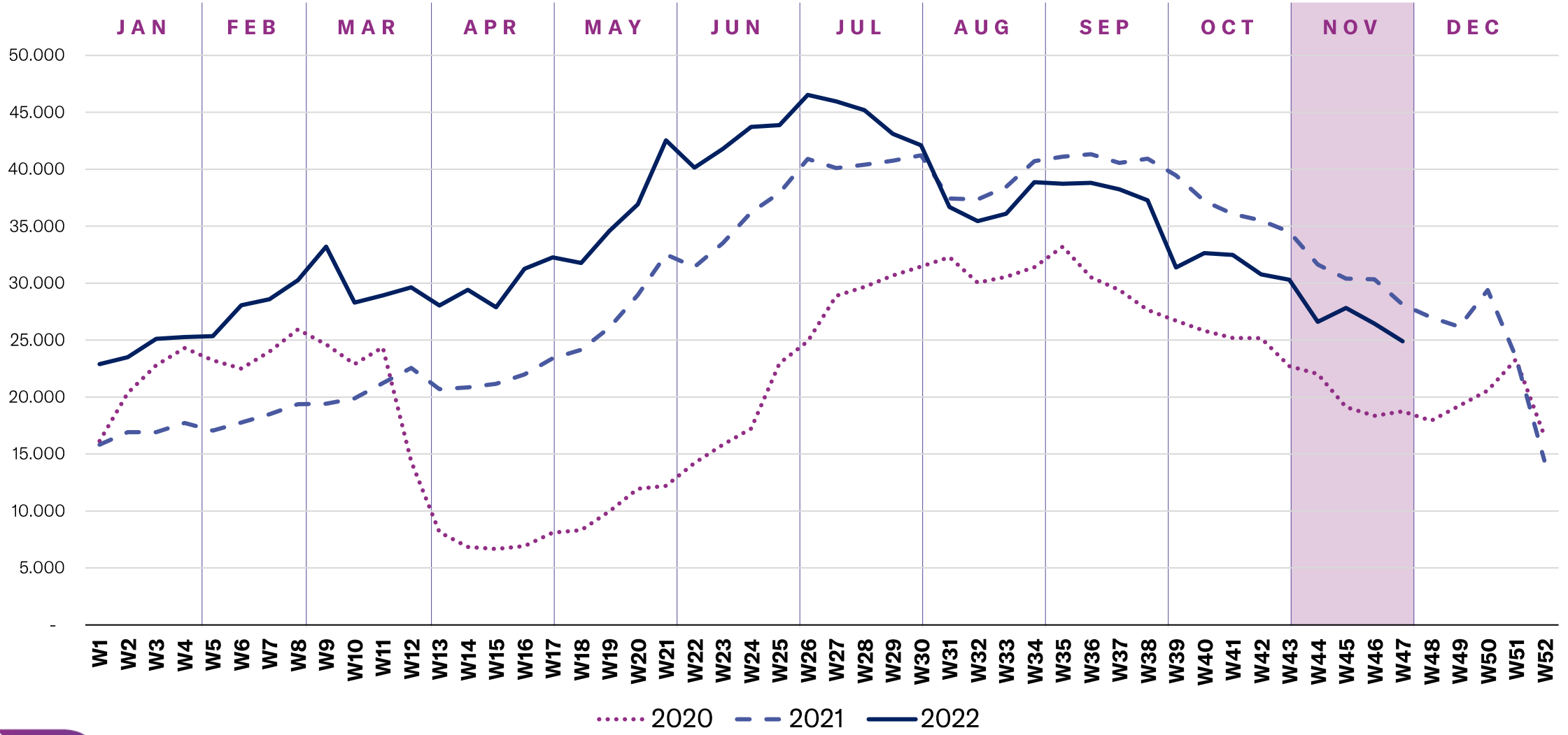
+46% compared with Nov-2020

# WEEK BY WEEK DETAILS IN EUROPE


## BUSINESS AVIATION WEEKLY MOVEMENTS (DEPARTURES + ARRIVALS)



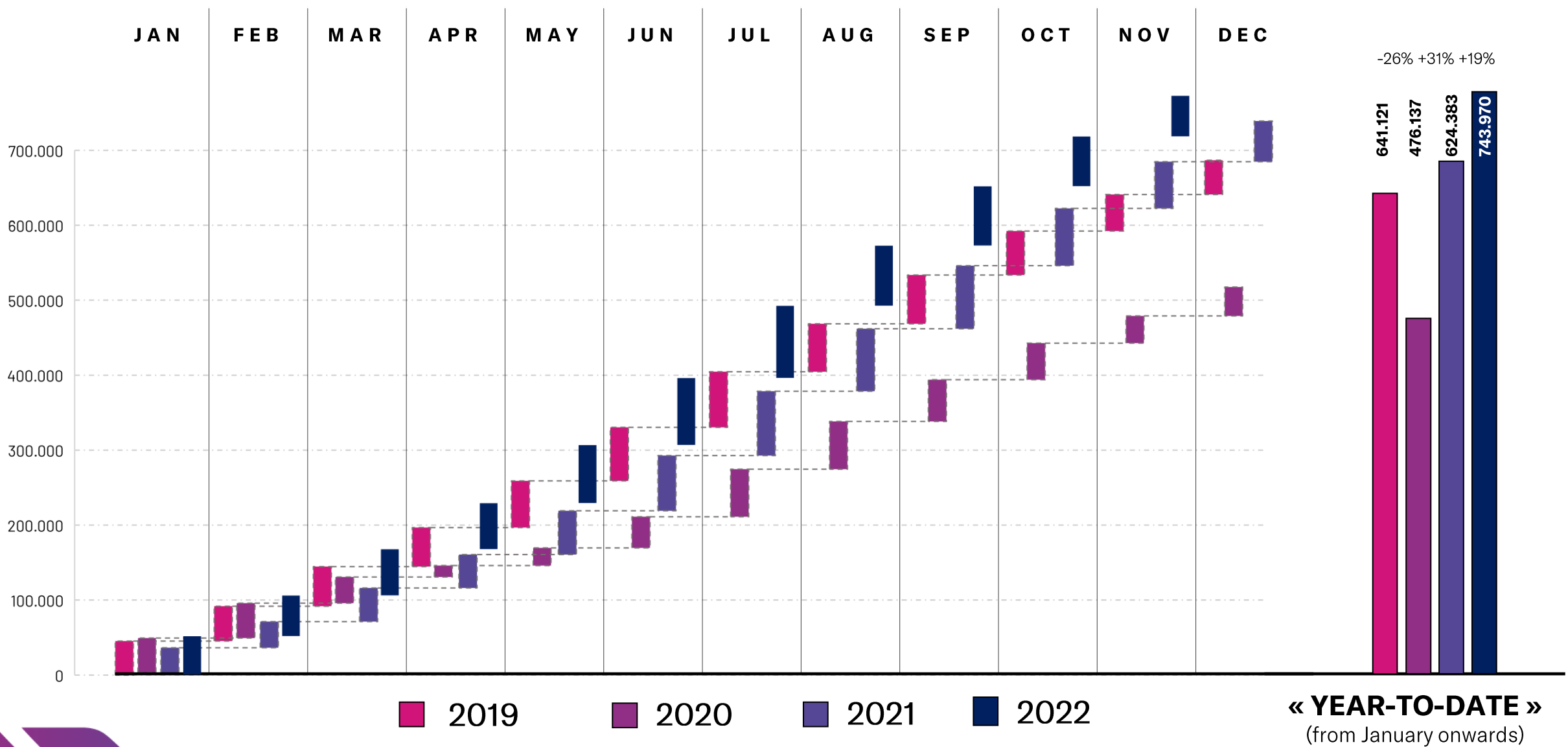
EBAA TRAFFIC TRACKER - NOVEMBER 2022



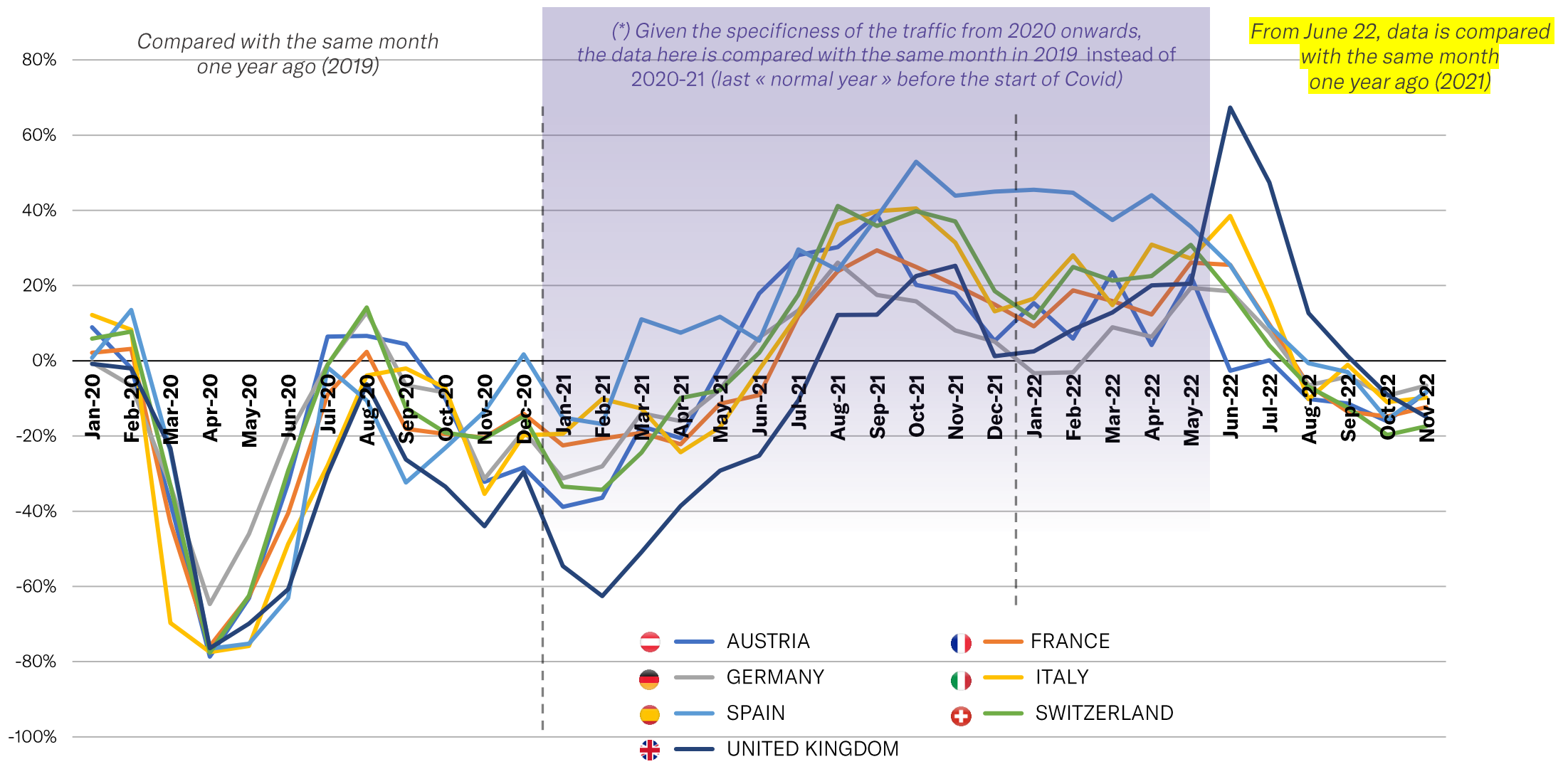

# YEAR-TO-DATE DETAILS IN EUROPE (FLIGHTS FROM JANUARY ONWARDS) BUSINESS AVIATION FLIGHTS



EBAA TRAFFIC TRACKER - NOVEMBER 2022



# STATES – MONTHLY TRAFFIC GROWTH COMPARED WITH PRE-COVID LEVELS (\*)



# EUROPEAN STATES – STATE OF PLAY

« YEAR-TO-DATE » details in Europe (movements from january onwards)



## STATE OF PLAY - YTD (from january onwards)

	MONTH CURRENT YEAR	MONTH GROWTH	YTD CURRENT YEAR	YTD GROWTH
FRANCE	16.225	-12%	255.612	+13%
UNITED KINGDOM	15.581	-15%	208.276	+40%
GERMANY	14.871	-8%	179.415	+9%
ITALY	8.834	-10%	150.299	+16%
SPAIN	7.507	-12%	114.323	+10%
SWITZERLAND	6.645	-17%	97.667	+16%
TURKEY	3.437	10%	49.251	+13%
GREECE	2.237	44%	43.130	+8%
AUSTRIA	3.089	-8%	41.866	+10%
NORWAY	3.380	-3%	39.687	+11%
SWEDEN	3.183	-7%	38.972	+12%
NETHERLANDS	2.356	0%	31.155	+42%
BELGIUM	2.140	-5%	28.658	+20%
POLAND	1.662	-4%	21.961	+24%
CZECH REPUBLIC	1.664	-7%	20.129	+11%
PORTUGAL	1.375	-25%	19.882	+16%
IRELAND	1.248	+7%	16.505	+59%
CROATIA	626	-7%	15.382	-7%
DENMARK	1.164	-15%	15.216	+27%
ROMANIA	1.134	+44%	13.081	+15%
FINLAND	1.147	-18%	12.310	+3%
HUNGARY	856	-9%	10.374	-3%
SERBIA	559	-25%	8.444	-12%
CYPRUS	737	-31%	7.653	-18%
SLOVAKIA	616	+19%	7.237	+23%
LUXEMBOURG	586	+2%	7.181	+13%
BULGARIA	390	-10%	5.237	-4%
MALTA	456	-11%	4.966	-2%
MONTENEGRO	211	+28%	3.739	-21%
SLOVENIA	298	-3%	3.623	-9%
ICELAND	280	+10%	3.498	+32%
LITHUANIA	278	+3%	3.378	-8%
LATVIA	151	-44%	2.545	-49%
ESTONIA	142	-49%	2.478	-18%
UKRAINE	★	-100%	2.105	-86%
BOSNIA AND HERZEGOVINA	105	-34%	1.477	-2%
ALBANIA	112	+7%	1.453	-1%
MACEDONIA	80	-18%	1.021	-27%
MOLDOVA	78	90%	733	+20%

EBAA TRAFFIC TRACKER - NOVEMBER 2022

# TOP 10 ACTIVE AIRPORTS – NOVEMBER 2022

## AVERAGE DAILY BUSINESS AVIATION DEPARTURES



EBAA TRAFFIC TRACKER - NOVEMBER 2022































RANK	ICAO CODE	NAME	MONTH CURRENT YEAR	MONTH GROWTH	YTD CURRENT YEAR	YTD GROWTH
1	LFPB	PARIS LE BOURGET	68,2	-14,8%	81,5	27,5%
2	LSGG	GENEVE COINTRIN	39,2	-19,6%	47,0	14,3%
3	EGLF	FARNBOROUGH CIV	36,6	-16,8%	41,5	28,3%
4	LSZH	ZURICH	32,7	-21,9%	37,5	8,4%
5	EGGW	LONDON/LUTON	31,1	-16,8%	38,1	58,5%
6	LFMN	NICE	30,0	-22,4%	54,4	10,2%
7	LIML	MILANO LINATE	28,8	-8,8%	33,6	20,8%
8	EGKB	BIGGIN HILL	24,9	-16,8%	33,2	43,8%
9	LTBA	ISTANBUL-ATATURK	20,5	10,4%	22,3	18,5%
10	LEMD	MADRID BARAJAS	19,8	-16,4%	20,9	18,0%



# TOP 30 AIRPORTS – STATE OF PLAY

« YEAR-TO-DATE » details in Europe (movements from january onwards)

## STATE OF PLAY - YTD (from january onwards)

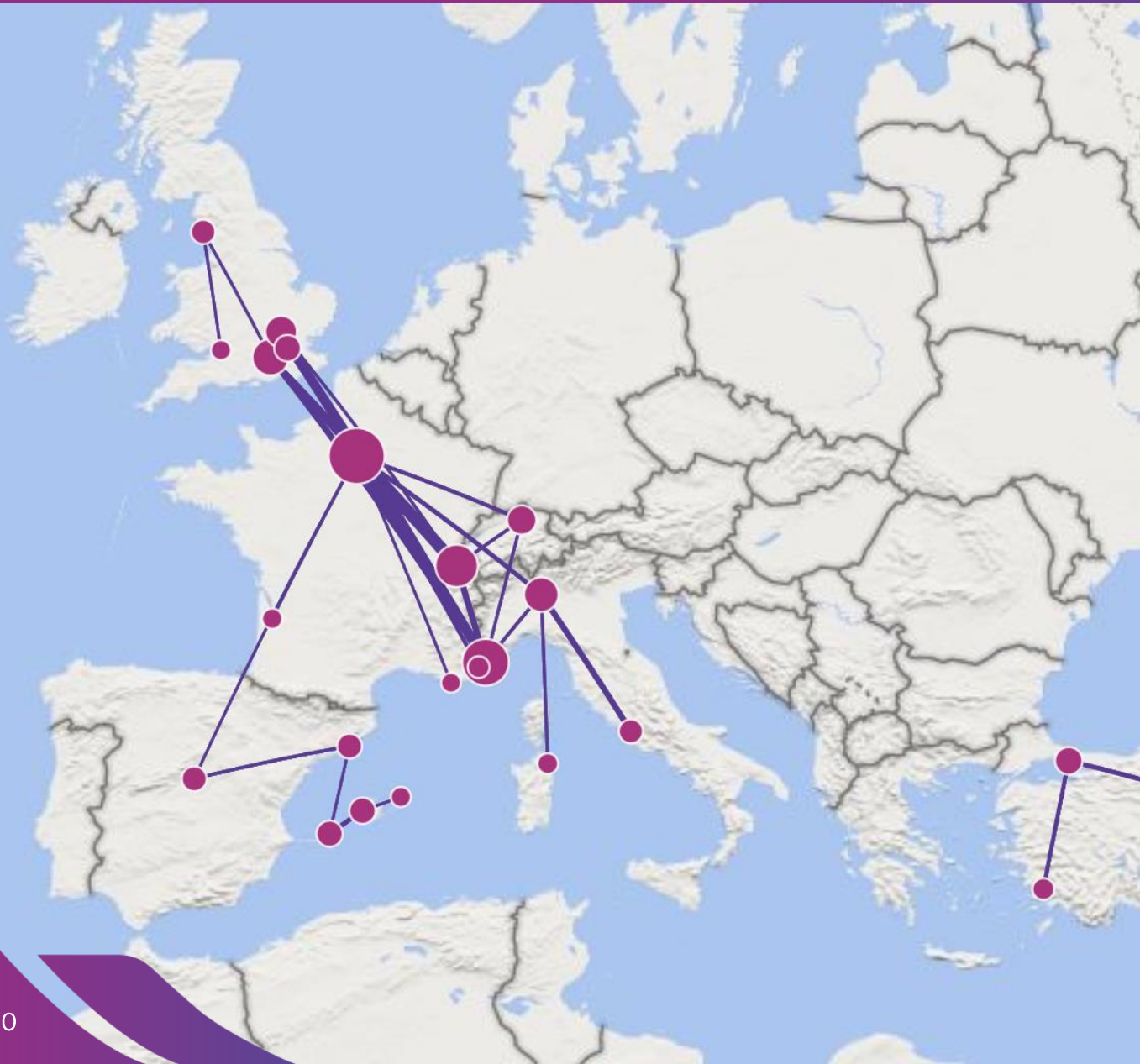
	MONTH CURRENT YEAR	MONTH GROWTH	YTD CURRENT YEAR	YTD GROWTH
 PARIS LE BOURGET	4.323	-14%	56.624	+28%
 NICE CÔTE D'AZUR	1.899	-21%	37.805	+11%
 GENEVA INTERNATIONAL	2.519	-19%	33.554	+16%
 FARNBOROUGH	2.287	-16%	29.118	+30%
 LONDON LUTON	1.979	-15%	26.947	+61%
 ZURICH	2.053	-20%	26.191	+9%
 LONDON BIGGIN HILL	1.546	-14%	23.195	+45%
 MILANO LINATE	1.816	-7%	23.192	+22%
 PALMA DE MALLORCA	991	-5%	18.855	+3%
 IBIZA	365	-16%	15.900	+9%
 ROMA CIAMPINO	1.277	-11%	15.866	+7%
 AMSTERDAM SCHIPHOL	1.170	-3%	15.382	+44%
 ISTANBUL ATATÜRK	1.266	11%	15.149	+19%
 BERLIN SCHÖNEFELD	1.276	-16%	15.120	+12%
 MÜNCHEN	1.204	-9%	14.604	+11%
 ATHENS INTERNATIONAL	703	-5%	14.233	+2%
 MALAGA COSTA DEL SOL	878	-21%	14.209	+8%
 MADRID BARAJAS	1.237	-14%	14.201	+18%
 WIEN SCHWECHAT	1.196	-16%	14.118	-3%
 CANNES MANDELIEU	518	-20%	14.038	+14%
 PRAGUE VACLAV HAVEL	1.101	-12%	13.144	+15%
 BARCELONA	953	2%	12.008	+22%
 OLBIA COSTA SMERALDA			11.978	+2%
 LONDON STANSTED	792	-12%	10.848	+46%
 HAMBURG	855	-14%	10.833	+15%
 BRUSSELS NATIONAL	755	0%	9.776	+29%
 STUTTGART	913	7%	9.408	+12%
 SALZBURG W. A. MOZART	608	-7%	9.333	+23%
 KÖLN BONN	743	-6%	9.315	+8%
 BORDEAUX MERIGNAC	609	-12%	8.585	+10%

# TOP 30 BUSINESS AVIATION ROUTES – STATE OF PLAY

« YEAR-TO-DATE » details in Europe: flights (both ways) from january onwards



EBAA TRAFFIC TRACKER - NOVEMBER 2022



AIRPORT 1		AIRPORT 2		YTD CURRENT YEAR	YTD GROWTH
🇫🇷 LFPB	Paris Le Bourget	🇨🇭 LSGG	Geneva International	3312	15%
🇫🇷 LFPB	Paris Le Bourget	🇫🇷 LFMN	Nice Côte d'Azur	2664	10%
🇫🇷 LFMN	Nice Côte d'Azur	🇬🇧 EGLF	Farnborough	1752	41%
🇨🇭 LSGG	Geneva International	🇫🇷 LFMN	Nice Côte d'Azur	1667	6%
🇮🇹 LIRA	Roma Ciampino	🇮🇹 LIML	Milano Linate	1569	-6%
🇬🇧 EGLF	Farnborough	🇫🇷 LFPB	Paris Le Bourget	1535	27%
🇫🇷 LFPB	Paris Le Bourget	🇬🇧 EGGW	London Luton	1420	62%
🇬🇧 EGGW	London Luton	🇫🇷 LFMN	Nice Côte d'Azur	1324	43%
🇪🇸 LEIB	Ibiza	🇪🇸 LEPA	Palma de Mallorca	1261	-7%
🇹🇷 LTBA	Istanbul Atatürk	🇹🇷 LTAC	Ankara Esenboğa	1249	6%
🇬🇧 EGLF	Farnborough	🇨🇭 LSGG	Geneva International	1210	41%
🇬🇧 EGKB	London Biggin Hill	🇫🇷 LFPB	Paris Le Bourget	1198	66%
🇮🇹 LIML	Milano Linate	🇫🇷 LFPB	Paris Le Bourget	1179	30%
🇹🇷 LTBA	Istanbul Atatürk	🇹🇷 LTFE	Mugla Milas Bodrum	1120	-2%
🇫🇷 LFPB	Paris Le Bourget	🇫🇷 LFMN	Nice Côte d'Azur	1105	20%
🇨🇭 LSZH	Zurich	🇫🇷 LFPB	Paris Le Bourget	1055	44%
🇪🇸 LEBL	Barcelona	🇪🇸 LEMD	Madrid Barajas	958	-1%
🇫🇷 LFMN	Nice Côte d'Azur	🇮🇹 LIML	Milano Linate	942	20%
🇬🇧 EGKB	London Biggin Hill	🇫🇷 LFMN	Nice Côte d'Azur	941	43%
🇨🇭 LSZH	Zurich	🇨🇭 LSGG	Geneva International	924	20%
🇮🇹 LIEO	Oibia Costa Smeralda	🇮🇹 LIML	Milano Linate	906	-6%
🇫🇷 LFMN	Nice Côte d'Azur	🇨🇭 LSZH	Zurich	874	0%
🇫🇷 LFBF	Bordeaux Merignac	🇫🇷 LFPB	Paris Le Bourget	848	1%
🇨🇭 LSGG	Geneva International	🇬🇧 EGGW	London Luton	845	67%
🇪🇸 LEPA	Palma de Mallorca	🇪🇸 LEMH	Menorca	812	15%
🇬🇧 EGNL	Walney Island	🇬🇧 EGLF	Farnborough	812	42%
🇬🇧 EGNL	Walney Island	🇬🇧 EGGD	Bristol	798	31%
🇫🇷 LFPB	Paris Le Bourget	🇪🇸 LEMD	Madrid Barajas	791	48%
🇪🇸 LEIB	Ibiza	🇪🇸 LEBL	Barcelona	788	35%
🇫🇷 LFTH	Toulon-Le Palyvestre	🇫🇷 LFPB	Paris Le Bourget	777	-11%

# TOP 10 FLOWS – NOVEMBER 2022

## AVERAGE DAILY BUSINESS AVIATION FLIGHTS



EBAA TRAFFIC TRACKER - NOVEMBER 2022

ORIGIN	DESTINATION	MONTH CURRENT YEAR	MONTH GROWTH	YTD CURRENT YEAR	YTD GROWTH
GERMANY	GERMANY	123,2	-3,6%	121,8	4,0%
FRANCE	FRANCE	115,8	-5,7%	150,8	4,5%
UK	UK	105,9	-19,9%	121,3	22,4%
NORWAY	NORWAY	46,3	-3,2%	46,2	1,7%
ITALY	ITALY	40,9	-11,9%	67,4	12,4%
SPAIN-CONTINENTAL	SPAIN-CONTINENTAL	38,4	-14,9%	53,3	2,5%
SWEDEN	SWEDEN	34,6	-9,2%	35,7	1,2%
TÜRKIYE	TÜRKIYE	27,9	4,8%	36,2	4,3%
UK	FRANCE	24,0	-15,5%	36,6	61,7%
FRANCE	UK	23,4	-16,0%	36,8	66,1%

# TRAFFIC PER STATE – NOVEMBER 2022

## AVERAGE DAILY BUSINESS AVIATION FLIGHTS – PART 1



EBA A TRAFFIC TRACKER - NOVEMBER 2022

STATE	MONTH CURRENT YEAR	MONTH PREVIOUS YEAR	MONTH CHANGE	MONTH GROWTH	YTD CURRENT YEAR	YTD PREVIOUS YEAR	YTD CHANGE	YTD GROWTH
NM Area	1.760,7	2.009,5	-248,8	-12,4%	2.237,8	1.976,0	261,8	13,2%
ECAC	1.747,8	2.000,3	-252,4	-12,6%	2.227,5	1.966,9	260,6	13,2%
ESRA08	1.734,1	1.968,1	-234,0	-11,9%	2.209,5	1.938,2	271,2	14,0%
ESRA02	1.724,3	1.948,7	-224,4	-11,5%	2.196,6	1.916,5	280,1	14,6%
SES-RP2	1.688,3	1.921,4	-233,2	-12,1%	2.152,5	1.885,0	267,5	14,2%
SES-RP3	1.597,6	1.810,7	-213,0	-11,8%	2.049,3	1.801,3	247,9	13,8%
EU27	1.547,9	1.758,8	-210,9	-12,0%	1.998,8	1.750,6	248,2	14,2%
FABEC	1.137,4	1.278,8	-141,3	-11,1%	1.457,0	1.220,4	236,5	19,4%
France	654,8	752,8	-98,1	-13,0%	919,3	763,4	155,9	20,4%
Germany	530,1	597,0	-66,9	-11,2%	615,5	530,6	84,9	16,0%
UK-Ireland FAB	433,4	490,4	-57,0	-11,6%	529,0	360,9	168,1	46,6%
UK	426,2	484,5	-58,3	-12,0%	519,6	355,4	164,2	46,2%
BLUE MED FAB	399,2	452,7	-53,5	-11,8%	630,2	567,3	62,9	11,1%
Italy	328,9	377,5	-48,6	-12,9%	524,4	456,9	67,5	14,8%
FAB CE	327,8	367,4	-39,6	-10,8%	416,9	389,2	27,7	7,1%
Switzerland	311,8	367,0	-55,2	-15,0%	428,5	359,7	68,8	19,1%
South West FAB	245,9	281,0	-35,1	-12,5%	332,3	289,5	42,8	14,8%
Spain	240,4	273,1	-32,7	-12,0%	325,8	284,1	41,7	14,7%
Spain-Continental	231,8	265,1	-33,3	-12,5%	318,4	277,8	40,6	14,6%
Austria	209,0	234,0	-25,0	-10,7%	269,9	245,1	24,8	10,1%
Belgium/Luxembourg	202,5	204,9	-2,4	-1,2%	236,3	177,9	58,4	32,9%
Netherlands	150,5	161,3	-10,8	-6,7%	174,2	121,9	52,4	43,0%

# TRAFFIC PER STATE – NOVEMBER 2022

## AVERAGE DAILY BUSINESS AVIATION FLIGHTS – PART 2



EBA A TRAFFIC TRACKER - NOVEMBER 2022

STATE	MONTH CURRENT YEAR	MONTH PREVIOUS YEAR	MONTH CHANGE	MONTH GROWTH	YTD CURRENT YEAR	YTD PREVIOUS YEAR	YTD CHANGE	YTD GROWTH
NEFAB	90,6	148,3	-57,7	-38,9%	113,6	132,0	-18,4	-14,0%
DK-SE FAB	115,5	142,0	-26,5	-18,6%	140,5	117,0	23,5	20,1%
Türkiye	129,2	133,5	-4,3	-3,2%	153,4	139,7	13,8	9,9%
Czech Republic	97,8	128,7	-30,9	-24,0%	113,5	113,9	-0,4	-0,4%
Baltic FAB	60,9	120,7	-59,8	-49,6%	84,7	117,6	-32,9	-28,0%
Poland	59,0	112,7	-53,7	-47,6%	81,0	107,9	-26,9	-25,0%
Sweden	84,7	105,5	-20,8	-19,7%	101,0	90,5	10,5	11,5%
Greece	95,8	91,3	4,5	5,0%	155,7	144,1	11,6	8,1%
Danube FAB	95,9	91,2	4,7	5,2%	99,2	93,7	5,5	5,8%
Croatia	86,5	85,1	1,4	1,6%	127,2	123,1	4,0	3,3%
Serbia/Montenegro	85,9	84,2	1,8	2,1%	109,3	104,7	4,5	4,3%
Hungary	85,1	83,7	1,4	1,7%	93,6	85,1	8,6	10,1%
Ireland	80,5	77,6	2,9	3,7%	94,2	56,7	37,5	66,1%
Denmark	57,7	75,3	-17,6	-23,4%	72,7	55,9	16,9	30,2%
Norway	66,7	73,3	-6,6	-9,0%	75,3	63,4	11,9	18,8%
Bulgaria	72,6	68,4	4,1	6,0%	75,9	66,8	9,0	13,5%
Lisbon FIR	50,0	62,3	-12,3	-19,7%	60,9	49,2	11,7	23,7%
Romania	59,2	58,8	0,4	0,6%	58,7	62,5	-3,9	-6,2%
Slovenia	56,8	57,8	-1,0	-1,7%	75,9	72,7	3,2	4,4%
Slovakia	48,5	55,9	-7,4	-13,3%	56,8	55,6	1,2	2,1%
Cyprus	50,5	54,0	-3,6	-6,6%	54,3	54,0	0,3	0,6%
Latvia	9,9	53,4	-43,5	-81,5%	20,9	50,0	-29,2	-58,3%

# TRAFFIC PER STATE – NOVEMBER 2022

## AVERAGE DAILY BUSINESS AVIATION FLIGHTS – PART 3



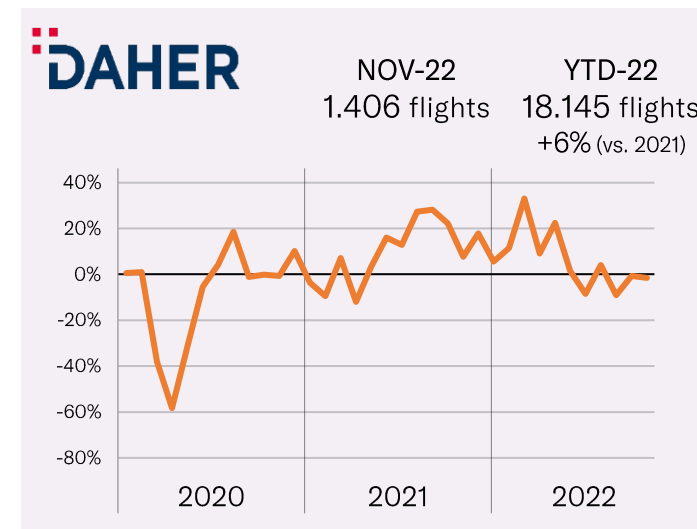
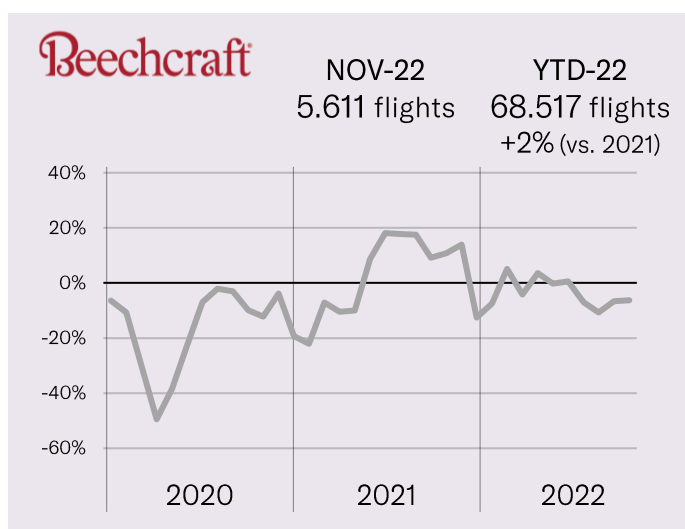
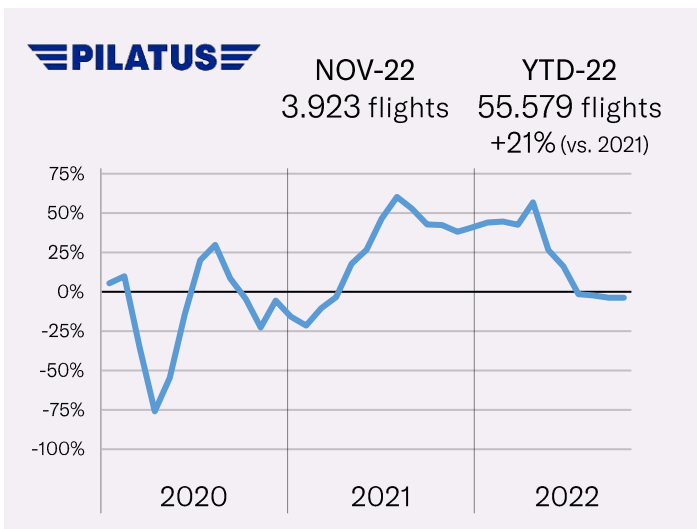
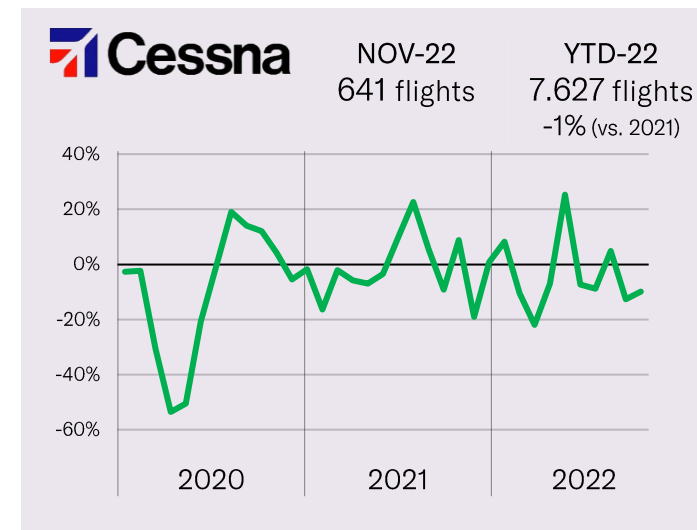
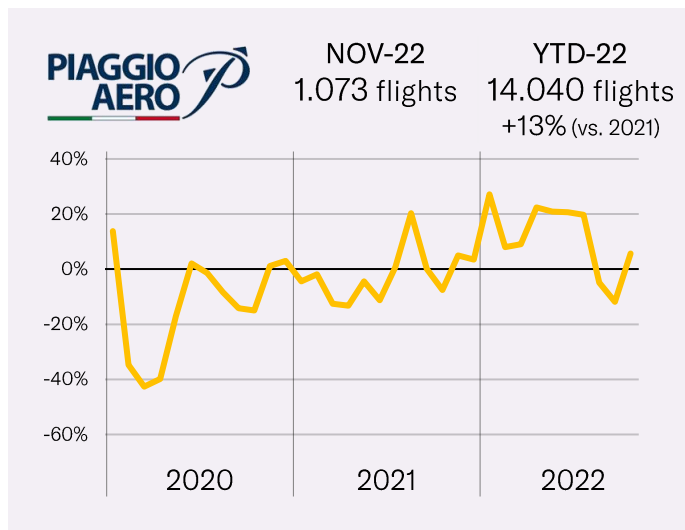
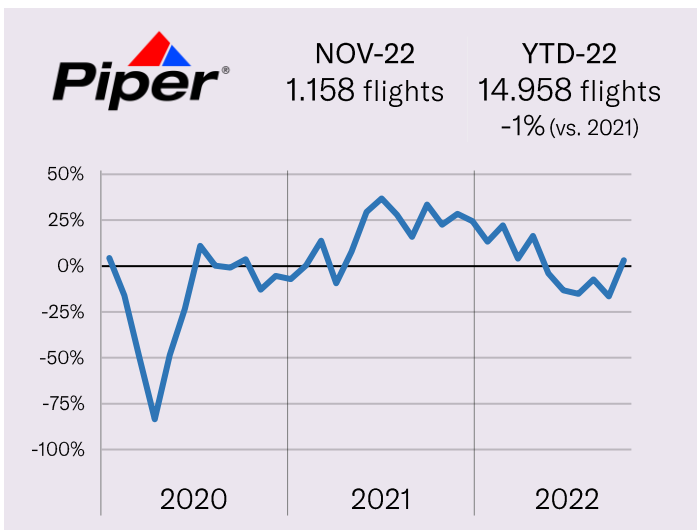
STATE	MONTH CURRENT YEAR	MONTH PREVIOUS YEAR	MONTH CHANGE	MONTH GROWTH	YTD CURRENT YEAR	YTD PREVIOUS YEAR	YTD CHANGE	YTD GROWTH
Lithuania	10,4	48,5	-38,1	-78,6%	20,6	46,4	-25,8	-55,5%
Bosnia and Herzegovina	45,2	44,9	0,3	0,7%	61,3	57,4	3,9	6,7%
Egypt	43,8	34,9	8,9	25,5%	36,9	30,5	6,5	21,2%
Morocco	40,1	33,3	6,7	20,2%	38,3	26,4	11,8	44,8%
Finland	19,0	26,8	-7,8	-29,2%	23,1	22,8	0,4	1,7%
Malta	20,5	23,6	-3,1	-13,3%	20,4	22,0	-1,6	-7,1%
Albania	24,6	22,9	1,7	7,3%	37,1	33,7	3,4	10,0%
Azerbaijan	18,7	22,9	-4,2	-18,2%	20,2	15,5	4,7	30,3%
North Macedonia	20,3	22,5	-2,2	-9,8%	29,3	32,6	-3,3	-10,0%
Israel	26,3	22,3	4,0	17,9%	29,2	23,0	6,1	26,7%
Belarus	0,6	21,4	-20,8	-97,3%	4,1	33,6	-29,5	-87,7%
Spain-Canaries	19,9	20,5	-0,5	-2,6%	18,1	13,7	4,4	32,3%
Estonia	7,4	19,7	-12,3	-62,3%	12,2	19,7	-7,6	-38,3%
Iceland	16,8	16,9	0,0	-0,2%	20,4	14,2	6,2	43,4%
Santa Maria FIR	14,6	15,1	-0,5	-3,1%	18,4	14,2	4,1	29,2%
Ukraine	0,0	13,5	-13,5	-99,8%	6,9	51,6	-44,7	-86,7%
Georgia	13,4	10,6	2,8	26,7%	13,9	11,0	2,9	25,9%
Tunisia	9,4	9,4	0,0	0,4%	8,2	8,6	-0,4	-4,6%
Libya	4,1	5,9	-1,8	-30,9%	4,2	5,3	-1,1	-20,6%
Armenia	7,3	5,0	2,3	45,3%	9,0	4,4	4,6	104,1%
Moldova	2,3	1,3	1,0	75,0%	2,9	9,2	-6,3	-68,7%

# TURBOPROPS OEMS – NOVEMBER 2022

## MONTHLY TRAFFIC & MONTHLY GROWTH (compared with Y-1)



EBAA TRAFFIC TRACKER - NOVEMBER 2022



# JET OEMS (1/2) – NOVEMBER 2022

## MONTHLY TRAFFIC & MONTHLY GROWTH (compared with Y-1)

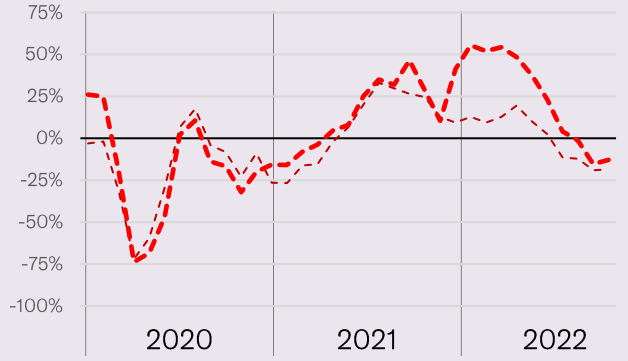


EBAA TRAFFIC TRACKER - NOVEMBER 2022



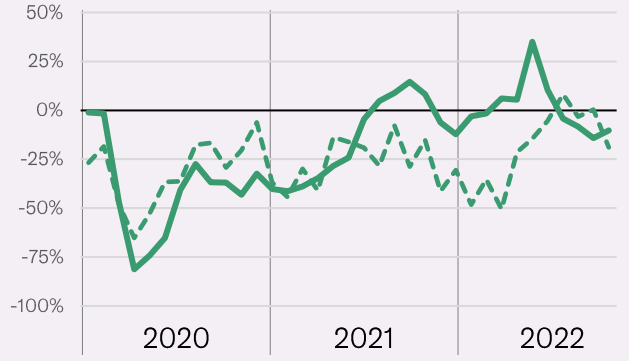
**NOV-22**  
14.817 flights

**YTD-22**  
220.937 flights  
+9% (vs. 2021)



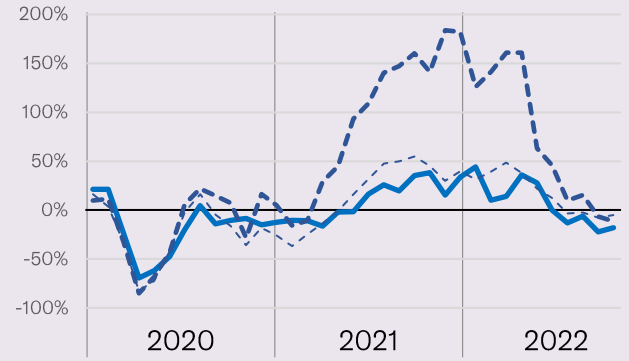
**NOV-22**  
4.866 flights

**YTD-22**  
62.822 flights  
+14% (vs. 2021)



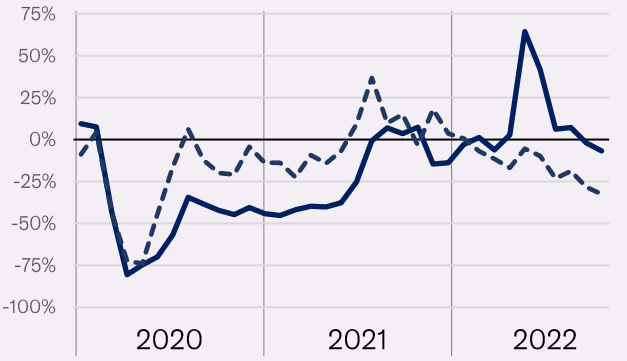
**NOV-22**  
5.829 flights

**YTD-22**  
83.996 flights  
+20% (vs. 2021)



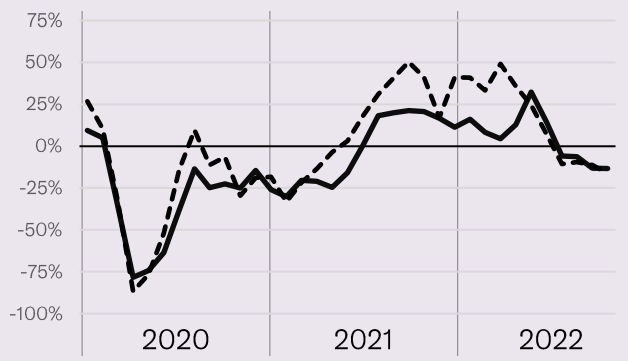
**NOV-22**  
3.699 flights




**YTD-22**  
51.770 flights  
+22% (vs. 2021)



**NOV-22**  
6.968 flights

**YTD-22**  
102.392 flights  
+16% (vs. 2021)



-  **Heavy Jets**
-  **Medium Jets**
-  **Light Jets**

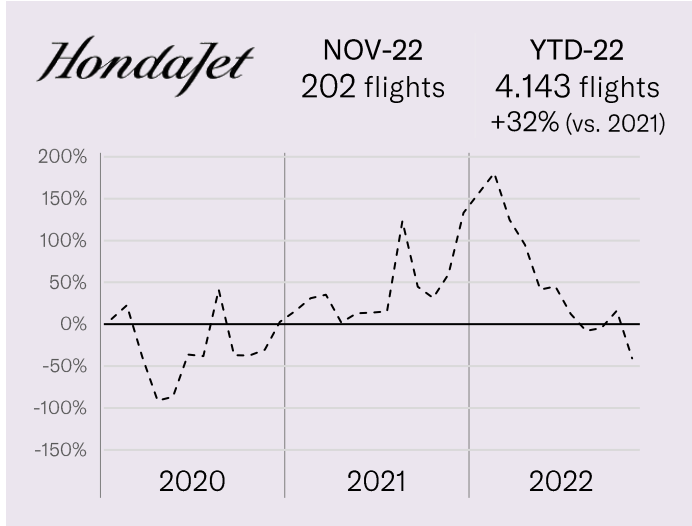
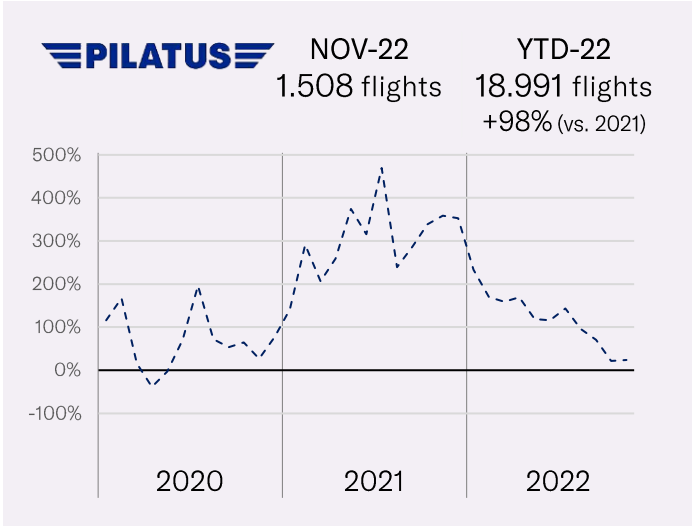
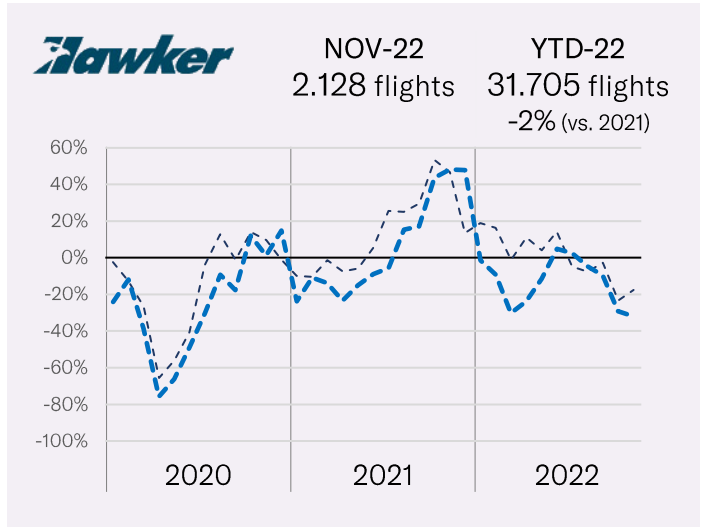
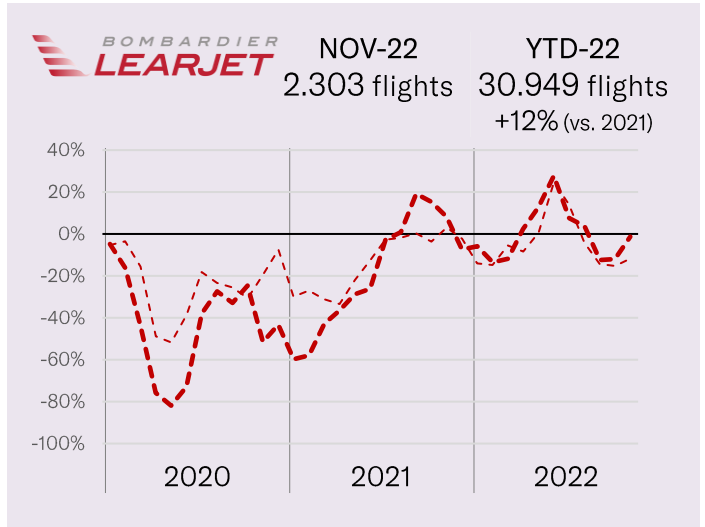





# JET OEMS (2/2) – NOVEMBER 2022

## MONTHLY TRAFFIC & MONTHLY GROWTH (compared with Y-1)



EBAA TRAFFIC TRACKER - NOVEMBER 2022



-  **Heavy Jets**
-  **Medium Jets**
-  **Light Jets**

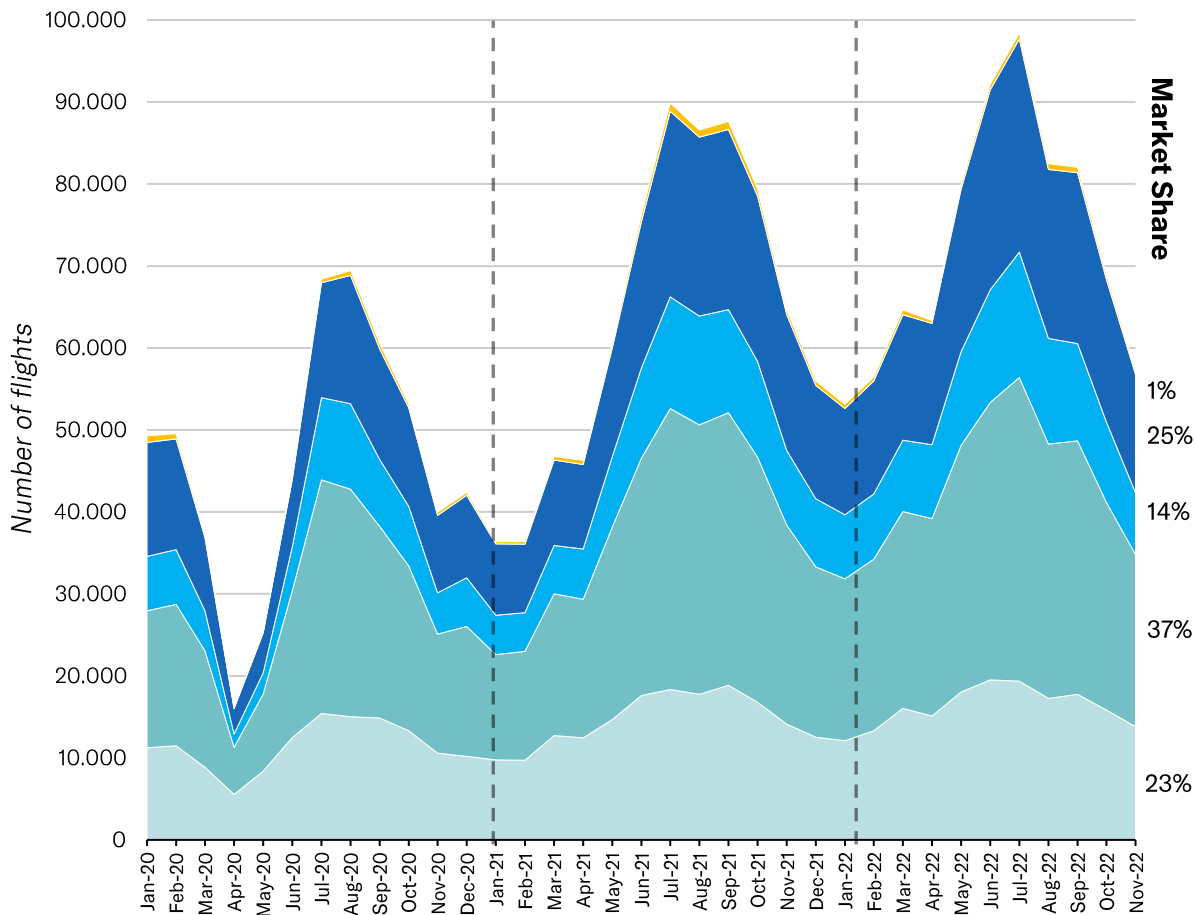
# BUSINESS AVIATION AIRPLANES – NOVEMBER 2022

## MONTHLY TRAFFIC & MONTHLY GROWTH (compared with pre-Covid levels)

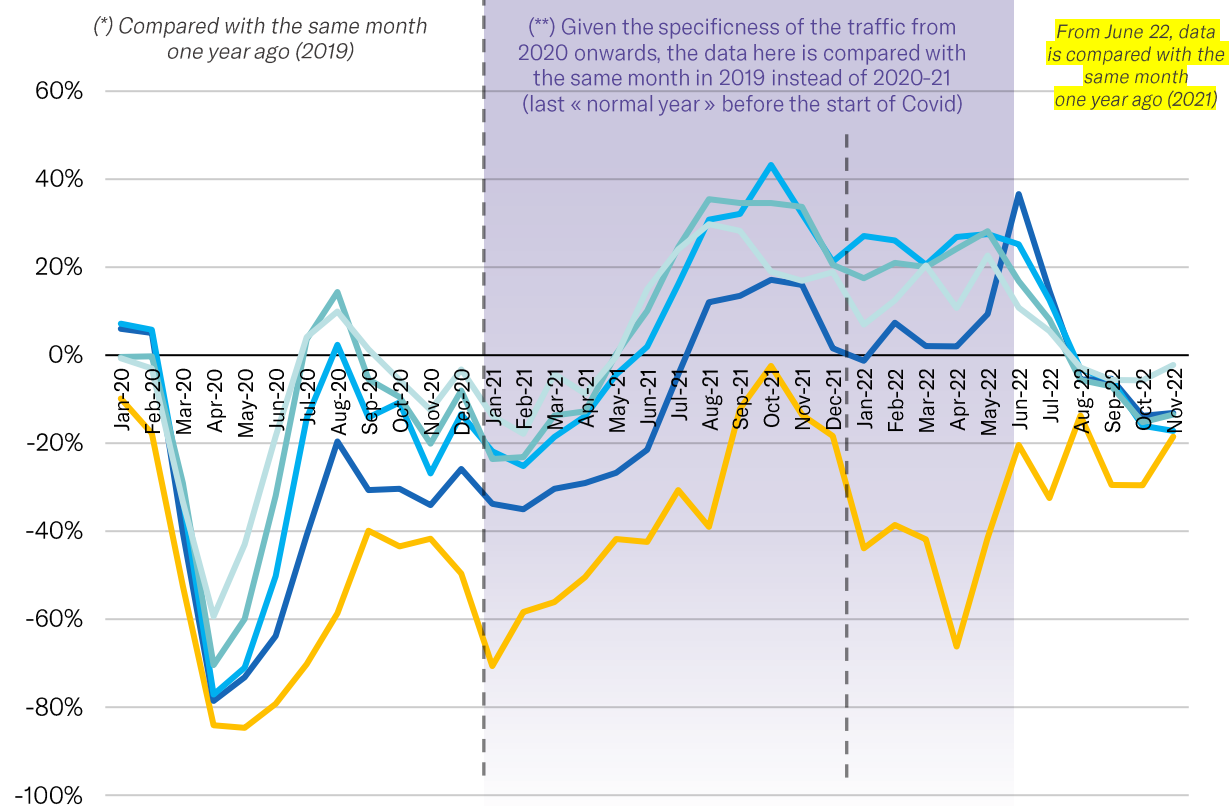


EBAA TRAFFIC TRACKER - NOVEMBER 2022

### Activity per aircraft segment



### Monthly Growth - compared with \*/\*\*

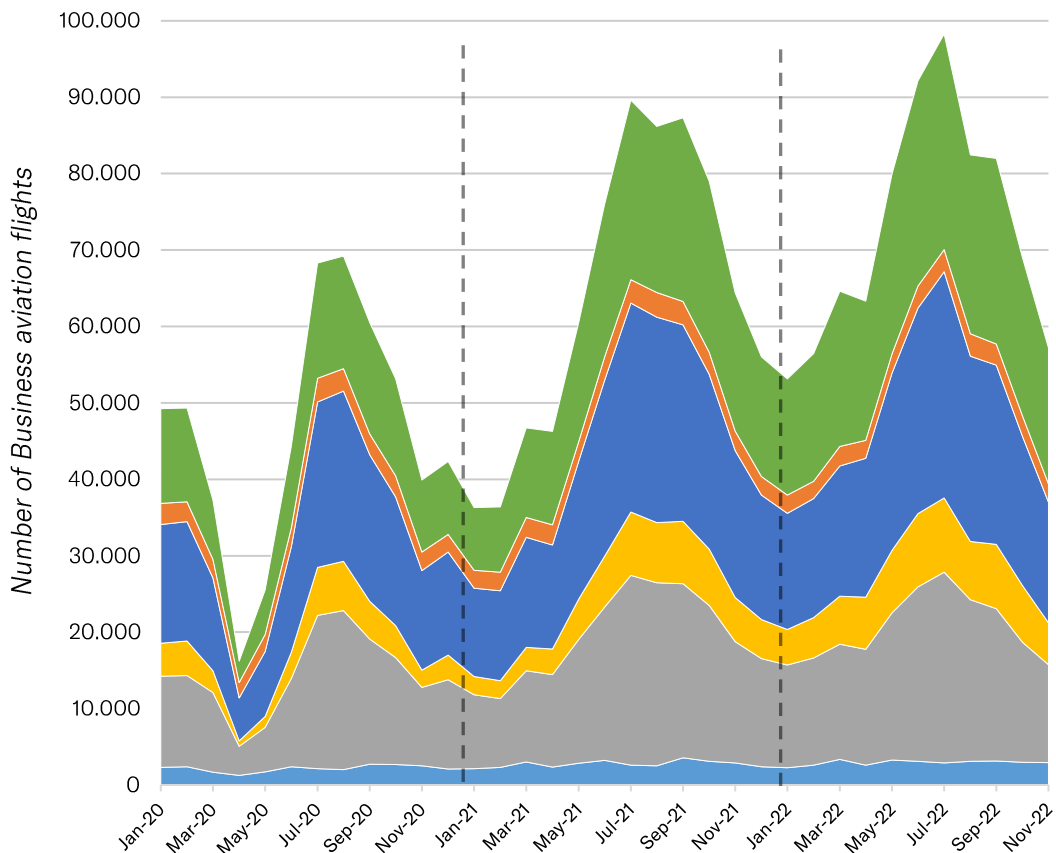


# BUSINESS AVIATION OPERATORS – NOVEMBER 2022

## MONTHLY TRAFFIC & MONTHLY GROWTH (compared with pre-Covid levels)



### Activity in per operator main type



 **Private Ownership**

 **Ambulance**

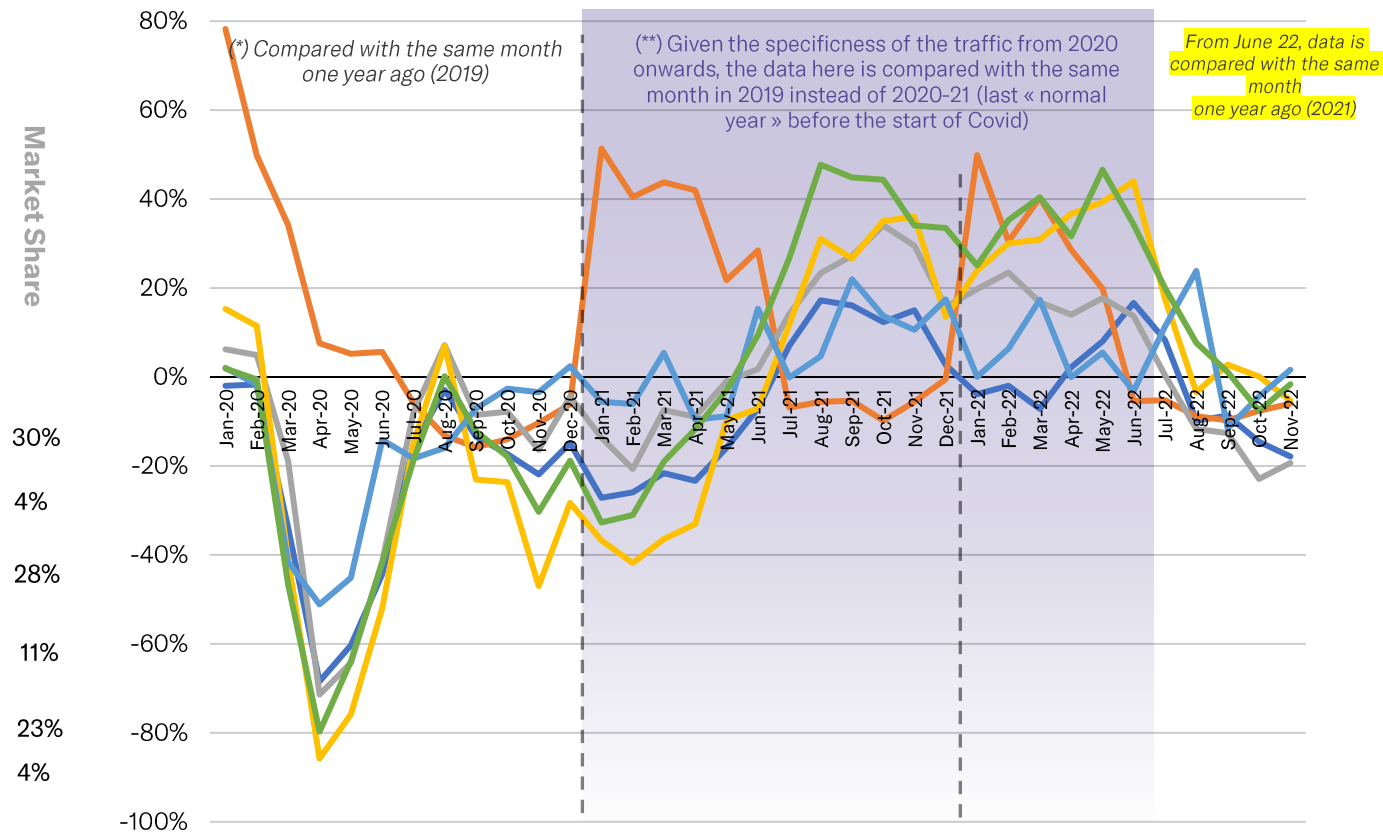
 **Fractional Ownership**

 **Aircraft Management**

 **Branded Charter**

 **Government**

### Monthly Growth - compared with \*/\*\*



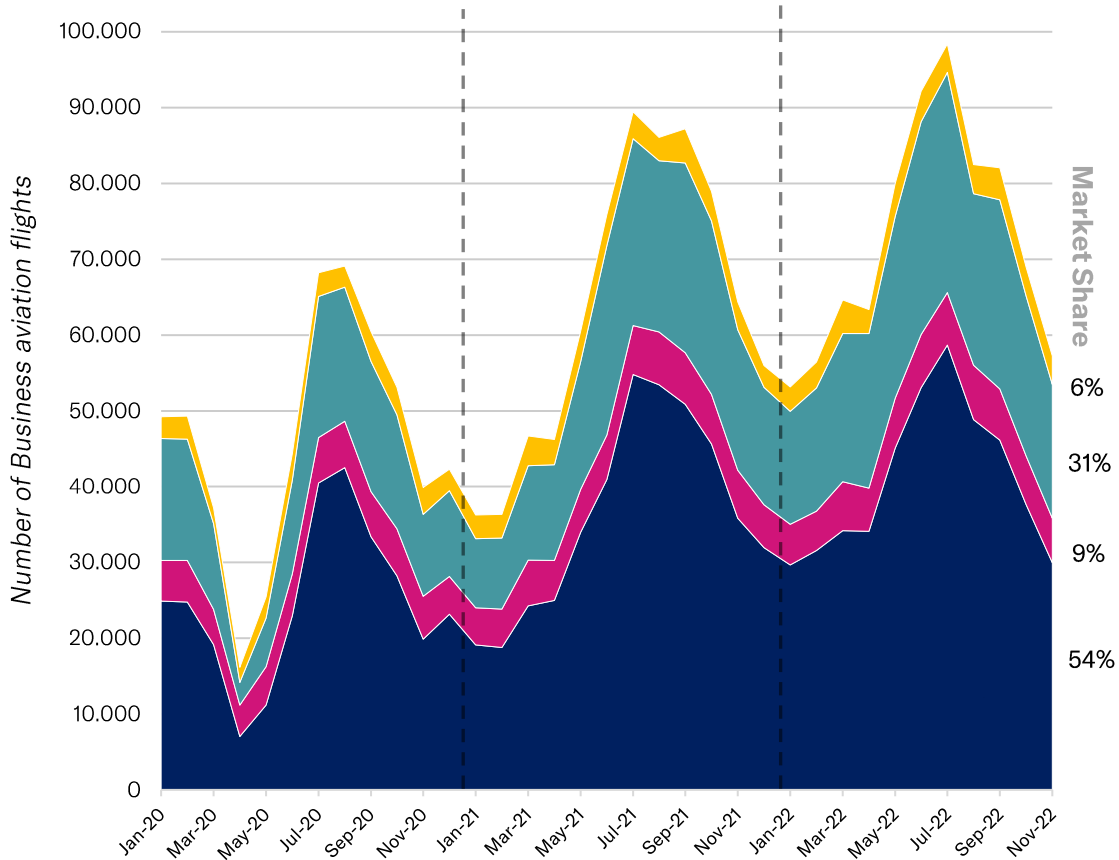
# BUSINESS AVIATION MISSIONS – NOVEMBER 2022

## MONTHLY TRAFFIC & MONTHLY GROWTH (compared with pre-Covid levels)

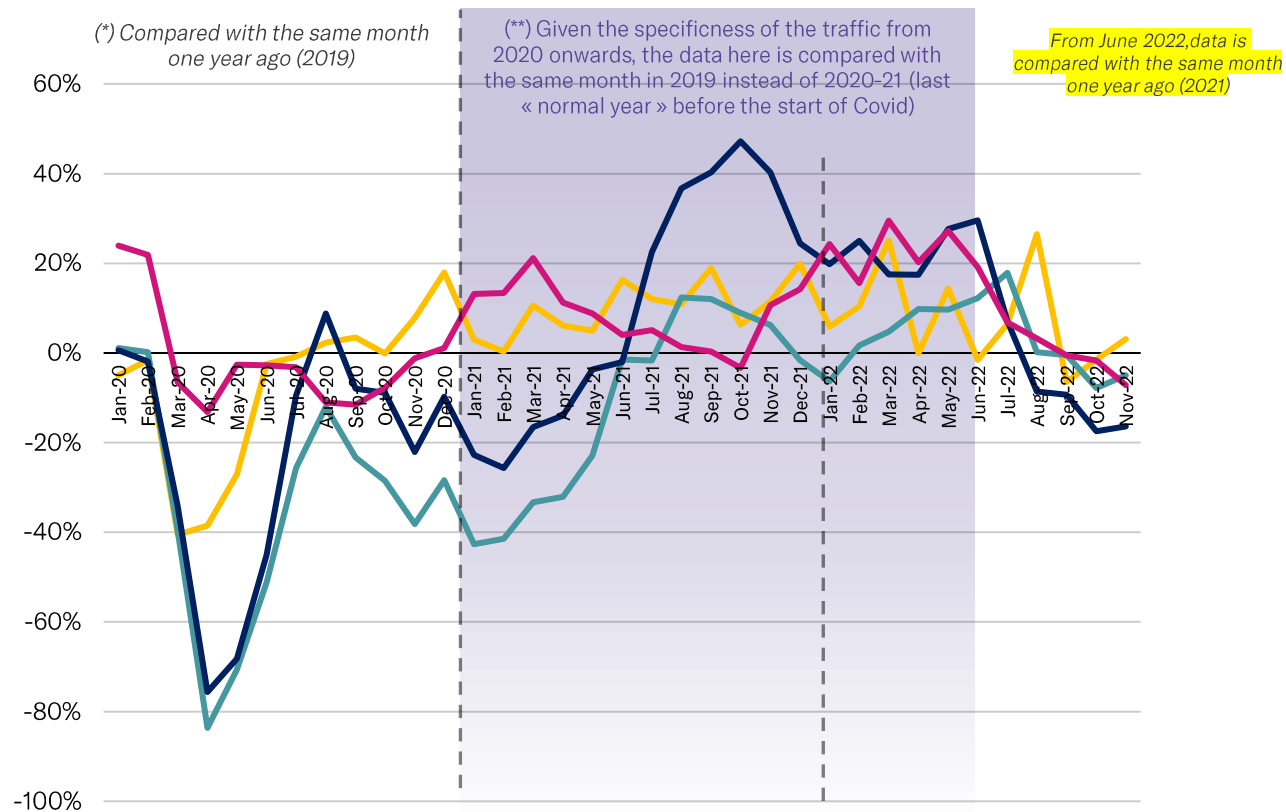


EBAA TRAFFIC TRACKER - NOVEMBER 2022

### Activity in per mission type



### Monthly Growth - compared with \*/\*\*



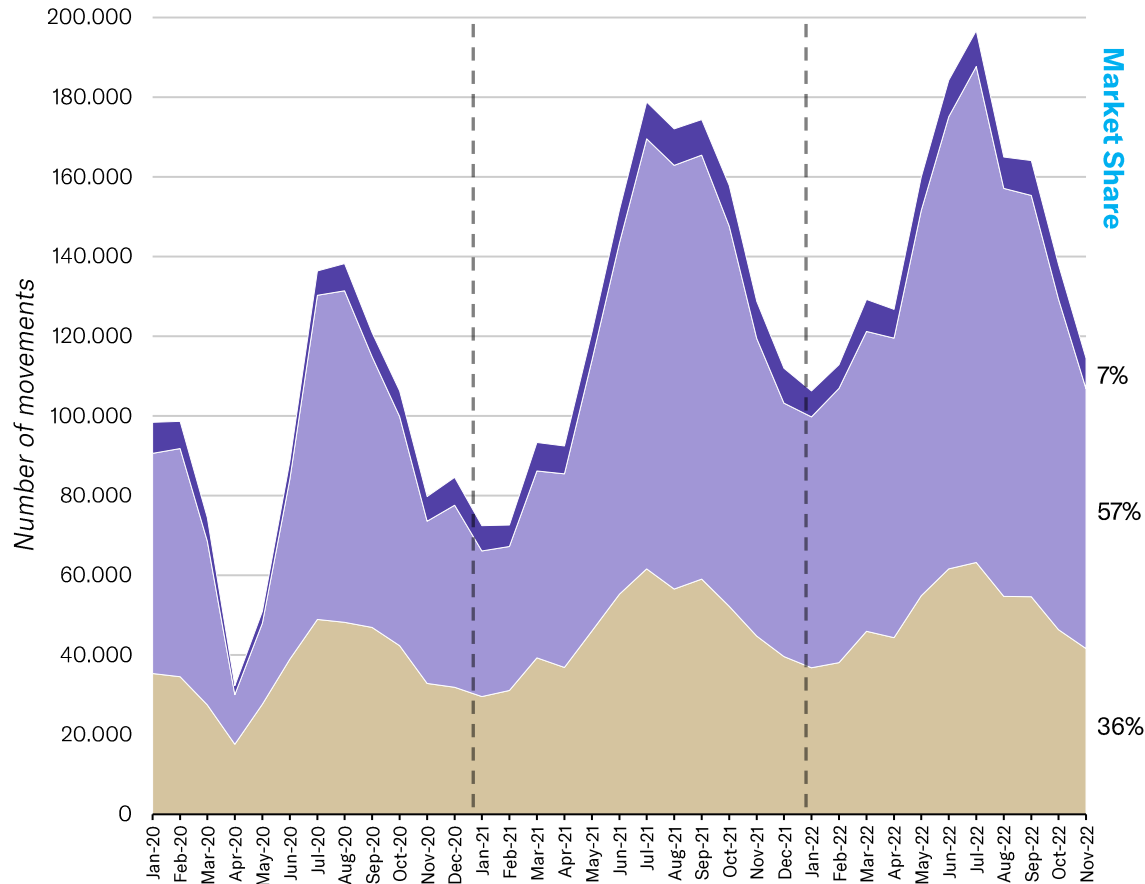
# BUSINESS AVIATION ORIGINS & DESTINATIONS – NOVEMBER 2022

## MONTHLY TRAFFIC & MONTHLY GROWTH (compared with pre-Covid levels)

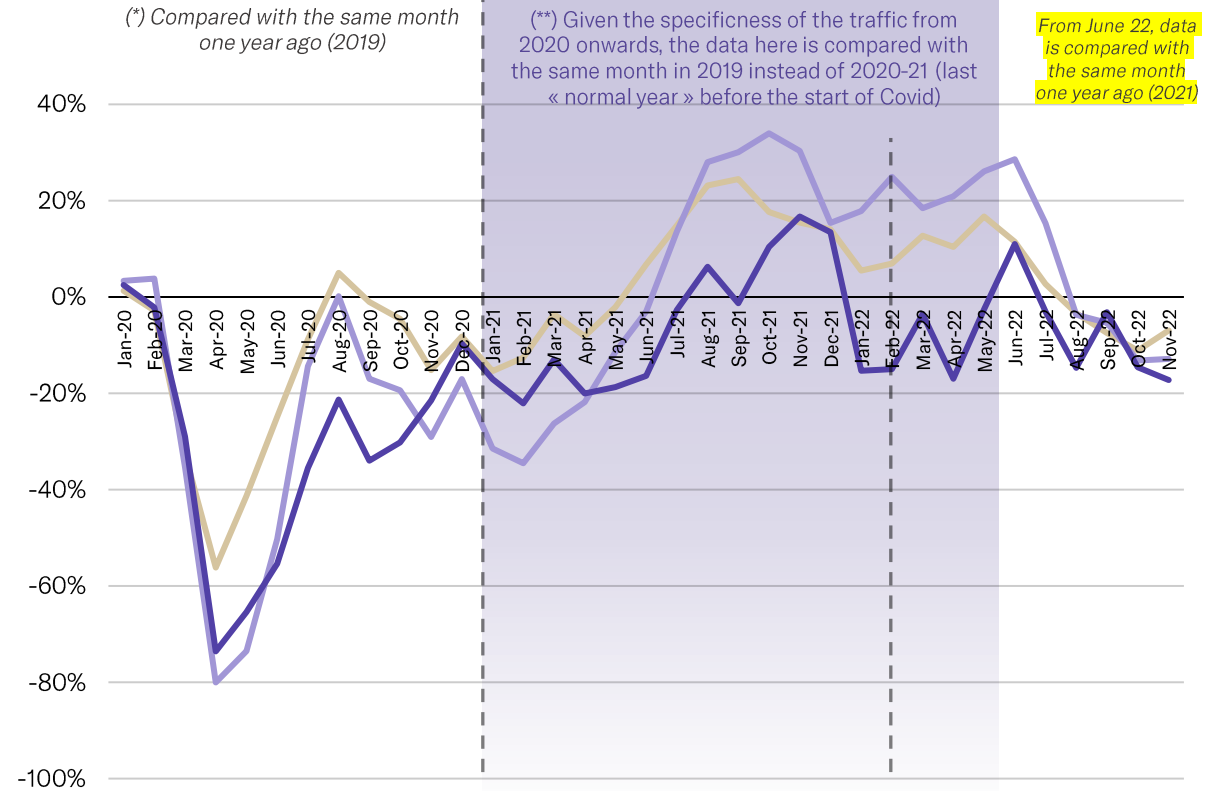


EBAA TRAFFIC TRACKER - NOVEMBER 2022

### Activity per Origin-Destination



### Monthly Growth - compared with \*/\*\*



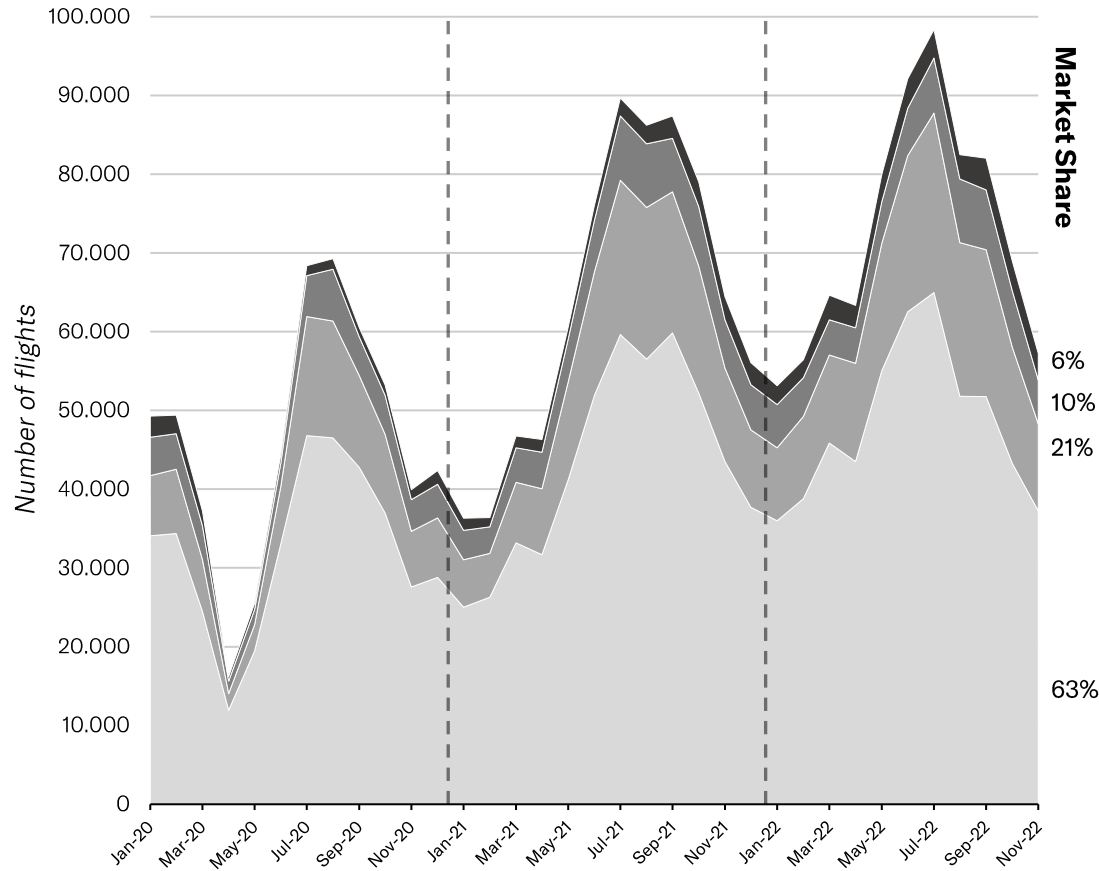
# BUSINESS AVIATION FLIGHT SECTOR – NOVEMBER 2022

## MONTHLY TRAFFIC & MONTHLY GROWTH (compared with pre-Covid levels)



EBAA TRAFFIC TRACKER - NOVEMBER 2022

### Activity per flight sector



**Short Haul**  
(below 500nm / 1000km)



**Short Haul**  
(below 1000nm / 2000km)

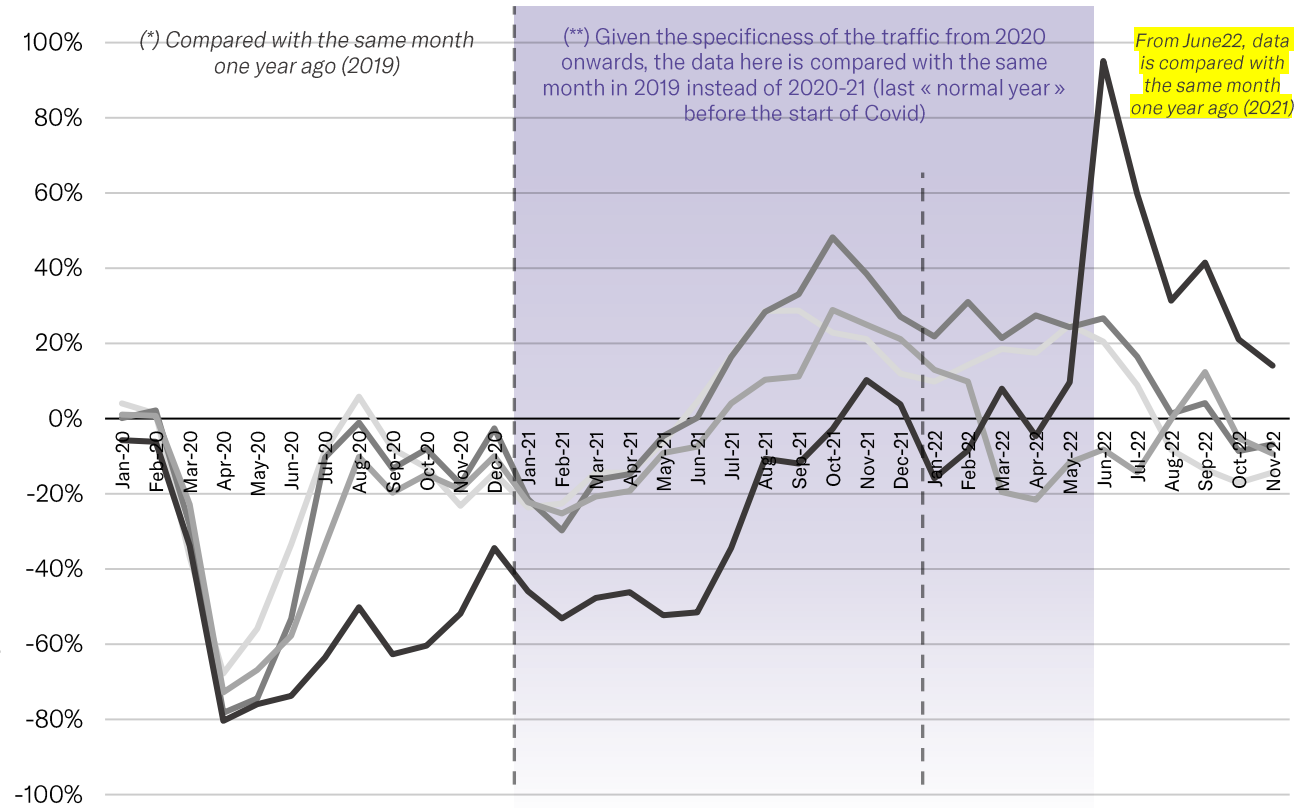


**Medium Haul**  
(below 2500nm / 4700km)



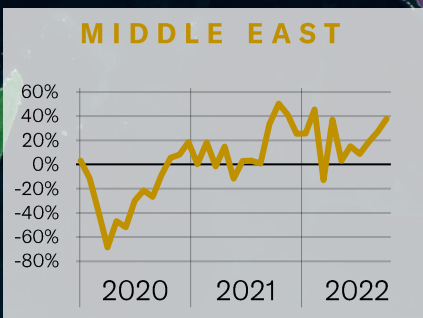
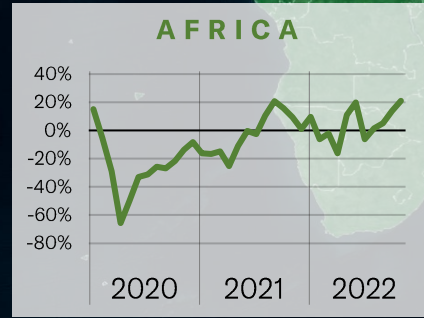
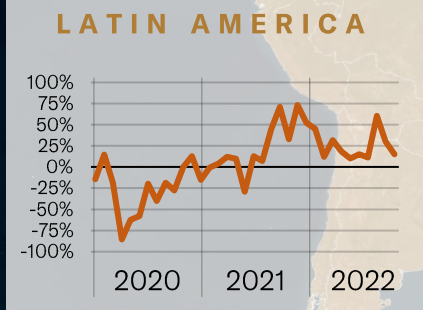
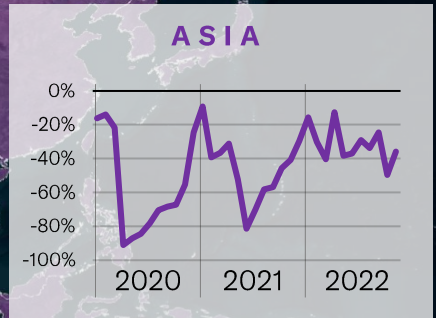
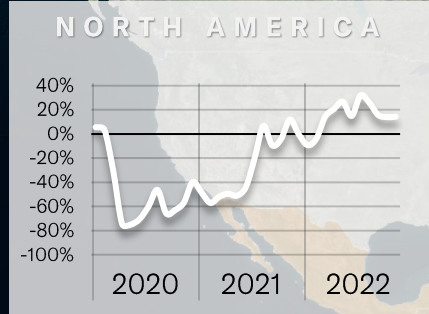
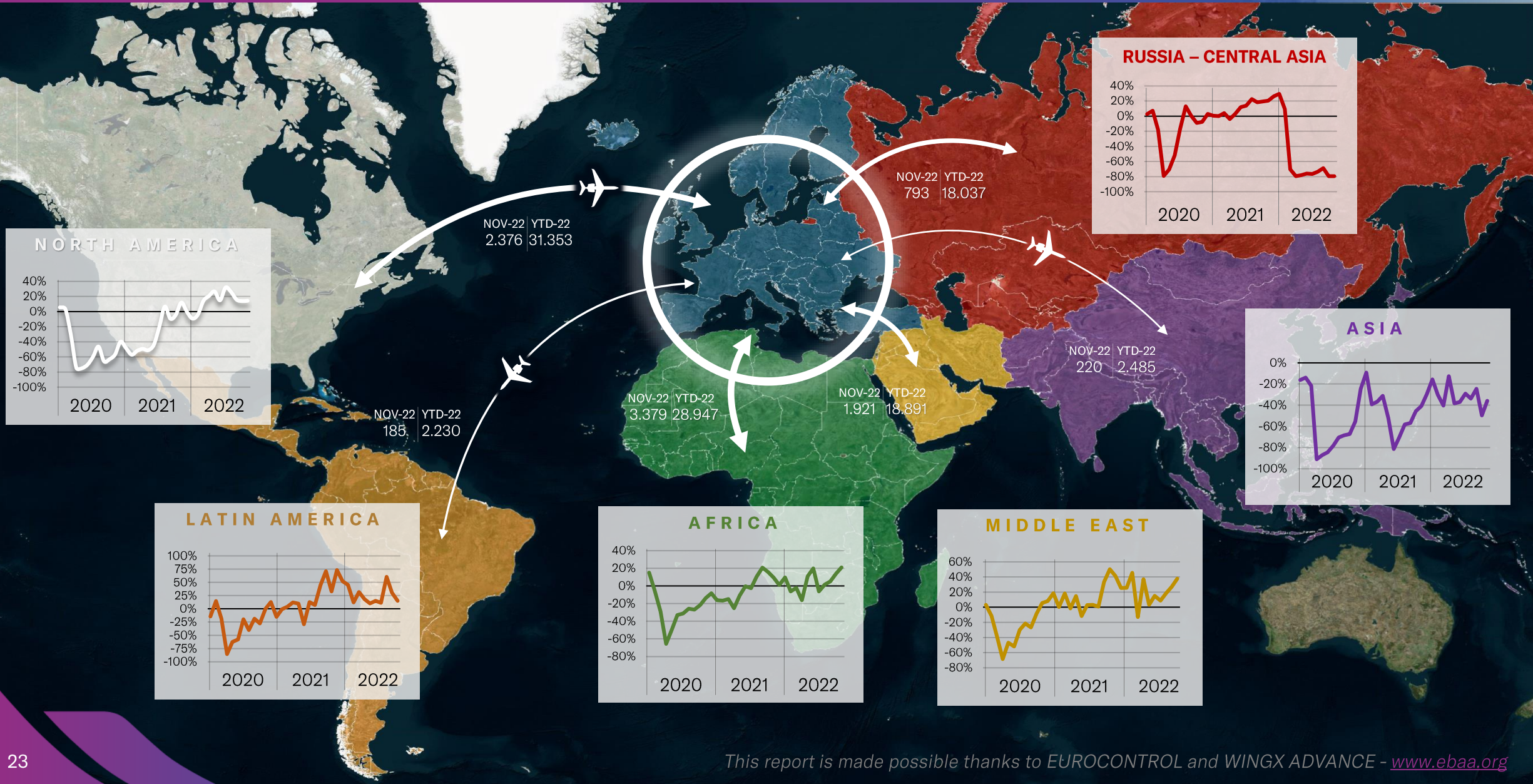
**Long Haul**  
(above 2500nm / 4700km)

### Monthly Growth - compared with \*/\*\*



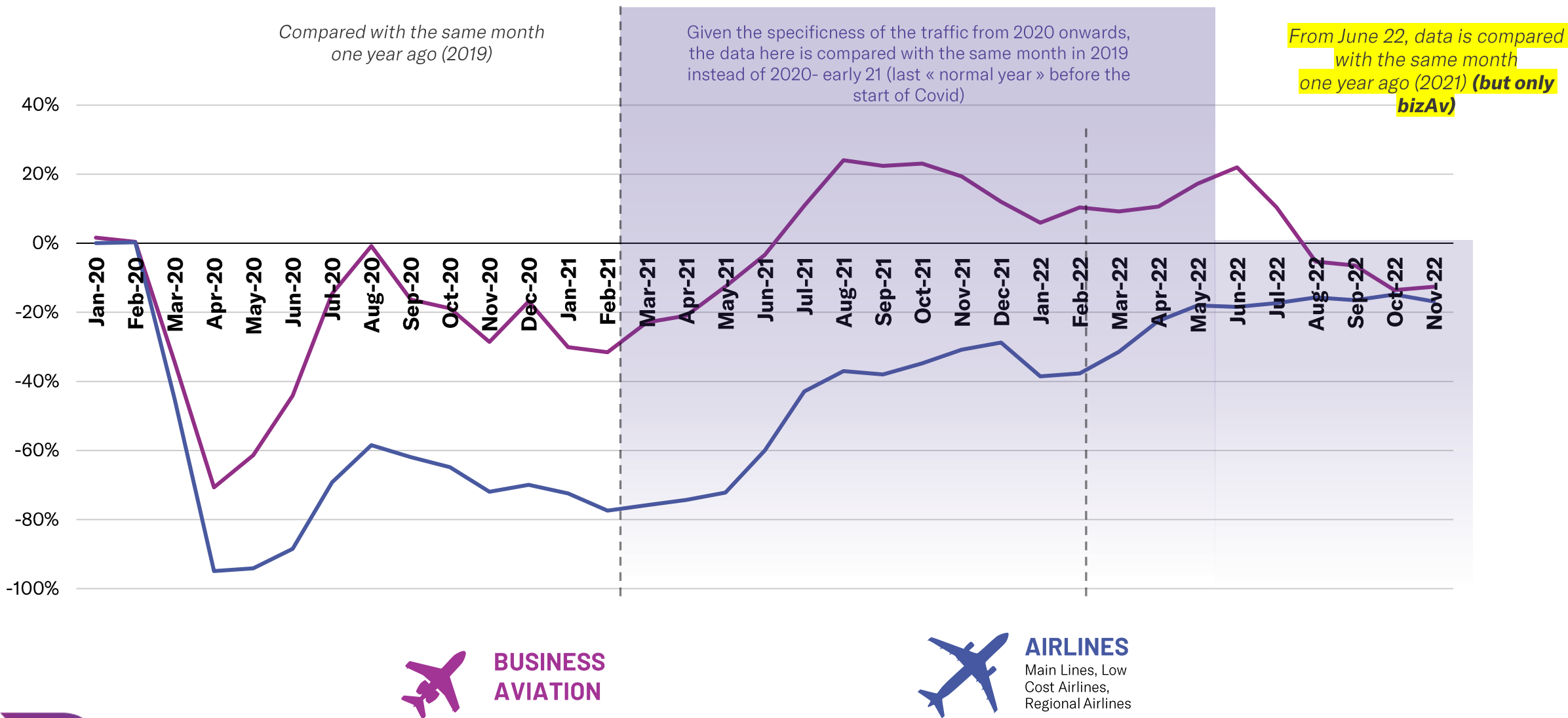
# EUROPEAN BUSINESS AVIATION INTERCONTINENTAL CONNECTIONS – NOVEMBER 2022

## MONTHLY TRAFFIC & MONTHLY GROWTH (compared with pre-Covid levels)



# BUSINESS AVIATION VS. AIRLINES

## MONTHLY TRAFFIC GROWTH



**BUSINESS AVIATION**



**AIRLINES**  
Main Lines, Low Cost Airlines, Regional Airlines

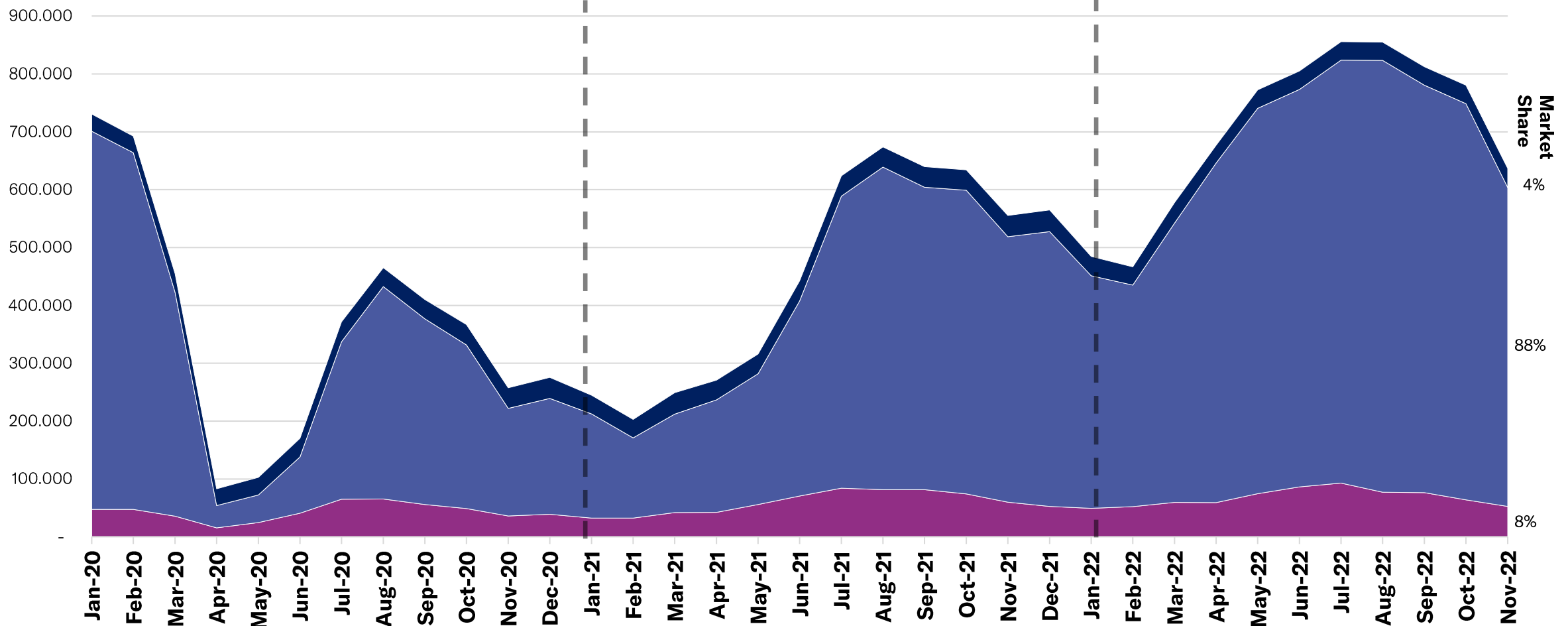


# BUSINESS AVIATION VS. AIRLINES & CARGO

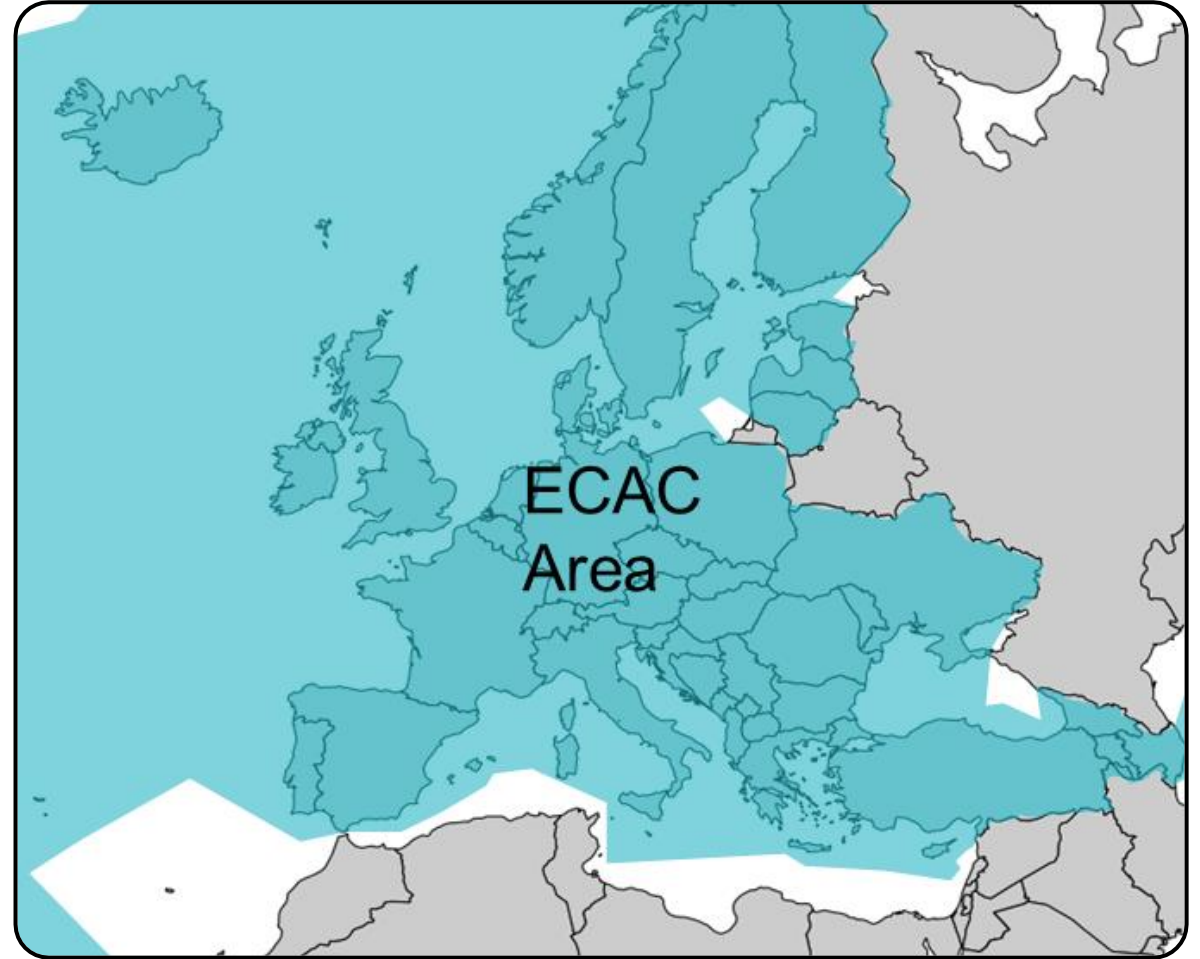
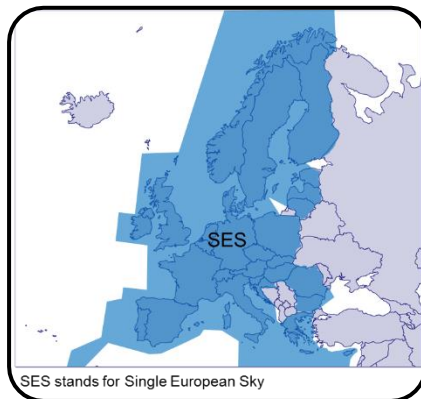
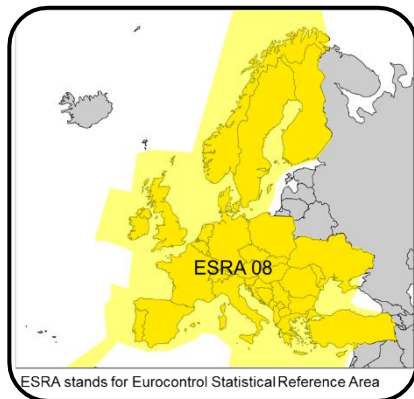
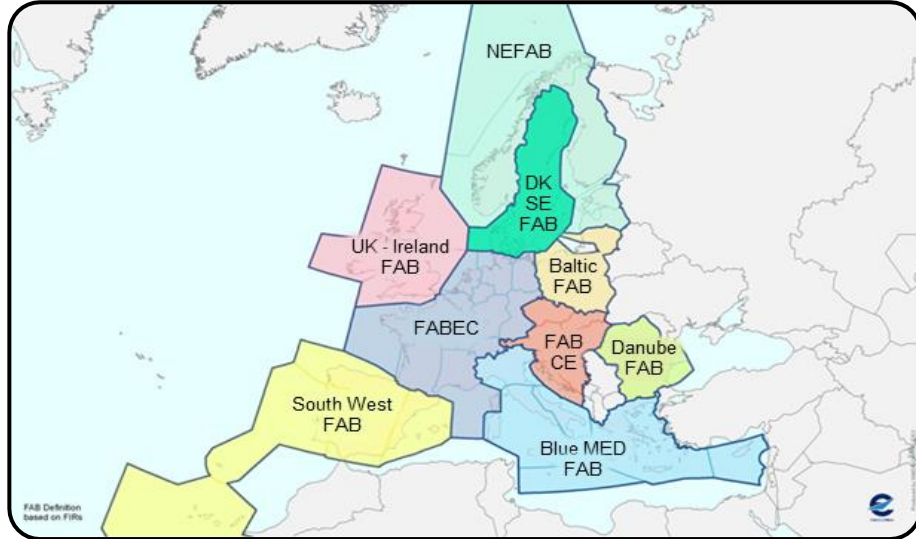
## MONTHLY TRAFFIC MARKET SHARE



EBAA TRAFFIC TRACKER - NOVEMBER 2022



# AREAS



ECAC stands for European Civil Aviation Conference

The « Business Aviation » segment is defined by Eurocontrol as follows :

A318	Airbus A318	Airbus	Bizliner	flight type G only
A319	Airbus A319	Airbus	Bizliner	flight type G only
A320	Airbus A320	Airbus	Bizliner	flight type G only
ASTR	Gulfstream G100	Gulfstream	Midsize Jet	
B350	King Air 350	Hawker Beechcraft	Turboprop	flight type G and N only
B737	Boeing 737-700	Boeing	Bizliner	flight type G only
B738	Boeing 737-800	Boeing	Bizliner	flight type G only
B739	Boeing 737-900	Boeing	Bizliner	flight type G only
B748	Boeing 747-8I	Boeing	Bizliner	flight type G only
B77L	Boeing 777-200 Freighter	Boeing	Bizliner	flight type G only
B77W	Boeing 777-300ER	Boeing	Bizliner	flight type G only
B788	Boeing 787-8	Boeing	Bizliner	flight type G only
B789	Boeing 787-9	Boeing	Bizliner	flight type G only
BE10	KingAir 100	Hawker Beechcraft	Turboprop	
BE20	King Air 200	Hawker Beechcraft	Turboprop	
BE30	Super King Air 300	Hawker Beechcraft	Turboprop	
BE40	Hawker Beechjet 400	Hawker Beechcraft	Light Jet	
BE90	King Air 90	Hawker Beechcraft	Turboprop	
BE9L	King Air 90	Hawker Beechcraft	Turboprop	
BE9T	KingAir90	Hawker Beechcraft	Turboprop	
C208	Cessna 208 Caravan	Cessna	Turboprop	
C25A	Cessna Citation CJ2	Cessna	Light Jet	
C25B	Cessna Citation CJ3	Cessna	Light Jet	
C25C	Cessna Citation CJ4	Cessna	Light Jet	
C25M	Cessna M2	Cessna	Light Jet	
C425	Cessna Corsair	Cessna	Turboprop	
C441	Cessna Conquest	Cessna	Turboprop	
C500	Cessna Citation I	Cessna	Light Jet	
C501	Cessna Citation ISP	Cessna	Light Jet	
C510	Cessna Citation Mustang	Cessna	Light Jet	
C525	Cessna Citation CJ1	Cessna	Light Jet	
C550	Cessna Citation II	Cessna	Light Jet	
C551	Cessna Citation IISP	Cessna	Light Jet	
C55B	Cessna Citation Bravo	Cessna	Light Jet	
C560	Cessna Citation V	Cessna	Light Jet	
C56X	Cessna Citation Excel / XLS	Cessna	Light Jet	

C650	Cessna Citation III	Cessna	Midsize Jet	
C680	Citation Sovereign	Cessna	Midsize Jet	
C750	Cessna Citation X	Cessna	Midsize Jet	
CL30	Challenger 300 series	Bombardier	Midsize Jet	
CL35	Challenger 350	Bombardier	Midsize Jet	
CL60	Challenger 600 series	Bombardier	Heavy Jet	
CRJ2	Challenger 800-850	Bombardier	Heavy Jet	flight type G only
E135	Embraer RJ135	Embraer	Heavy Jet	flight type G only
E145	Embraer RJ145	Embraer	Heavy Jet	flight type G only
E190	Embraer 190	Embraer	Bizliner	flight type G only
E35L	Legacy 600 series	Embraer	Heavy Jet	
E50P	Embraer Phenom 100	Embraer	Light Jet	
E545	Legacy 450 / Praetor 500	Embraer	Midsize Jet	
E550	Embraer Legacy 500	Embraer	Midsize Jet	
E55P	Embraer Phenom 300	Embraer	Light Jet	flight type G and N only
E75L	Embraer RJ175	Embraer	Bizliner	flight type G only
EA50	Eclipse 500	Eclipse	Light Jet	
F2TH	Dassault Falcon 2000	Dassault	Heavy Jet	
F900	Dassault Falcon 900	Dassault	Heavy Jet	
FA10	Dassault Falcon 10/100	Dassault	Light Jet	
FA20	Dassault Falcon 20/200	Dassault	Midsize Jet	
FA50	Dassault Falcon 50	Dassault	Midsize Jet	
FA7X	Dassault Falcon 7X	Dassault	Heavy Jet	
FA8X	Dassault Falcon 8X	Dassault	Heavy Jet	
G150	Gulfstream G150	Gulfstream	Midsize Jet	
G280	Gulfstream G280	Gulfstream	Midsize Jet	
GA5C	Gulfstream G500/550	Gulfstream	Heavy Jet	
GA6C	Gulfstream G600/650	Gulfstream	Heavy Jet	
GALX	Gulfstream G200	Gulfstream	Midsize Jet	
GL5T	Global 5000	Bombardier	Heavy Jet	
GL6T	Global 6000	Bombardier	Heavy Jet	
GLEX	Global Express / 6000	Bombardier	Heavy Jet	
GLF2	Gulfstream 2	Gulfstream	Heavy Jet	
GLF3	Gulfstream 3	Gulfstream	Heavy Jet	
GLF4	Gulfstream G300/450	Gulfstream	Heavy Jet	
GLF5	Gulfstream G500/550	Gulfstream	Heavy Jet	

GLF6	Gulfstream G600/650	Gulfstream	Heavy Jet	flight type G and N only
H25B	Hawker 700-900	Hawker Beechcraft	Midsize Jet	
H25C	British Aerospace 125-1000	British Aerospace	Light Jet	
HA4T	Hawker 4000	Hawker Beechcraft	Midsize Jet	
HDJT	HondaJet	Honda	Light Jet	
HF20	Hansa Jet	Hamburger Flugzeugbau	Light Jet	
LJ23	Learjet 23	Bombardier	Light Jet	
LJ24	Learjet 24	Bombardier	Light Jet	
LJ25	Learjet 25	Bombardier	Light Jet	
LJ28	Learjet 28	Bombardier	Light Jet	
LJ31	Learjet 31	Bombardier	Light Jet	
LJ35	Learjet 35	Bombardier	Light Jet	
LJ40	Learjet 40	Bombardier	Light Jet	
LJ45	Learjet 45	Bombardier	Light Jet	
LJ55	Learjet 55	Bombardier	Midsize Jet	
LJ60	Learjet 60	Bombardier	Midsize Jet	
LJ70	Learjet 70	Bombardier	Midsize Jet	
LJ75	Learjet 75	Bombardier	Midsize Jet	
P180	Piaggio P180 Avanti	Piaggio Aerospace	Turboprop	
PAY2	Piper Cheyenne 2	Piper Aircraft	Turboprop	
PAY3	Piper Cheyenne 3	Piper Aircraft	Turboprop	
PAY4	Piper Cheyenne 400	Piper Aircraft	Turboprop	
PC12	Pilatus PC-12	Pilatus	Turboprop	
PC24	Pilatus PC24	Pilatus	Light Jet	
PRM1	Premier 1	Hawker Beechcraft	Light Jet	
SBR1	Sabreliner	NA Rockwell	Light Jet	
SBR2	Sabreliner	NA Rockwell	Light Jet	
SJ30	Syberjet SJ30	SyberJet	Light Jet	
TBM7	Socata TBM 700	Daher-Socata	Turboprop	
TBM8	Socata TBM 850	Daher-Socata	Turboprop	
TBM9	Socata TBM 900 series	Daher-Socata	Turboprop	
WW23	1123 Westwind	IAI	Midsize Jet	
WW24	1124 Westwind	IAI	Midsize Jet	
EA50	Eclipse 500	Eclipse	Light Jet	

The list is permanently updated ...

# DISCLAIMER

This report is provided by EBAA for information purposes only and no representation, warranties or other assurances, express or implied, are given as to the quality, accuracy, or completeness of the information contained in, or provided in connection with the report.

Recipients of this report must determine for themselves whether any matters referred to are suitable for their purposes. Neither EBAA nor any of their affiliates, agents, partners, representatives, consultants or any other company, firm or organisation involved in producing this report, nor any of their successors or assign or any employees, officer or director of any of them shall have any liability with respect to the use or reliance on the report by any person, irrespective of any negligence, omission or default, on the part of the foregoing persons.

Any reproduction or publication of this report, in whole or in part, is strictly forbidden without the written consent of EBAA. Please write to [communications@ebaa.org](mailto:communications@ebaa.org) for questions related to the use of this report.

For more information, please contact:

Square de Meeûs 37  
BE - 1000 Brussels - Belgium

Phone: +32 2 318 28 00  
Fax: +32 2 318 28 01

Follow us



@EUROPEANBUSINESSAVIATIONASSOCIATION



@EBAAORG



EUROPEAN BUSINESS AVIATION ASSOCIATION



@EUROPEAN\_BUSINESS\_AVIATION

[www.ebaa.org](http://www.ebaa.org)