

BUSINESS AVIATION TRAFFIC TRACKER EUROPE

DECEMBER 2022



EUROPEAN BUSINESS AVIATION ASSOCIATION



DEPARTURES, ARRIVALS, INTERNALS AND OVERFLIGHTS (DAIO) REPORT

TOTAL BUSINESS AVIATION FLIGHTS



Business Aviation (ECAC Area)

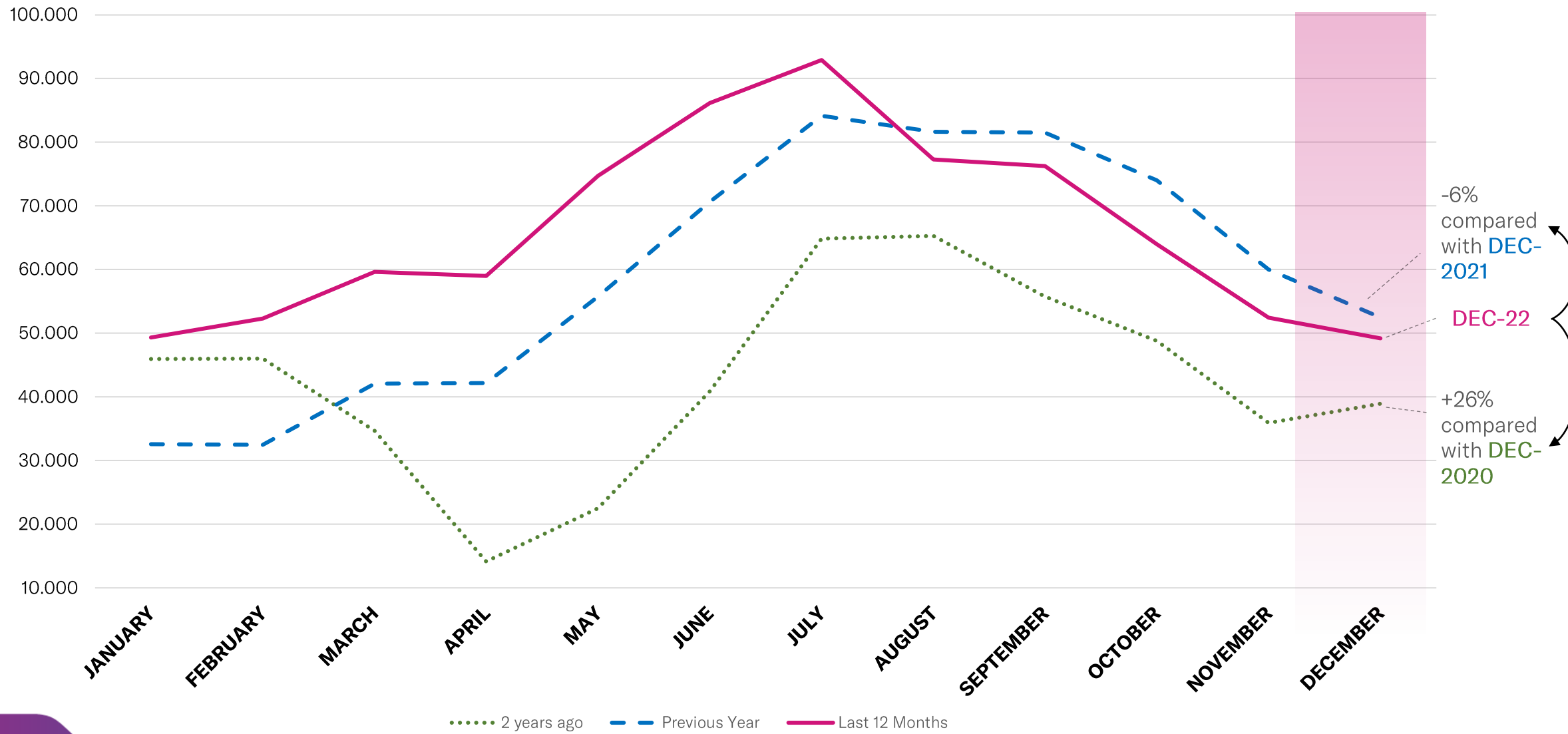
	ARRIVAL			DEPARTURE			INTERNAL			OVERFLIGHT			PREVIOUS YEAR	CURRENT YEAR	GROWTH
	Previous Year	Current Year	Growth	Previous Year	Current Year	Growth	Previous Year	Current Year	Growth	Previous Year	Current Year	Growth			
Jan 2022	2.661	3.785	42,2%	2.471	3.548	43,6%	26.491	41.167	55,4%	936	832	-11,1%	32.559	49.332	51,5%
Feb 2022	2.399	3.432	43,1%	2.363	3.241	37,2%	27.147	45.034	65,9%	551	607	10,2%	32.460	52.314	61,2%
Mar 2022	2.954	3.418	15,7%	2.972	3.408	14,7%	35.233	52.131	48,0%	919	654	-28,8%	42.078	59.611	41,7%
Apr 2022	3.022	3.161	4,6%	2.916	3.046	4,5%	35.397	52.377	48,0%	838	417	-50,2%	42.173	59.001	39,9%
May 2022	3.289	3.767	14,5%	3.127	3.567	14,1%	48.700	66.925	37,4%	626	450	-28,1%	55.742	74.709	34,0%
Jun 2022	4.178	4.309	3,1%	3.974	4.027	1,3%	62.055	77.464	24,8%	432	352	-18,5%	70.639	86.152	22,0%
Jul 2022	4.743	4.269	-10,0%	4.634	4.293	-7,4%	74.319	84.058	13,1%	448	291	-35,0%	84.144	92.911	10,4%
Aug 2022	4.718	3.694	-21,7%	4.632	3.742	-19,2%	71.821	69.593	-3,1%	460	269	-41,5%	81.631	77.298	-5,3%
Sep 2022	4.404	4.031	-8,5%	4.433	3.929	-11,4%	72.273	67.897	-6,1%	389	385	-1,0%	81.499	76.242	-6,5%
Oct 2022	4.623	3.648	-21,1%	4.694	3.807	-18,9%	63.869	56.007	-12,3%	823	503	-38,9%	74.009	63.965	-13,6%
Nov 2022	4.090	3.236	-20,9%	4.100	3.196	-22,0%	50.937	45.521	-10,6%	881	482	-45,3%	60.008	52.435	-12,6%
Dec 2022	3.897	2.999	-23,0%	4.056	3.117	-23,2%	43.747	42.456	-3,0%	756	610	-19,3%	52.456	49.182	-6,2%
Grand Total	44.978	43.749	-2,7%	44.372	42.921	-3,3%	611.989	700.630	14,5%	8.059	5.852	-27,4%	709.398	793.152	11,8%

DEPARTURES, ARRIVALS, INTERNALS AND OVERFLIGHTS (DAIO) REPORT

TOTAL BUSINESS AVIATION FLIGHTS



EBAA TRAFFIC TRACKER - DECEMBER 2022

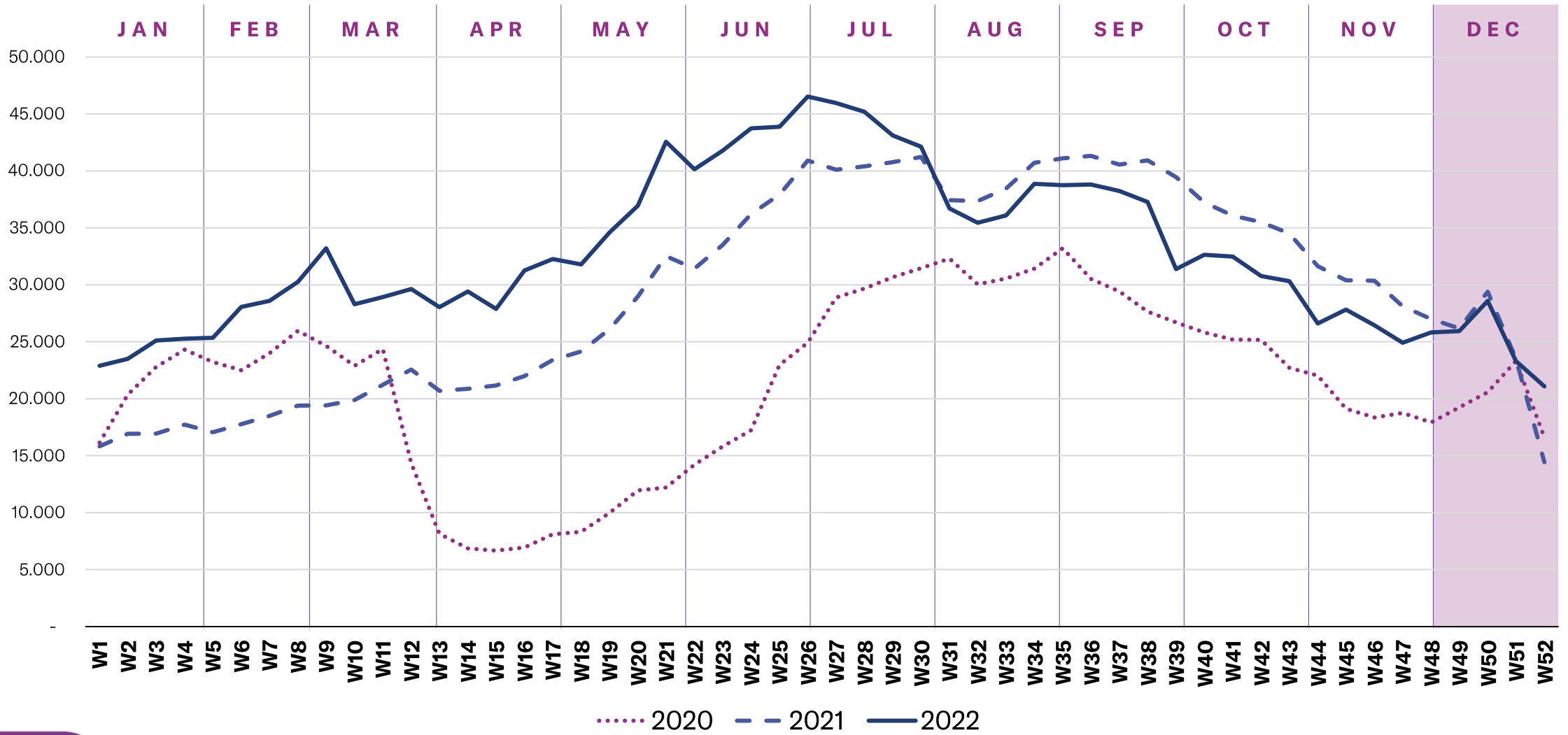


WEEK BY WEEK DETAILS IN EUROPE

BUSINESS AVIATION WEEKLY MOVEMENTS (DEPARTURES + ARRIVALS)




EBAA TRAFFIC TRACKER - DECEMBER 2022

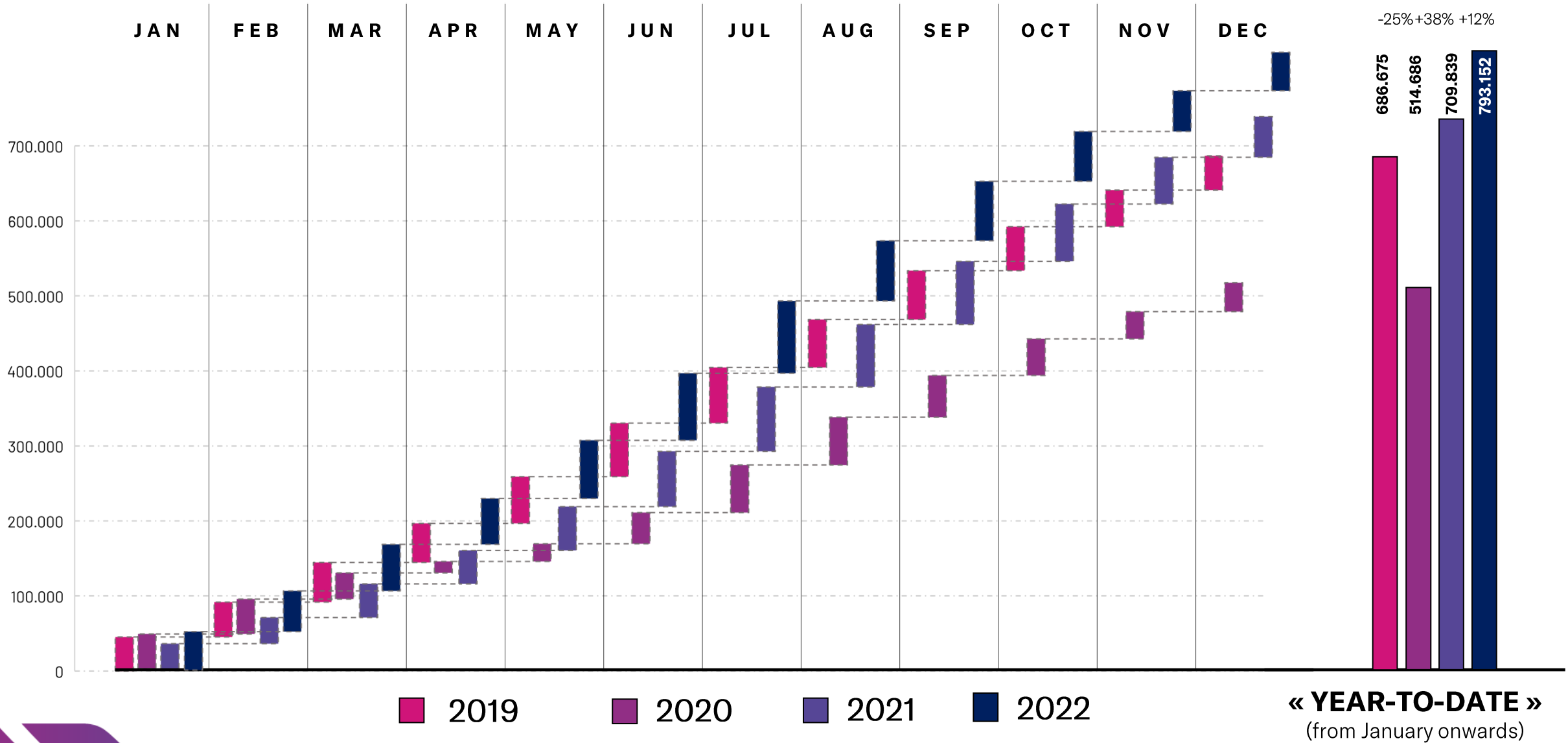


YEAR-TO-DATE DETAILS IN EUROPE (FLIGHTS FROM JANUARY ONWARDS)

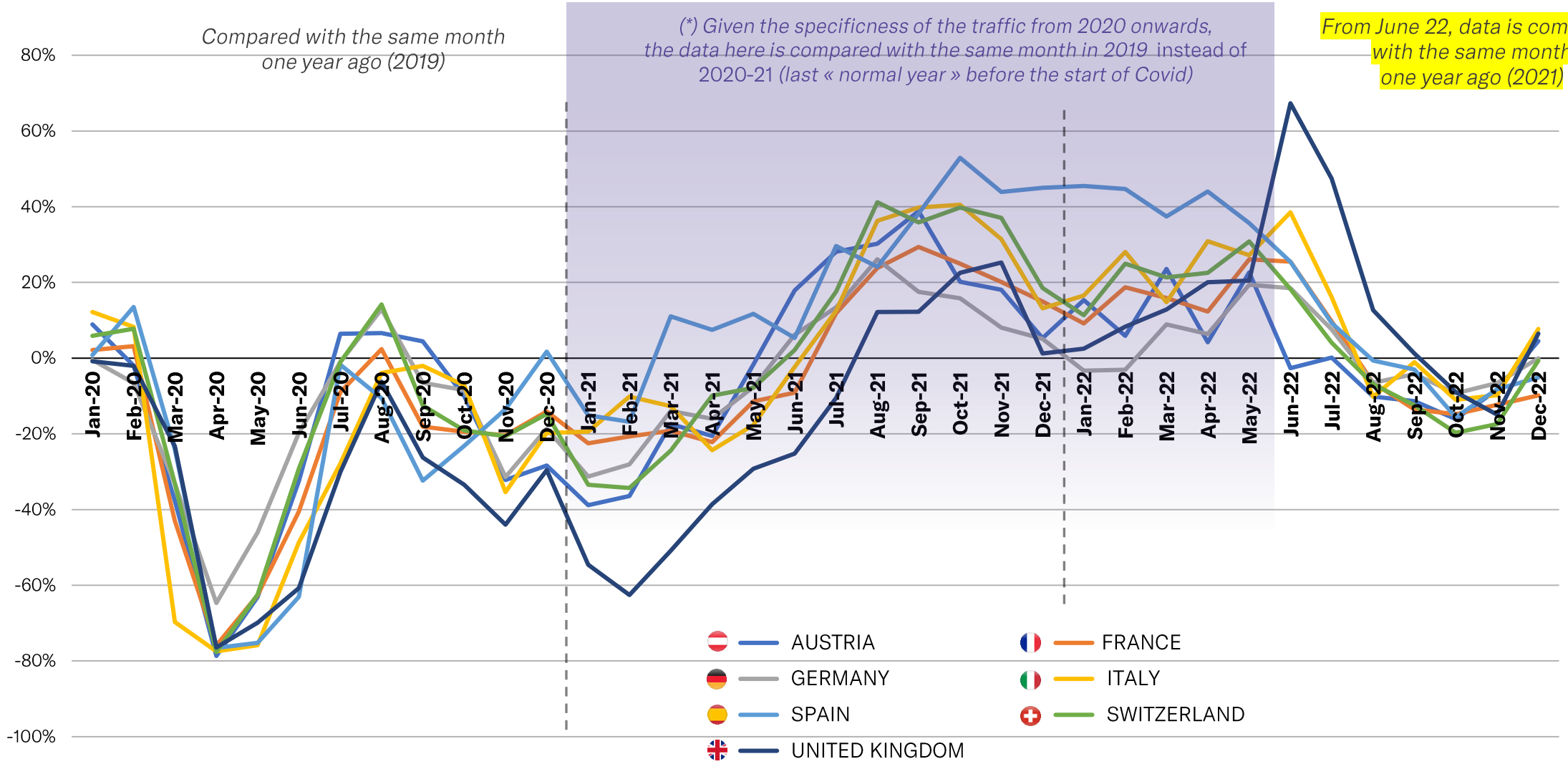

BUSINESS AVIATION FLIGHTS



EBAA TRAFFIC TRACKER - DECEMBER 2022



STATES – MONTHLY TRAFFIC GROWTH COMPARED WITH PRE-COVID LEVELS (*)



EUROPEAN STATES – STATE OF PLAY

« YEAR-TO-DATE » details in Europe (movements from january onwards)

Full 2022

STATE OF PLAY - YTD (from january onwards)

	MONTH CURRENT YEAR	MONTH GROWTH	YTD CURRENT YEAR	YTD GROWTH
FRANCE	15.769	-10%	271.381	+12%
UNITED KINGDOM	14.948	+7%	223.224	+37%
GERMANY	12.746	-2%	192.161	+8%
ITALY	7.968	+8%	158.267	+16%
SPAIN	6.421	-10%	120.744	+9%
SWITZERLAND	8.139	-1%	105.806	+14%
TURKEY	3.219	+13%	52.470	+13%
AUSTRIA	3.406	+5%	45.272	+9%
GREECE	1.668	+25%	44.798	+9%
NORWAY	3.145	-5%	42.832	+10%
SWEDEN	3.022	-12%	41.994	+10%
NETHERLANDS	2.035	+13%	33.190	+40%
BELGIUM	2.192	+8%	30.850	+19%
POLAND	1.753	+14%	23.714	+23%
CZECH REPUBLIC	1.398	-2%	21.527	+10%
PORTUGAL	1.124	-10%	21.006	+14%
IRELAND	1.084	+12%	17.589	+55%
DENMARK	930	+5%	16.146	+25%
CROATIA	543	-16%	15.925	-7%
ROMANIA	939	+17%	14.020	+15%
FINLAND	1.167	-19%	13.477	0%
HUNGARY	808	-11%	11.182	-4%
SERBIA	637	-15%	9.081	-12%
CYPRUS	605	-16%	8.258	-18%
LUXEMBOURG	577	+6%	7.758	+12%
SLOVAKIA	502	-2%	7.739	+21%
BULGARIA	335	0%	5.572	-4%
MALTA	353	-11%	5.319	-2%
MONTENEGRO	156	-5%	3.895	-20%
SLOVENIA	263	+12%	3.886	-8%
ICELAND	229	-5%	3.727	+29%
LITHUANIA	231	-18%	3.609	-8%
LATVIA	189	-48%	2.734	-49%
ESTONIA	146	-36%	2.624	-19%
UKRAINE	140	*	2.105	-87%
ALBANIA	140	+61%	1.593	+3%
BOSNIA AND HERZEGOVINA	86	-31%	1.563	-4%
MACEDONIA	47	-45%	1.068	-28%
MOLDOVA	54	2%	787	+19%
















EBAA TRAFFIC TRACKER - DECEMBER 2022

TOP 10 ACTIVE AIRPORTS – DECEMBER 2022

AVERAGE DAILY BUSINESS AVIATION DEPARTURES



EBAA TRAFFIC TRACKER - DECEMBER 2022































RANK	ICAO CODE	NAME	MONTH CURRENT YEAR	MONTH GROWTH	YTD CURRENT YEAR	YTD GROWTH
1	LFPB	 PARIS LE BOURGET	62,6	-10,2%	79,9	24,1%
2	LSGG	 GENEVE COINTRIN	43,5	-1,0%	46,7	12,9%
3	EGLF	 FARNBOROUGH CIV	34,1	-5,4%	40,9	25,1%
4 	LSZH	 ZURICH	32,5	-1,1%	37,1	7,6%
5 	EGGW	 LONDON/LUTON	30,1	4,4%	37,4	53,1%
6 	LFMN	 NICE	28,6	-16,8%	52,2	8,6%
7	EGKB	 BIGGIN HILL	25,7	-0,9%	32,6	39,6%
8	LIML	 MILANO LINATE	24,7	6,5%	32,8	19,8%
9 	LOWW	 WIEN SCHWECHAT	20,0	10,1%	20,5	-1,8%
10 	LTBA	 ISTANBUL-ATATURK	17,5	5,9%	21,9	17,6%

TOP 30 AIRPORTS – STATE OF PLAY

« YEAR-TO-DATE » details in Europe (movements from january onwards)

Full 2022

STATE OF PLAY - YTD
(from january onwards)

	MONTH CURRENT YEAR	MONTH GROWTH	YTD CURRENT YEAR	YTD GROWTH
 PARIS LE BOURGET	4010	-10%	60.634	+25%
 NICE CÔTE D'AZUR	1843	-16%	39.648	+9%
 GENEVA INTERNATIONAL	2930	0%	36.484	+14%
 FARNBOROUGH	2183	-4%	31.301	+27%
 LONDON LUTON	1962	+8%	28.909	+56%
 ZURICH	2112	-1%	28.303	+8%
 LONDON BIGGIN HILL	1648	-1%	24.843	+41%
 MILANO LINATE	1603	+8%	24.795	+21%
 PALMA DE MALLORCA	763	-5%	19.618	+3%
 ROMA CIAMPINO	1226	+6%	17.092	+7%
 AMSTERDAM SCHIPHOL	1074	+9%	16.456	+41%
 ISTANBUL ATATÜRK	1116	+7%	16.265	+18%
 IBIZA	358	-31%	16.258	+8%
 BERLIN SCHÖNEFELD	1028	+6%	16.148	+12%
 MÜNCHEN	928	-23%	15.532	+8%
 WIEN SCHWECHAT	1277	+10%	15.395	-2%
 MADRID BARAJAS	1021	-8%	15.222	+16%
 MALAGA COSTA DEL SOL	875	-17%	15.084	+6%
 ATHENS INTERNATIONAL	640	-8%	14.873	+2%
 CANNES MANDELIEU	415	-26%	14.453	+13%
 PRAGUE VACLAV HAVEL	1007	-3%	14.151	+14%
 BARCELONA	743	+4%	12.751	+21%
 OLBIA COSTA SMERALDA	139	+9%	12.117	+2%
 LONDON STANSTED	878	+19%	11.726	+43%
 HAMBURG	833	-2%	11.666	+13%
 BRUSSELS NATIONAL	718	+1%	10.494	+27%
 STUTTGART	735	+1%	10.143	+11%
 SALZBURG W. A. MOZART	785	+3%	10.118	+21%
 KÖLN BONN	604	-18%	9.919	+6%
 BORDEAUX MERIGNAC	527	-1%	9.112	+9%

TOP 30 BUSINESS AVIATION ROUTES – STATE OF PLAY

« YEAR-TO-DATE » details in Europe: flights (both ways) from January onwards

Full 2022

EBAA TRAFFIC TRACKER - DECEMBER 2022

AIRPORT 1		AIRPORT 2		YTD CURRENT YEAR	YTD GROWTH
🇫🇷 LFPB	Paris Le Bourget	🇨🇭 LSGG	Geneva International	3,632	+12%
🇫🇷 LFPB	Paris Le Bourget	🇫🇷 LFMN	Nice Côte d'Azur	2,800	+8%
🇫🇷 LFMN	Nice Côte d'Azur	🇬🇧 EGLF	Farnborough	1,848	+38%
🇨🇭 LSGG	Geneva International	🇫🇷 LFMN	Nice Côte d'Azur	1,783	+6%
🇮🇹 LIRA	Roma Ciampino	🇮🇹 LIML	Milano Linate	1,702	-7%
🇬🇧 EGLF	Farnborough	🇫🇷 LFPB	Paris Le Bourget	1,648	+22%
🇫🇷 LFPB	Paris Le Bourget	🇬🇧 EGGW	London Luton	1,533	+57%
🇬🇧 EGGW	London Luton	🇫🇷 LFMN	Nice Côte d'Azur	1,392	+39%
🇹🇷 LTBA	Istanbul Atatürk	🇹🇷 LTAC	Ankara Esenboğa	1,343	+3%
🇬🇧 EGLF	Farnborough	🇨🇭 LSGG	Geneva International	1,326	+34%
🇪🇸 LEIB	Ibiza	🇪🇸 LEPA	Palma de Mallorca	1,295	-10%
🇬🇧 EGKB	London Biggin Hill	🇫🇷 LFPB	Paris Le Bourget	1,291	+59%
🇮🇹 LIML	Milano Linate	🇫🇷 LFPB	Paris Le Bourget	1,266	+27%
🇹🇷 LTBA	Istanbul Atatürk	🇹🇷 LTFE	Mugla Milas Bodrum	1,143	-2%
🇨🇭 LSZH	Zurich	🇫🇷 LFPB	Paris Le Bourget	1,136	+36%
🇫🇷 LFPB	Paris Le Bourget	🇫🇷 LFMN	Nice Côte d'Azur	1,135	+16%
🇪🇸 LEBL	Barcelona	🇪🇸 LEMD	Madrid Barajas	1,045	0%
🇨🇭 LSZH	Zurich	🇨🇭 LSGG	Geneva International	1,011	+20%
🇫🇷 LFMN	Nice Côte d'Azur	🇮🇹 LIML	Milano Linate	995	+18%
🇬🇧 EGKB	London Biggin Hill	🇫🇷 LFMN	Nice Côte d'Azur	974	+40%
🇨🇭 LSGG	Geneva International	🇬🇧 EGGW	London Luton	930	+56%
🇮🇹 LIEO	Olbia Costa Smeralda	🇮🇹 LIML	Milano Linate	925	-6%
🇫🇷 LFMN	Nice Côte d'Azur	🇨🇭 LSZH	Zurich	923	0%
🇫🇷 LFBP	Bordeaux Merignac	🇫🇷 LFPB	Paris Le Bourget	911	0%
🇪🇸 LEPA	Palma de Mallorca	🇪🇸 LEMH	Menorca	880	+14%
🇬🇧 EGNL	Walney Island	🇬🇧 EGLF	Farnborough	853	+38%
🇬🇧 EGGP	Liverpool International	🇬🇧 EGNL	Ronaldsway	839	+60%
🇬🇧 EGNL	Walney Island	🇬🇧 EGGD	Bristol	839	+28%
🇫🇷 LFPB	Paris Le Bourget	🇪🇸 LEMD	Madrid Barajas	839	+38%
🇪🇸 LEIB	Ibiza	🇪🇸 LEBL	Barcelona	810	+34%

TOP 10 FLOWS – DECEMBER 2022

AVERAGE DAILY BUSINESS AVIATION FLIGHTS



ORIGIN	DESTINATION	MONTH CURRENT YEAR	MONTH GROWTH	YTD CURRENT YEAR	YTD GROWTH
FRANCE	FRANCE	105,1	-14,8%	147,0	3,0%
UK	UK	95,5	-0,2%	119,1	20,6%
GERMANY	GERMANY	93,0	-2,0%	119,4	3,6%
NORWAY	NORWAY	41,8	-8,6%	45,8	0,8%
ITALY	ITALY	34,7	-5,5%	64,6	11,5%
SPAIN-CONTINENTAL	SPAIN-CONTINENTAL	32,2	-12,7%	51,5	1,6%
SWEDEN	SWEDEN	31,6	-13,5%	35,3	0,0%
TÜRKIYE	TÜRKIYE	25,9	1,6%	35,3	4,2%
FRANCE	UK	25,3	0,8%	35,8	59,9%
UK	FRANCE	24,8	3,5%	35,6	56,5%

TRAFFIC PER STATE – DECEMBER 2022

AVERAGE DAILY BUSINESS AVIATION FLIGHTS – PART 1



STATE	MONTH CURRENT YEAR	MONTH PREVIOUS YEAR	MONTH CHANGE	MONTH GROWTH	YTD CURRENT YEAR	YTD PREVIOUS YEAR	YTD CHANGE	YTD GROWTH
NM Area	1.600,2	1.699,1	-98,9	-5,8%	2.183,7	1.952,5	231,2	11,8%
ECAC	1.586,5	1.692,1	-105,6	-6,2%	2.173,0	1.943,6	229,5	11,8%
ESRA08	1.570,7	1.662,0	-91,3	-5,5%	2.155,2	1.914,8	240,4	12,6%
ESRA02	1.564,0	1.640,6	-76,6	-4,7%	2.142,9	1.893,1	249,8	13,2%
SES-RP2	1.526,9	1.619,5	-92,6	-5,7%	2.099,4	1.862,5	236,9	12,7%
SES-RP3	1.447,5	1.544,2	-96,7	-6,3%	1.998,2	1.779,5	218,7	12,3%
EU27	1.399,0	1.492,7	-93,7	-6,3%	1.947,9	1.728,7	219,2	12,7%
FABEC	1.037,3	1.084,8	-47,6	-4,4%	1.421,3	1.208,9	212,4	17,6%
France	600,4	657,0	-56,5	-8,6%	892,2	754,3	137,9	18,3%
Germany	471,3	488,0	-16,7	-3,4%	603,3	527,0	76,3	14,5%
UK-Ireland FAB	399,1	374,2	24,9	6,7%	518,0	362,0	155,9	43,1%
UK	392,5	368,9	23,6	6,4%	508,8	356,5	152,2	42,7%
BLUE MED FAB	349,3	359,3	-10,0	-2,8%	606,4	549,6	56,8	10,3%
Switzerland	317,0	345,3	-28,3	-8,2%	419,0	358,5	60,5	16,9%
FAB CE	319,2	326,8	-7,6	-2,3%	408,6	383,9	24,7	6,4%
Italy	285,7	299,3	-13,6	-4,6%	504,1	443,5	60,6	13,7%
South West FAB	199,3	219,8	-20,5	-9,3%	321,0	283,6	37,5	13,2%
Spain	195,4	215,5	-20,2	-9,4%	314,7	278,3	36,5	13,1%
Austria	212,9	211,3	1,7	0,8%	265,1	242,3	22,8	9,4%
Spain-Continental	186,5	207,5	-21,0	-10,1%	307,2	271,8	35,4	13,0%
Belgium/Luxembourg	189,7	171,4	18,3	10,7%	232,4	177,3	55,0	31,0%
NEFAB	89,9	152,4	-62,5	-41,0%	111,6	133,7	-22,2	-16,6%

TRAFFIC PER STATE – DECEMBER 2022

AVERAGE DAILY BUSINESS AVIATION FLIGHTS – PART 2



EBA A TRAFFIC TRACKER - DECEMBER 2022

STATE	MONTH CURRENT YEAR	MONTH PREVIOUS YEAR	MONTH CHANGE	MONTH GROWTH	YTD CURRENT YEAR	YTD PREVIOUS YEAR	YTD CHANGE	YTD GROWTH
DK-SE FAB	110,2	125,2	-15,0	-12,0%	137,9	117,7	20,2	17,2%
Netherlands	131,4	120,5	10,9	9,1%	170,6	121,7	48,8	40,1%
Baltic FAB	62,1	119,4	-57,3	-48,0%	82,7	117,7	-35,0	-29,7%
Türkiye	120,2	116,8	3,3	2,8%	150,6	137,7	12,9	9,4%
Poland	60,4	109,7	-49,4	-45,0%	79,2	108,1	-28,8	-26,7%
Czech Republic	90,3	109,6	-19,4	-17,7%	111,5	113,6	-2,0	-1,8%
Sweden	84,0	101,6	-17,7	-17,4%	99,5	91,5	8,1	8,8%
Danube FAB	86,1	83,6	2,5	3,0%	98,1	92,9	5,2	5,6%
Greece	85,0	77,0	8,0	10,4%	149,7	138,4	11,3	8,2%
Hungary	77,3	76,2	1,2	1,5%	92,2	84,3	7,9	9,4%
Serbia/Montenegro	81,8	75,1	6,7	8,9%	106,9	102,2	4,7	4,6%
Croatia	76,7	74,9	1,9	2,5%	122,9	119,0	3,9	3,2%
Norway	63,5	67,9	-4,4	-6,5%	74,3	63,8	10,5	16,5%
Ireland	71,8	64,6	7,1	11,0%	92,3	57,4	34,9	60,8%
Bulgaria	68,1	61,6	6,5	10,5%	75,2	66,4	8,8	13,3%
Latvia	11,5	60,0	-48,4	-80,7%	20,1	50,9	-30,8	-60,5%
Denmark	53,5	55,9	-2,5	-4,4%	71,1	55,9	15,2	27,2%
Romania	50,7	55,9	-5,2	-9,3%	58,0	62,0	-4,0	-6,4%
Lithuania	11,7	55,4	-43,7	-78,8%	19,9	47,2	-27,3	-57,9%
Slovenia	49,4	48,9	0,5	1,1%	73,7	70,7	3,0	4,2%
Slovakia	43,8	48,7	-4,9	-10,0%	55,7	55,1	0,6	1,2%
Lisbon FIR	40,5	43,9	-3,4	-7,8%	59,2	48,8	10,4	21,3%

TRAFFIC PER STATE – DECEMBER 2022

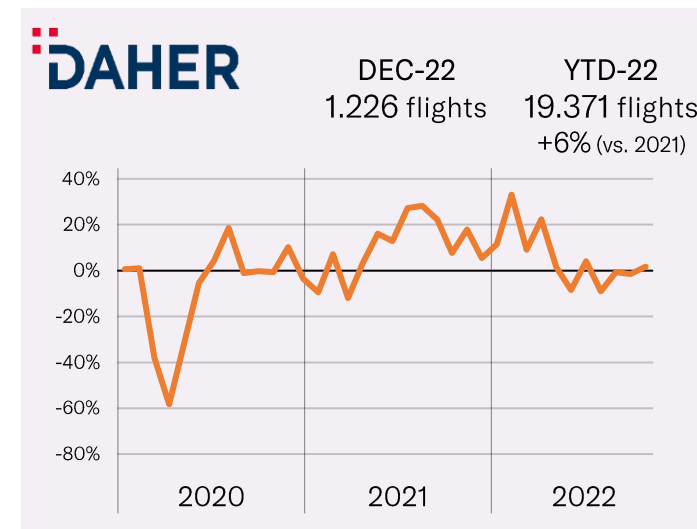
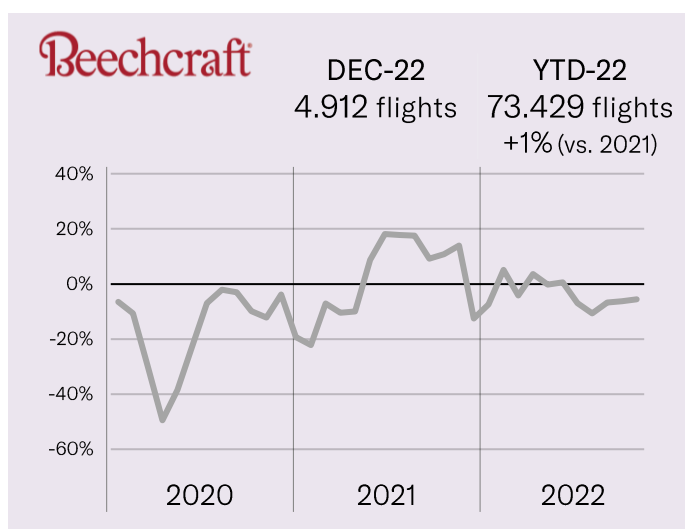
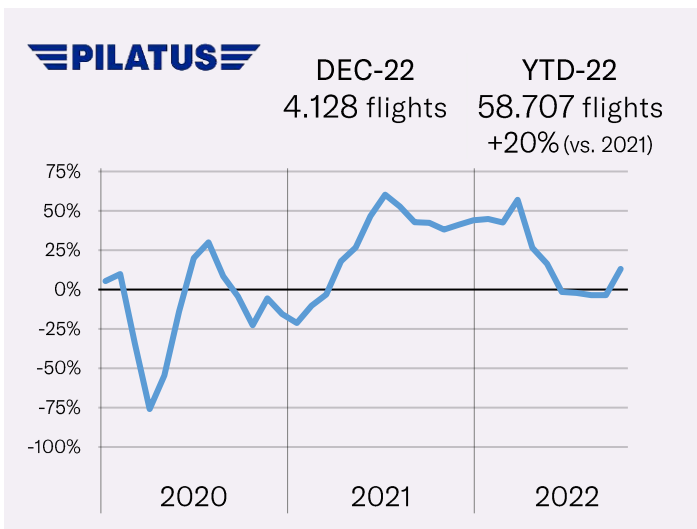
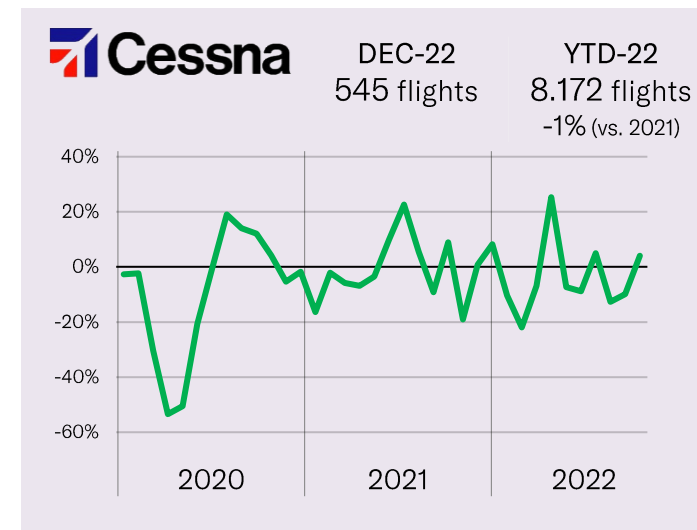
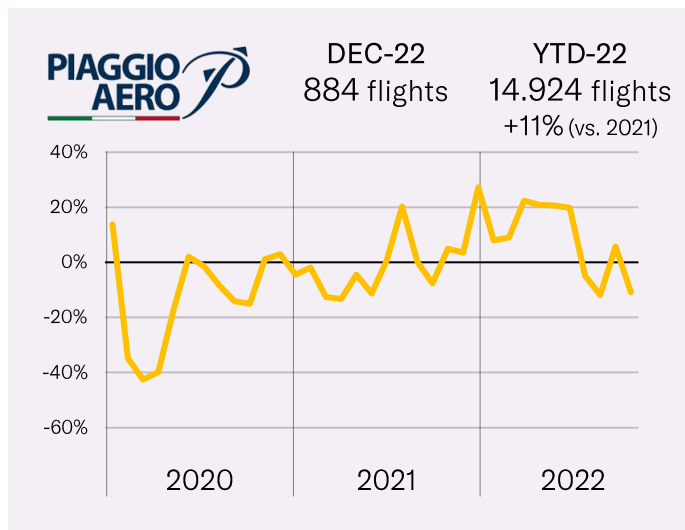
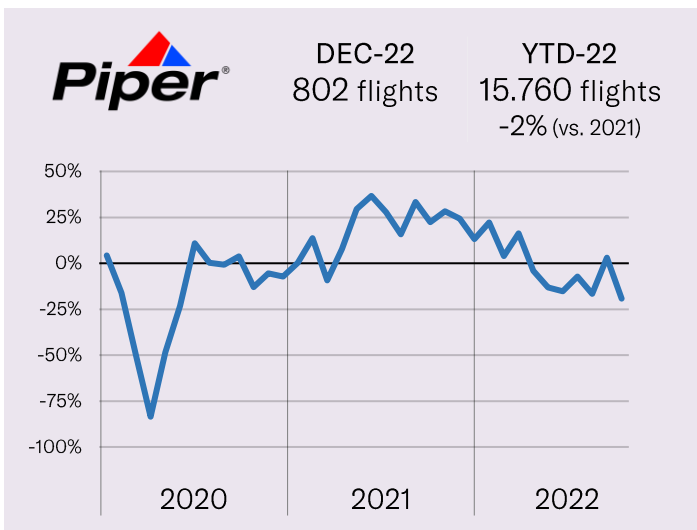
AVERAGE DAILY BUSINESS AVIATION FLIGHTS – PART 3



STATE	MONTH CURRENT YEAR	MONTH PREVIOUS YEAR	MONTH CHANGE	MONTH GROWTH	YTD CURRENT YEAR	YTD PREVIOUS YEAR	YTD CHANGE	YTD GROWTH
Cyprus	44,0	42,3	1,7	4,0%	53,4	53,0	0,4	0,8%
Bosnia and Herzegovina	42,2	37,7	4,5	12,0%	59,7	55,8	3,9	7,0%
Egypt	42,2	35,1	7,1	20,2%	37,4	30,8	6,5	21,1%
Finland	22,3	32,4	-10,1	-31,2%	23,1	23,6	-0,5	-2,1%
Morocco	40,2	31,4	8,8	28,1%	38,4	26,8	11,6	43,1%
Belarus	0,9	20,7	-19,8	-95,5%	3,9	32,5	-28,7	-88,1%
Malta	18,3	20,4	-2,1	-10,3%	20,3	21,9	-1,6	-7,3%
Estonia	8,6	20,2	-11,6	-57,4%	11,9	19,8	-7,9	-40,0%
Spain-Canaries	17,9	20,1	-2,2	-10,8%	18,1	14,2	3,9	27,1%
Albania	21,3	19,3	2,1	10,7%	35,8	32,5	3,3	10,1%
Santa Maria FIR	18,7	18,7	0,0	-0,2%	18,4	14,6	3,8	26,0%
Azerbaijan	17,9	18,3	-0,4	-1,9%	20,0	15,7	4,3	27,1%
North Macedonia	16,8	17,2	-0,4	-2,4%	28,2	31,3	-3,0	-9,7%
Iceland	12,9	15,4	-2,5	-16,2%	19,7	14,3	5,4	38,0%
Israel	23,0	15,0	7,9	52,8%	28,6	22,3	6,3	28,2%
Ukraine	0,2	12,8	-12,6	-98,7%	6,3	51,3	-45,0	-87,7%
Georgia	11,4	9,1	2,2	24,4%	13,7	10,9	2,8	25,8%
Tunisia	10,0	9,0	1,0	11,2%	8,4	8,7	-0,3	-3,2%
Moldova	1,4	7,0	-5,6	-79,8%	2,8	9,0	-6,2	-69,4%
Libya	3,3	5,3	-2,0	-38,2%	4,1	5,3	-1,2	-22,2%
Armenia	6,5	4,0	2,5	62,6%	8,8	4,4	4,4	100,9%

TURBOPROPS OEMS – DECEMBER 2022

MONTHLY TRAFFIC & MONTHLY GROWTH (compared with Y-1)

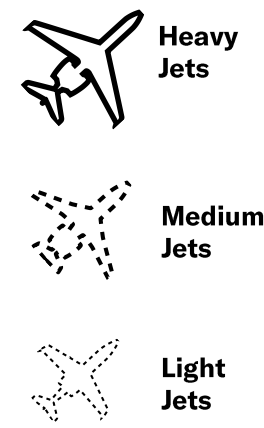
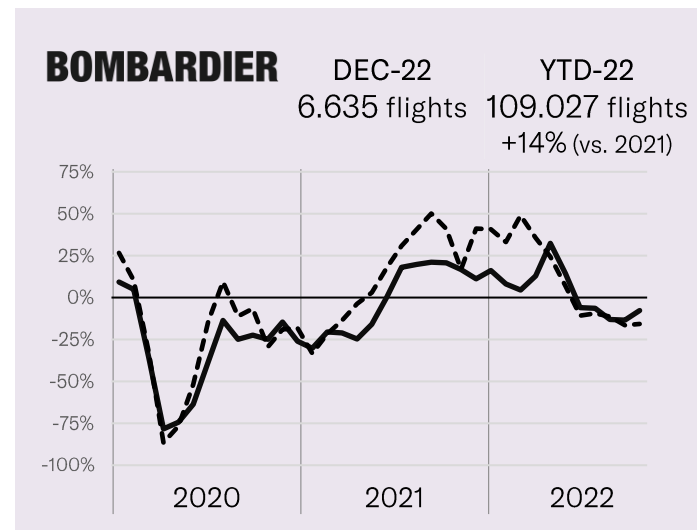
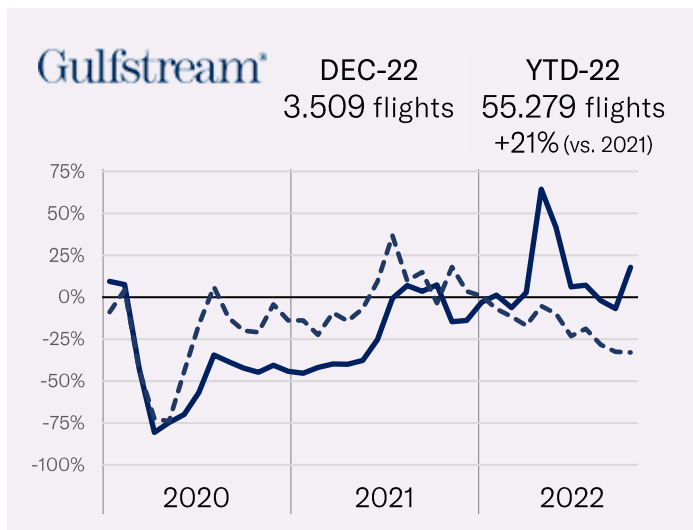
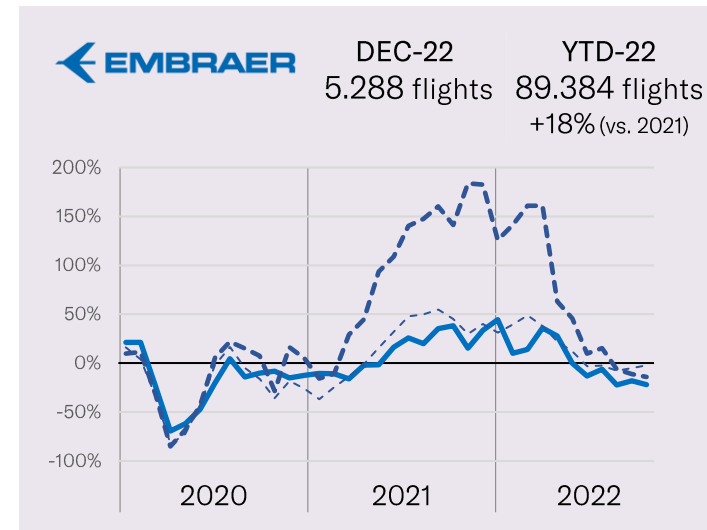
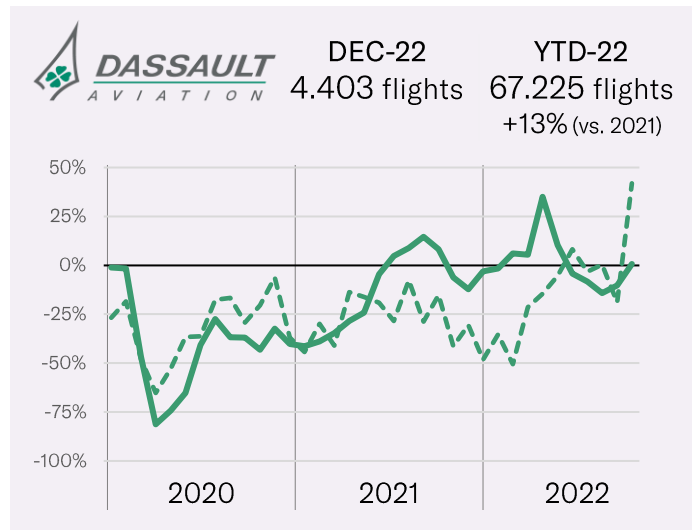
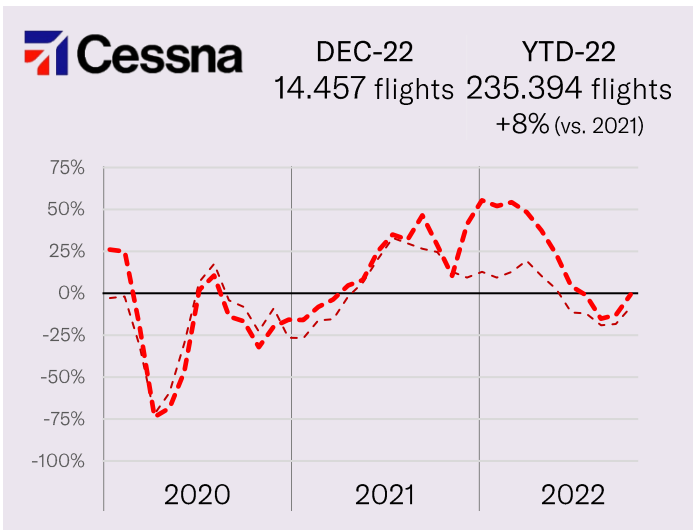


JET OEMS (1/2) – DECEMBER 2022

MONTHLY TRAFFIC & MONTHLY GROWTH (compared with Y-1)



EBAA TRAFFIC TRACKER - DECEMBER 2022


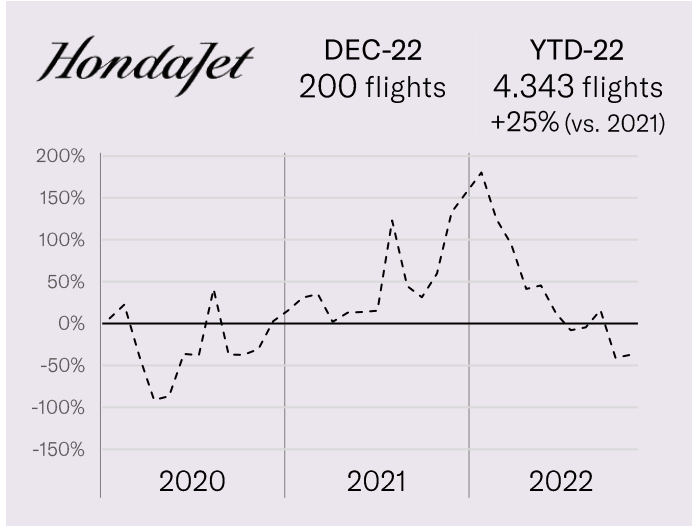
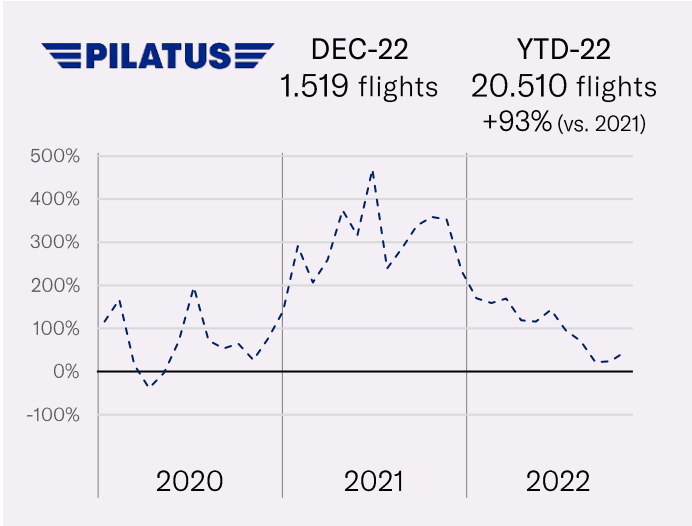
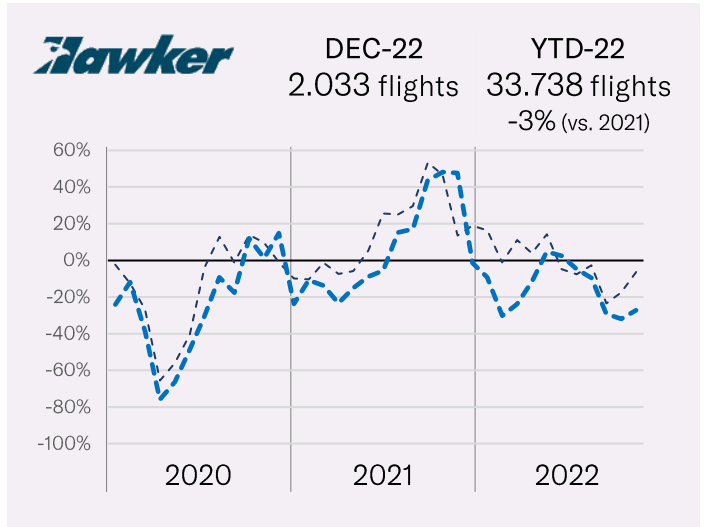
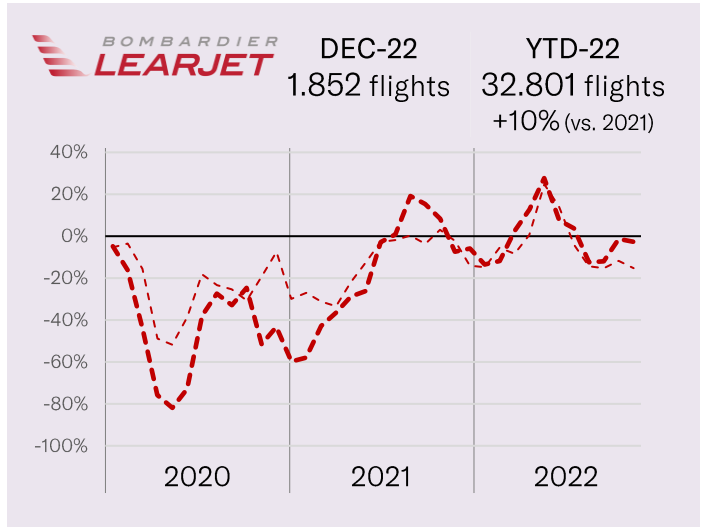


JET OEMS (2/2) – DECEMBER 2022

MONTHLY TRAFFIC & MONTHLY GROWTH (compared with Y-1)



EBAA TRAFFIC TRACKER - DECEMBER 2022



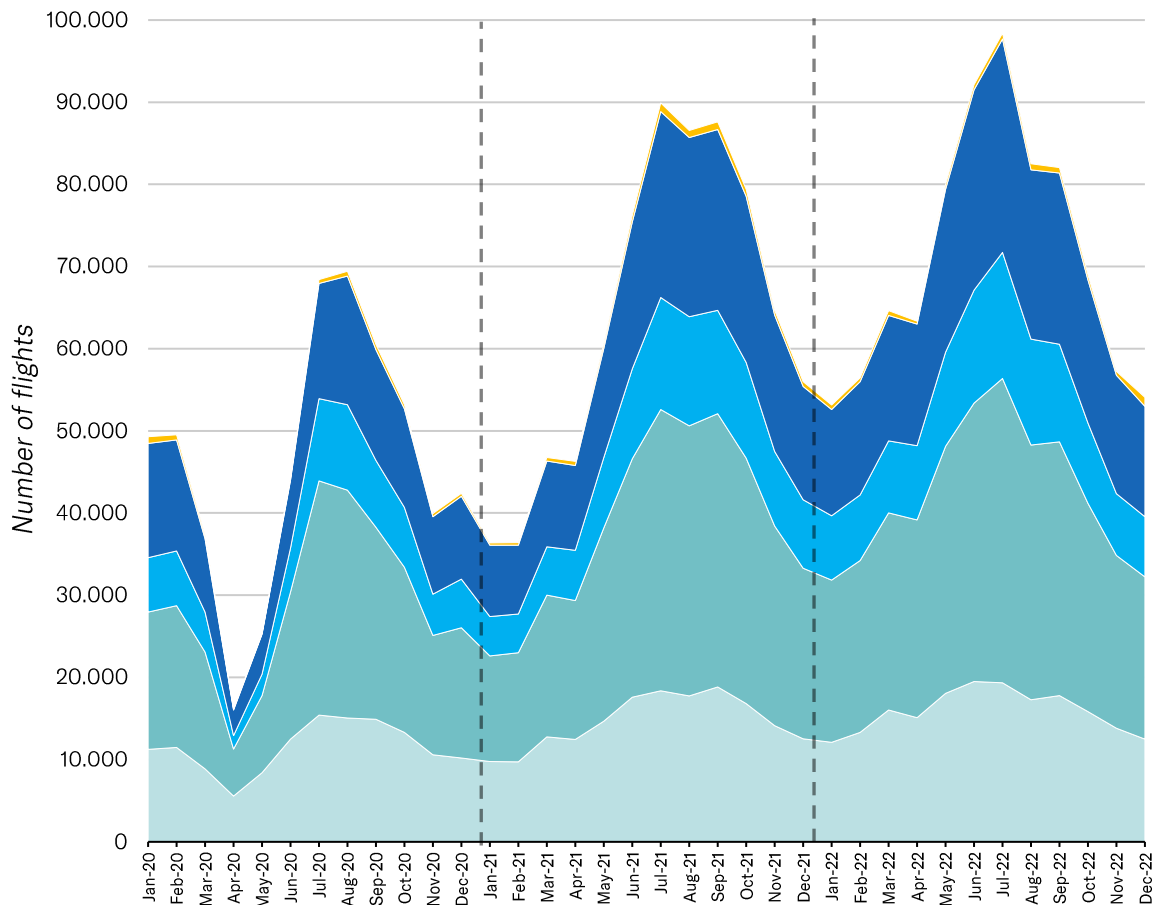
BUSINESS AVIATION AIRPLANES – DECEMBER 2022

MONTHLY TRAFFIC & MONTHLY GROWTH (compared with pre-Covid levels)



EBAA TRAFFIC TRACKER - DECEMBER 2022

Activity per aircraft segment



Bizliners



Heavy Jets



Medium Jets

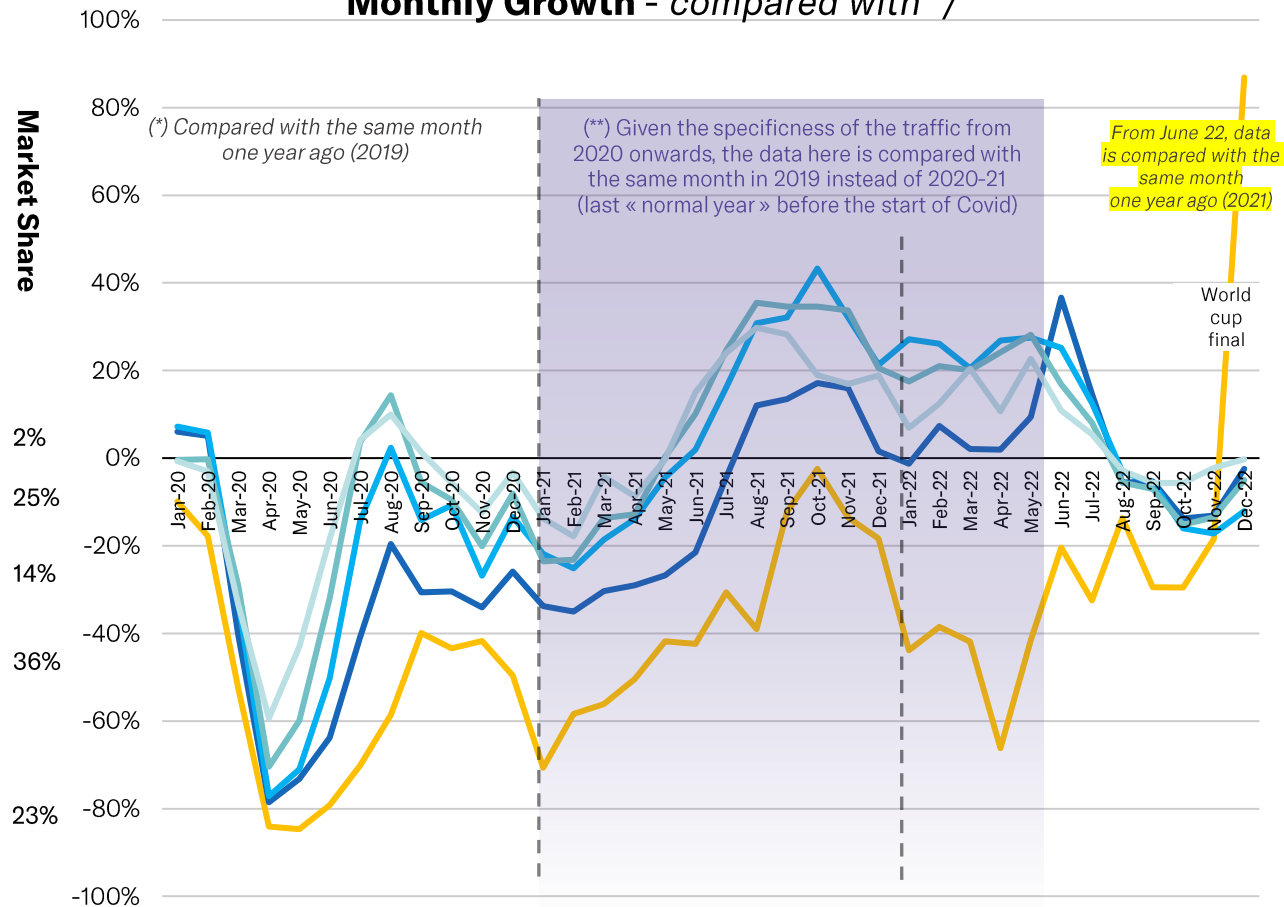


Light Jets



Turboprops

Monthly Growth - compared with */**



(*) Compared with the same month one year ago (2019)

(**) Given the specificity of the traffic from 2020 onwards, the data here is compared with the same month in 2019 instead of 2020-21 (last « normal year » before the start of Covid)

From June 22, data is compared with the same month one year ago (2021)

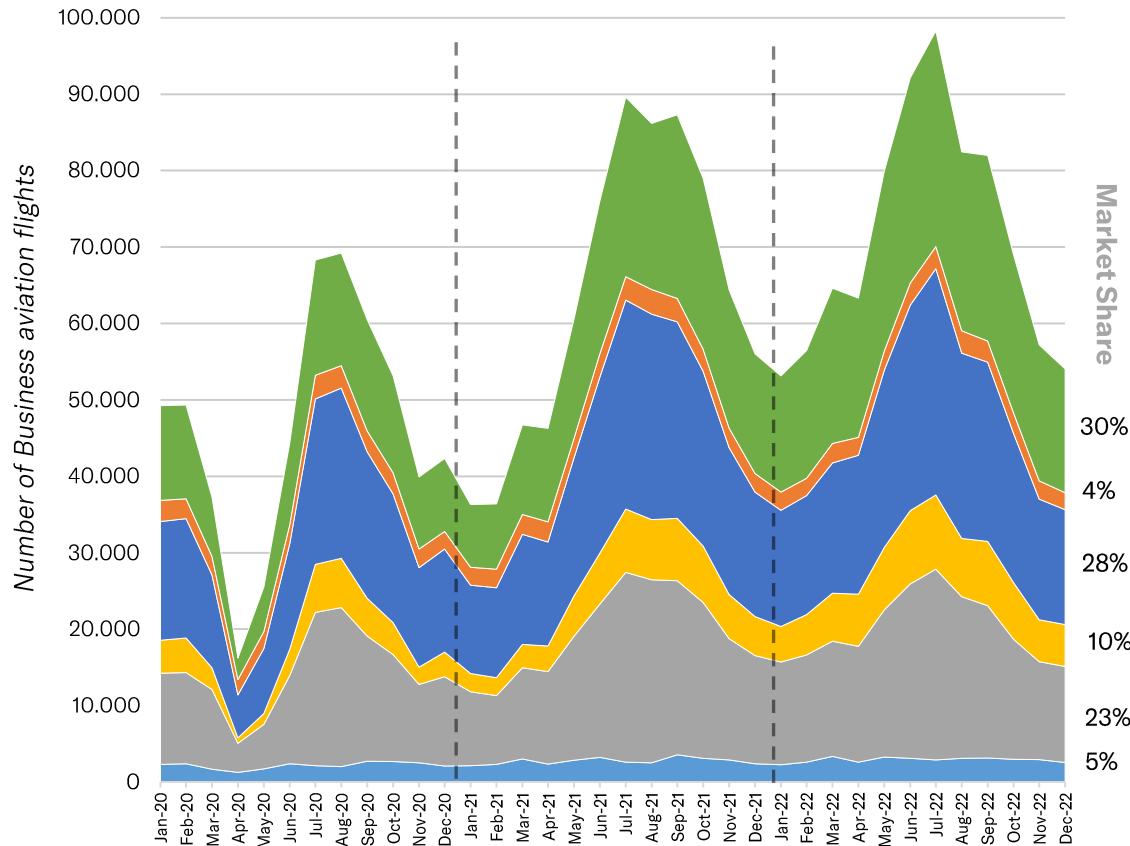
World cup final

BUSINESS AVIATION OPERATORS – DECEMBER 2022

MONTHLY TRAFFIC & MONTHLY GROWTH (compared with pre-Covid levels)



Activity in per operator main type



Private Ownership



Ambulance



Fractional Ownership



Aircraft Management

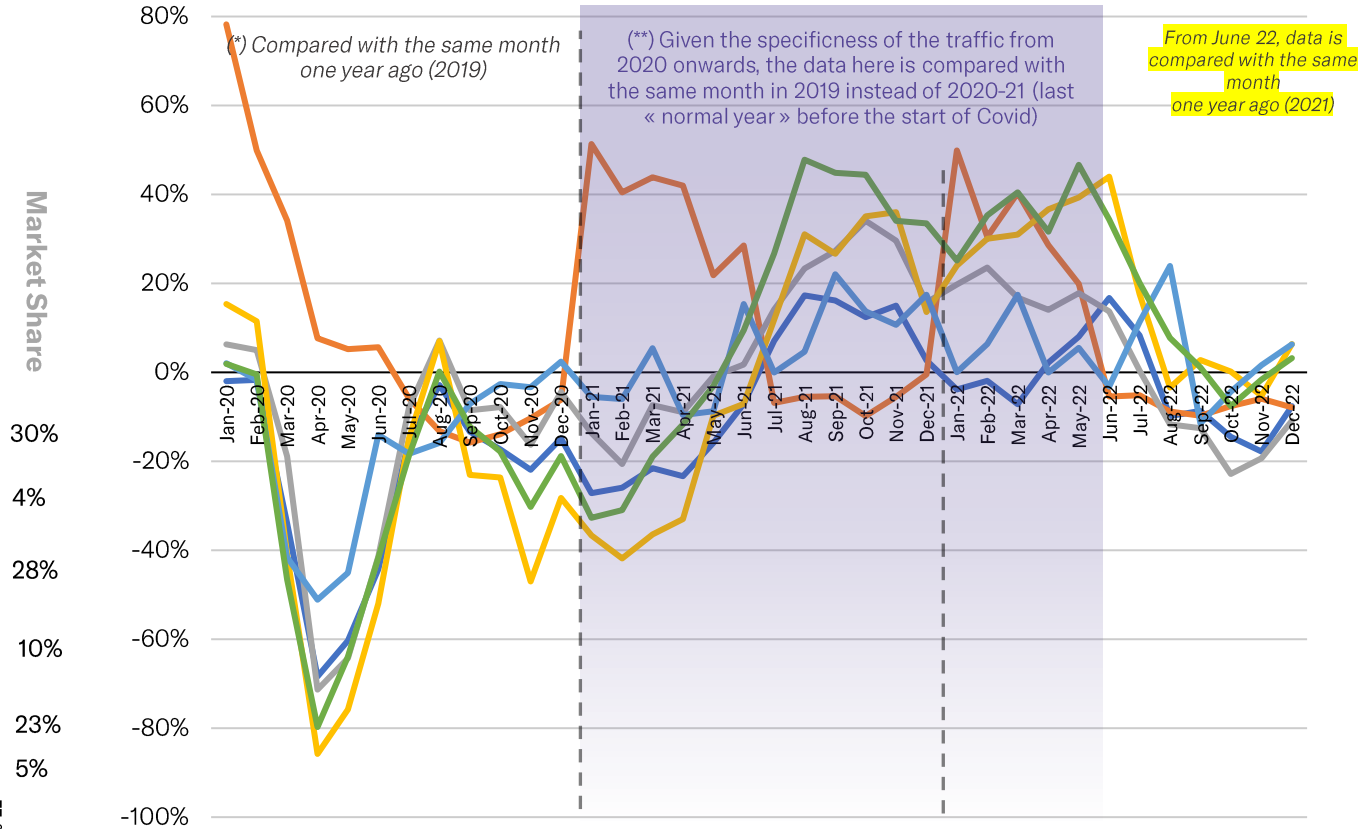


Branded Charter



Government

Monthly Growth - compared with */**



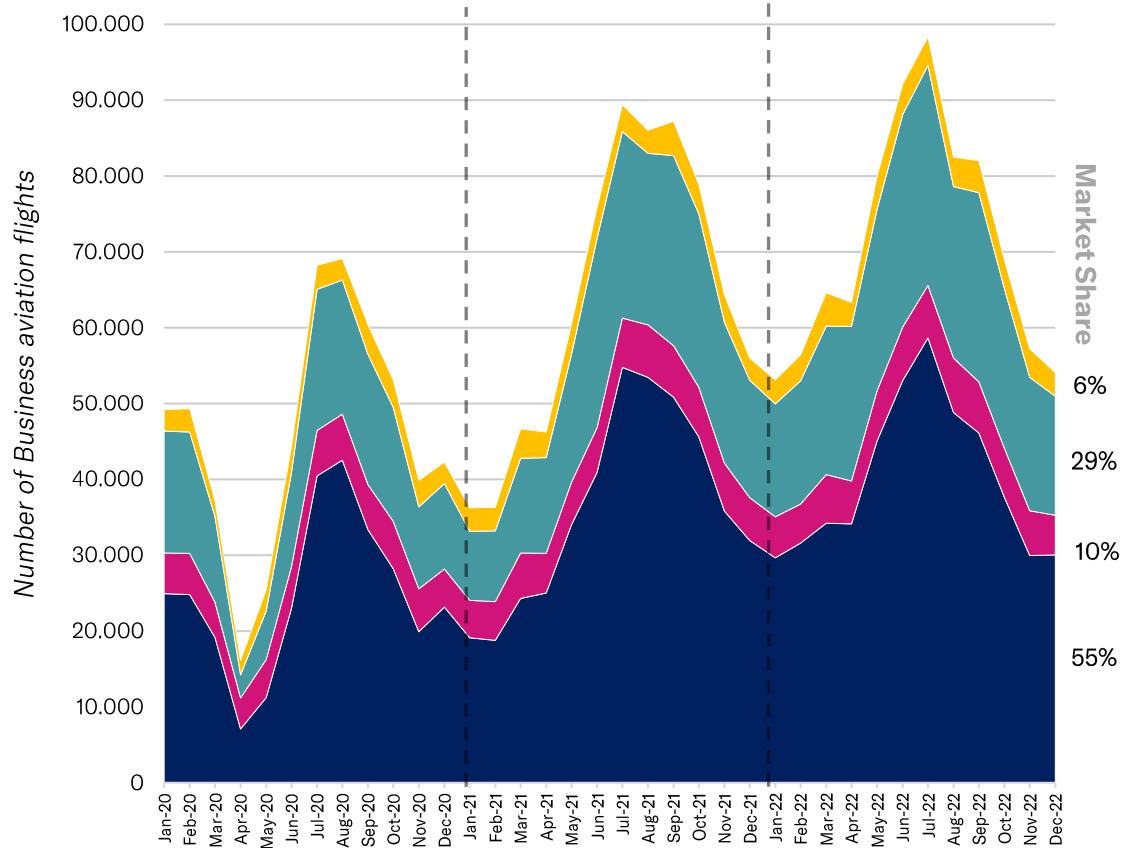
BUSINESS AVIATION MISSIONS – DECEMBER 2022

MONTHLY TRAFFIC & MONTHLY GROWTH (compared with pre-Covid levels)

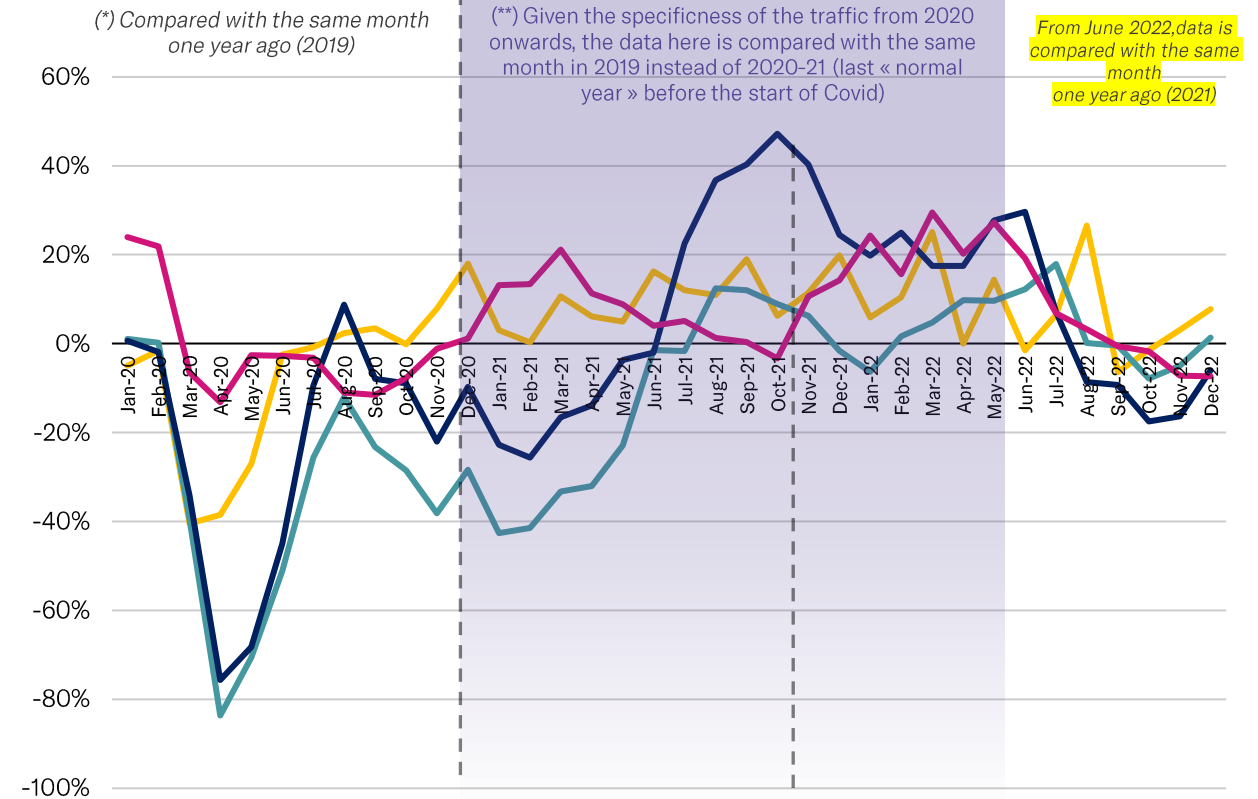


EBAA TRAFFIC TRACKER - DECEMBER 2022

Activity in per mission type



Monthly Growth - compared with */**



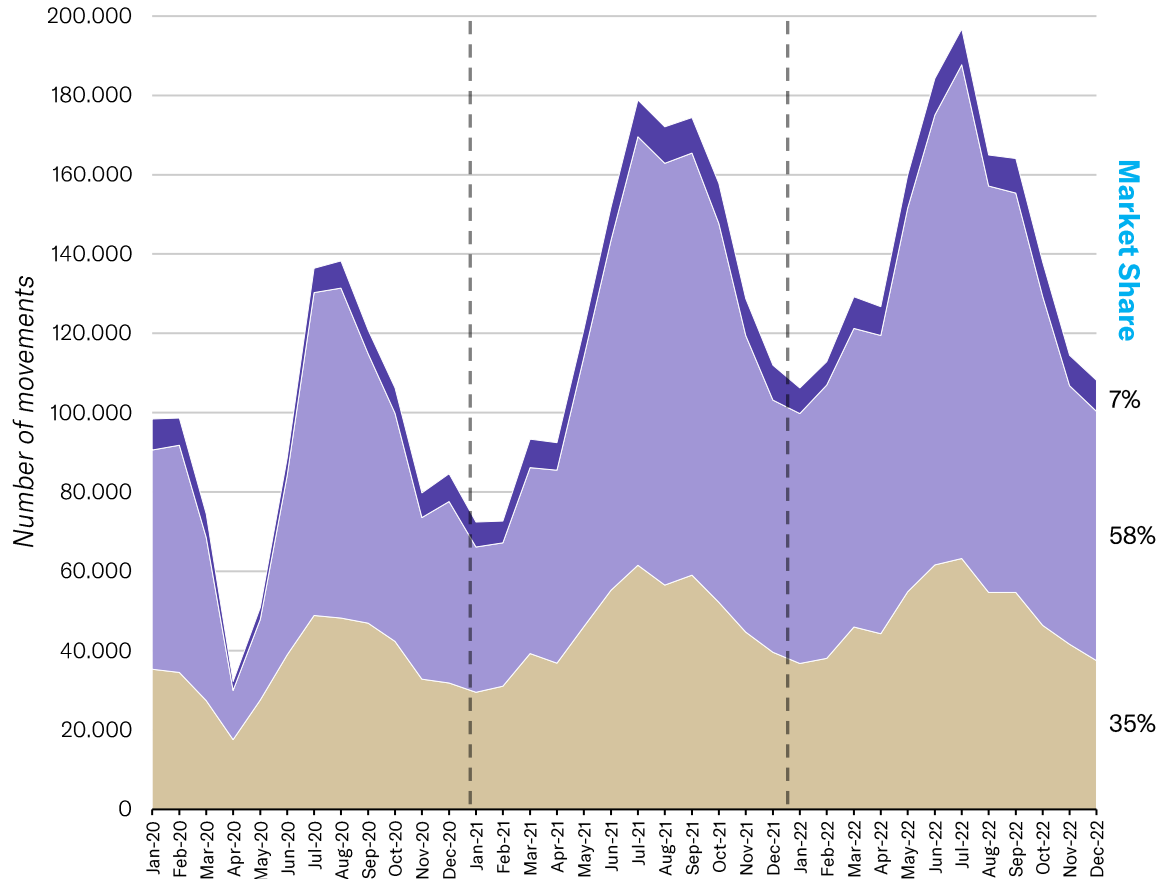
BUSINESS AVIATION ORIGINS & DESTINATIONS – DECEMBER 2022

MONTHLY TRAFFIC & MONTHLY GROWTH (compared with pre-Covid levels)



EBAA TRAFFIC TRACKER - DECEMBER 2022

Activity per Origin-Destination



Extra-Europe

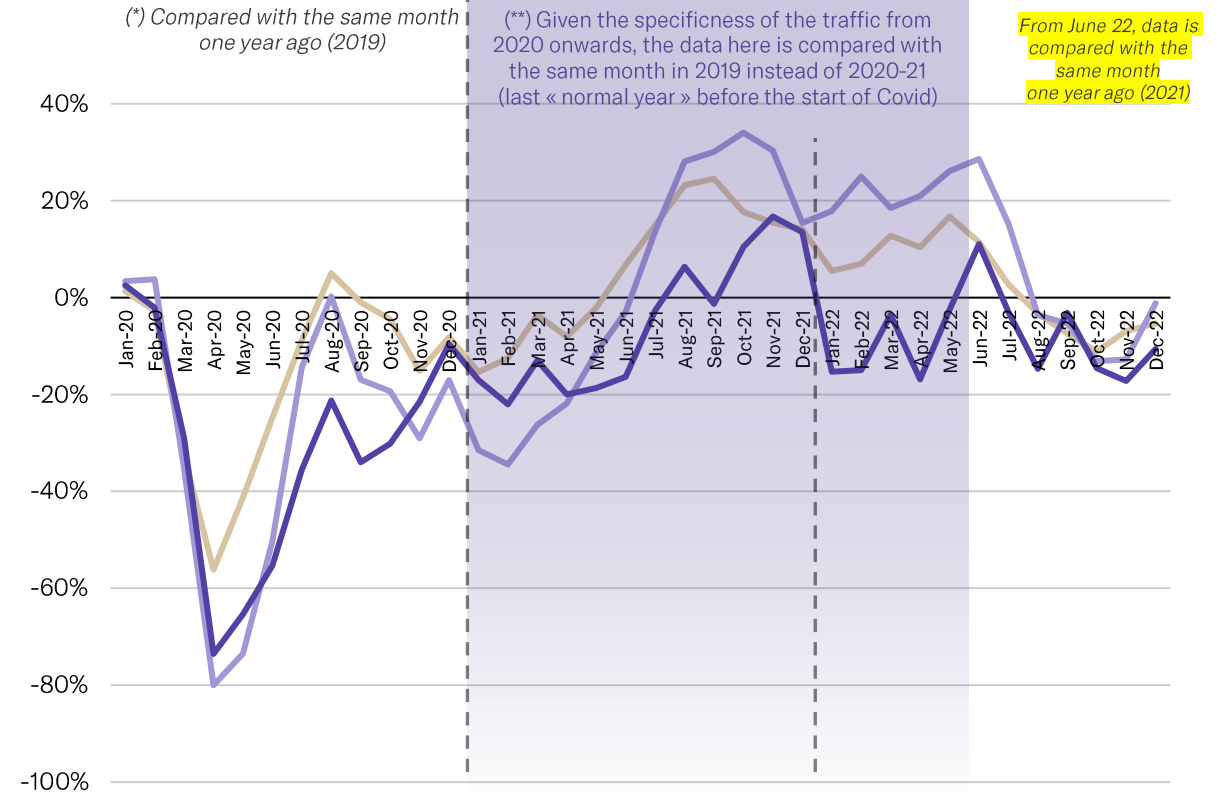


Intra-Europe



Domestic

Monthly Growth - compared with */**



(*) Compared with the same month one year ago (2019)

(**) Given the specificity of the traffic from 2020 onwards, the data here is compared with the same month in 2019 instead of 2020-21 (last « normal year » before the start of Covid)

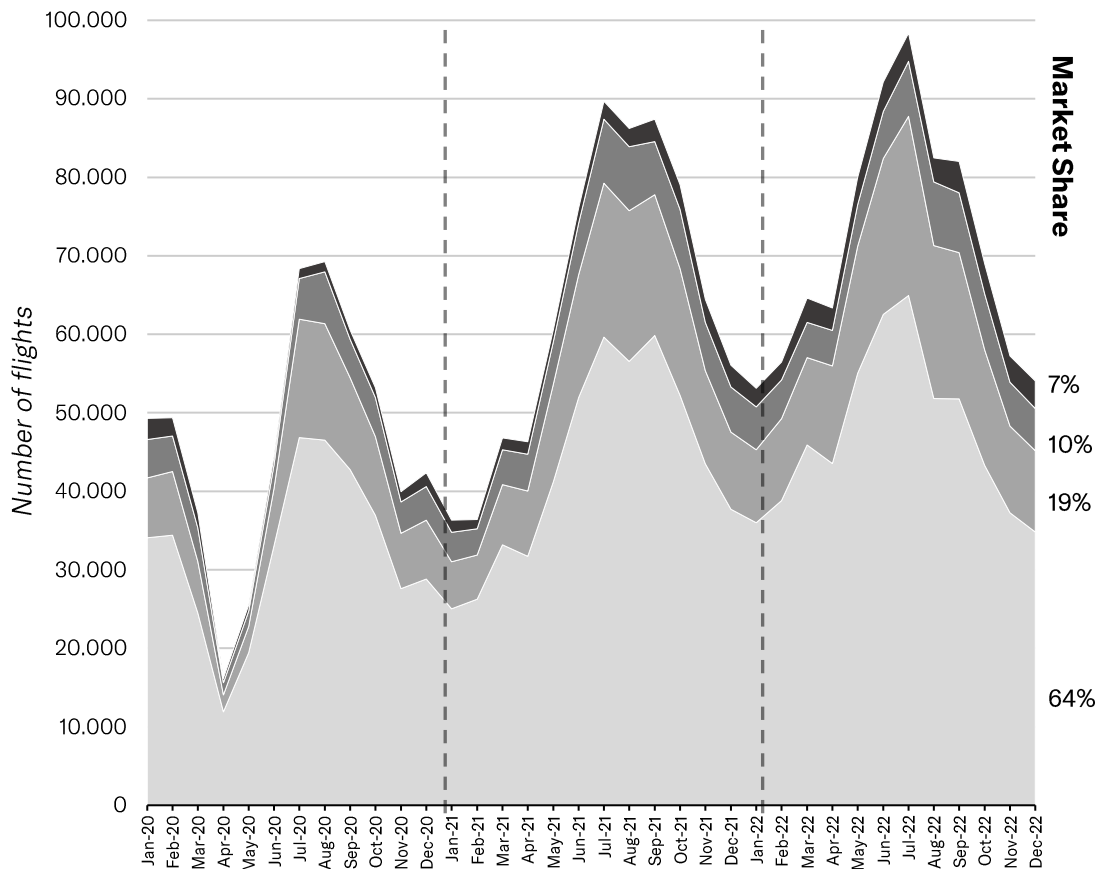
From June 22, data is compared with the same month one year ago (2021)

BUSINESS AVIATION FLIGHT SECTOR – DECEMBER 2022

MONTHLY TRAFFIC & MONTHLY GROWTH (compared with pre-Covid levels)



Activity per flight sector



Short Haul
(below 500nm / 1000km)



Short Haul
(below 1000nm / 2000km)

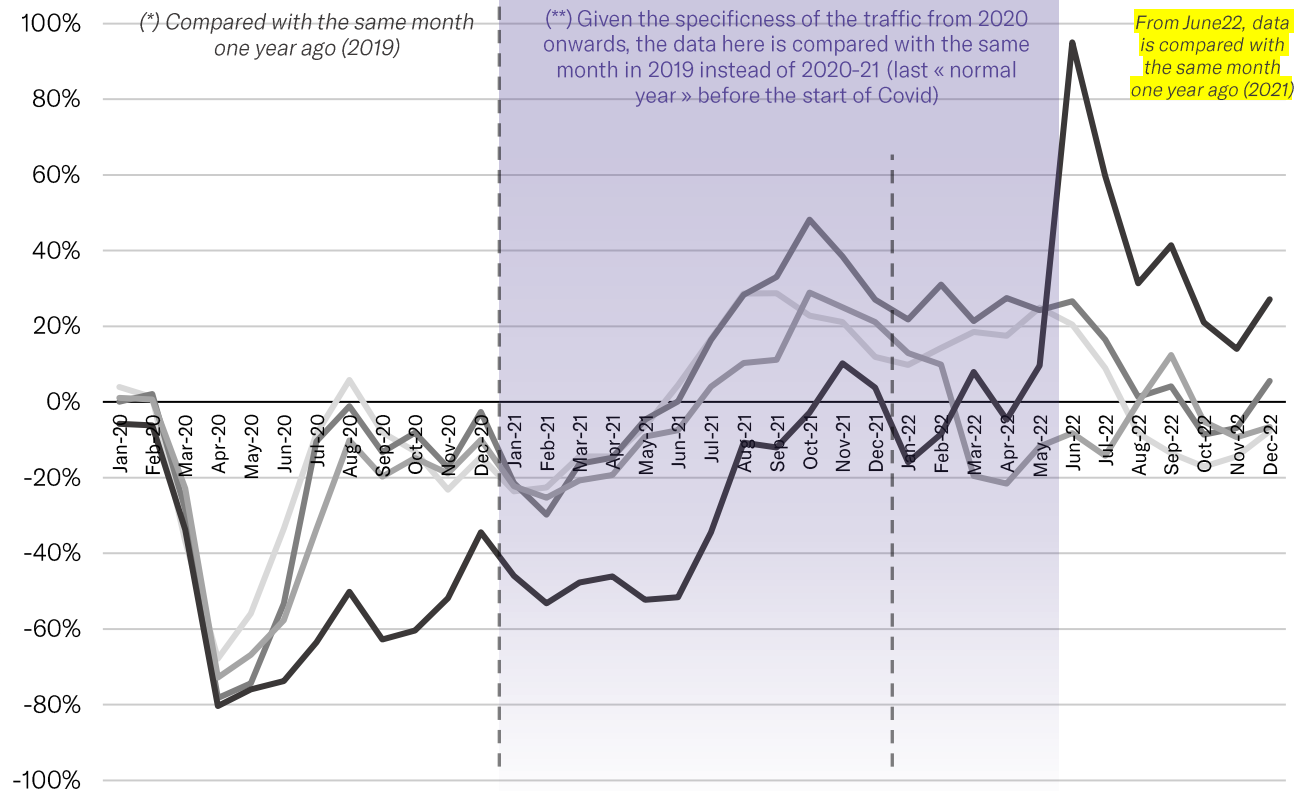


Medium Haul
(below 2500nm / 4700km)



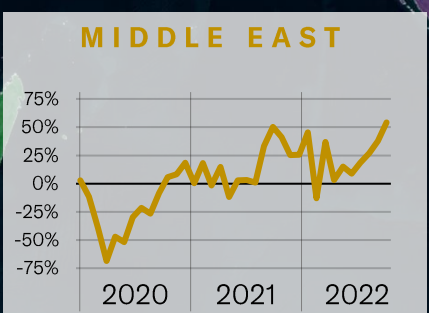
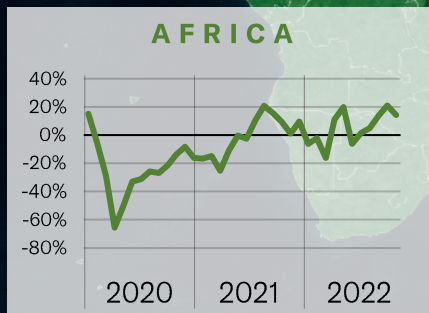
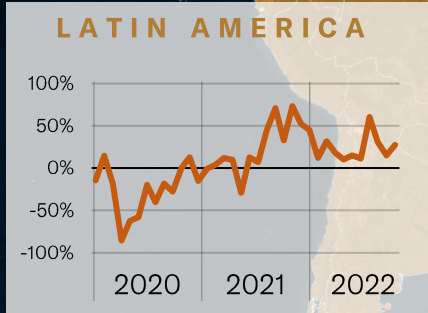
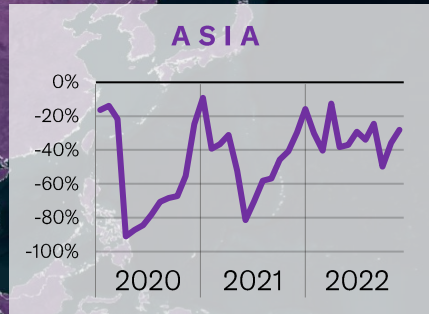
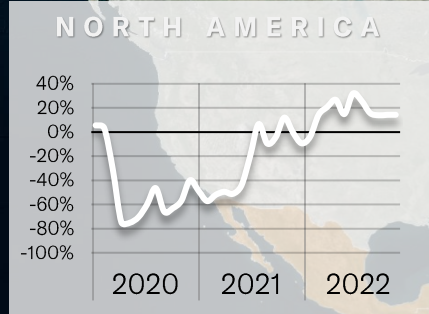
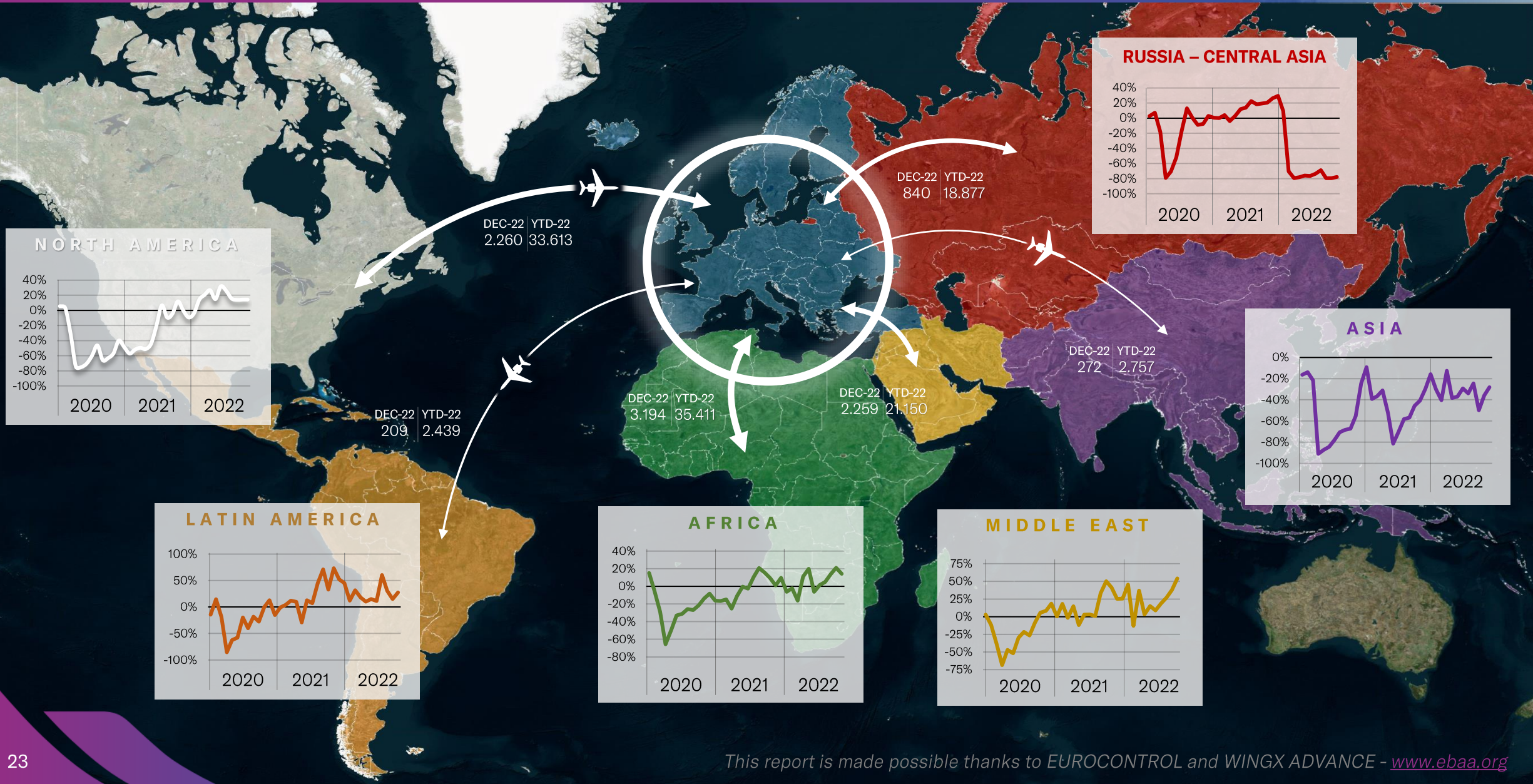
Long Haul
(above 2500nm / 4700km)

Monthly Growth - compared with */**



EUROPEAN BUSINESS AVIATION INTERCONTINENTAL CONNECTIONS – DECEMBER 2022

MONTHLY TRAFFIC & MONTHLY GROWTH (compared with pre-Covid levels)



BUSINESS AVIATION VS. AIRLINES

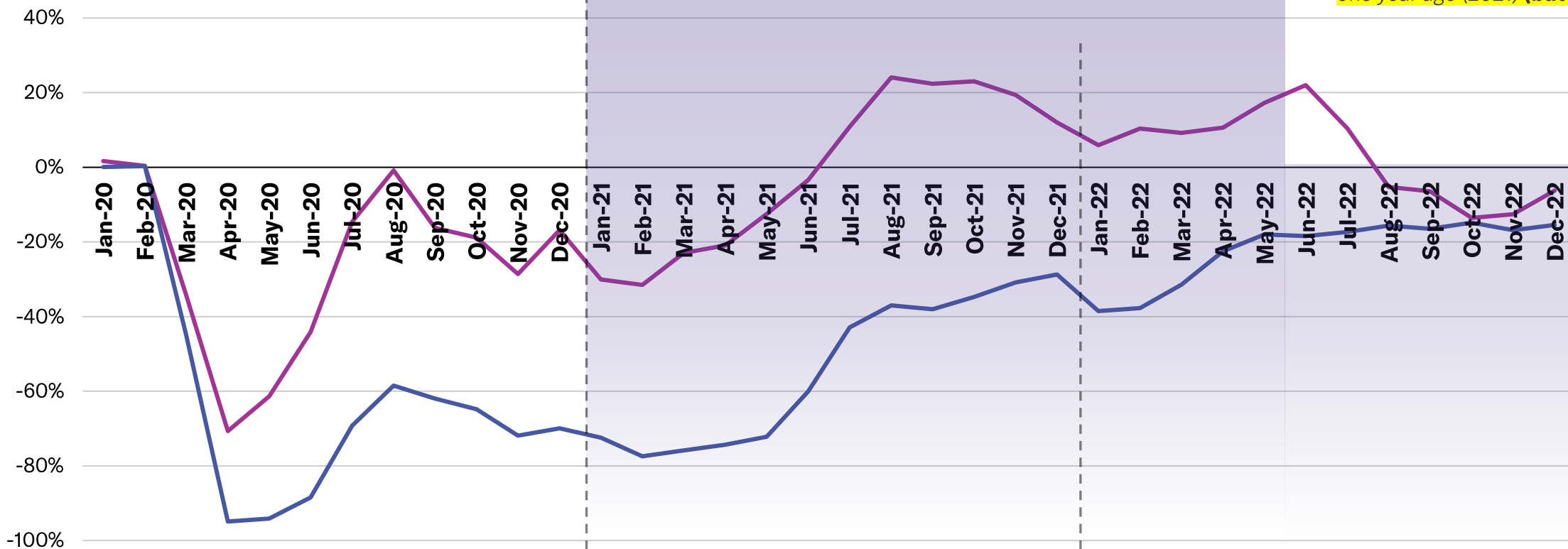
MONTHLY TRAFFIC GROWTH



Compared with the same month one year ago (2019)

Given the specificity of the traffic from 2020 onwards, the data here is compared with the same month in 2019 instead of 2020- early 21 (last « normal year » before the start of Covid)

From June 22, data is compared with the same month one year ago (2021) **(but only bizAv)**



BUSINESS AVIATION



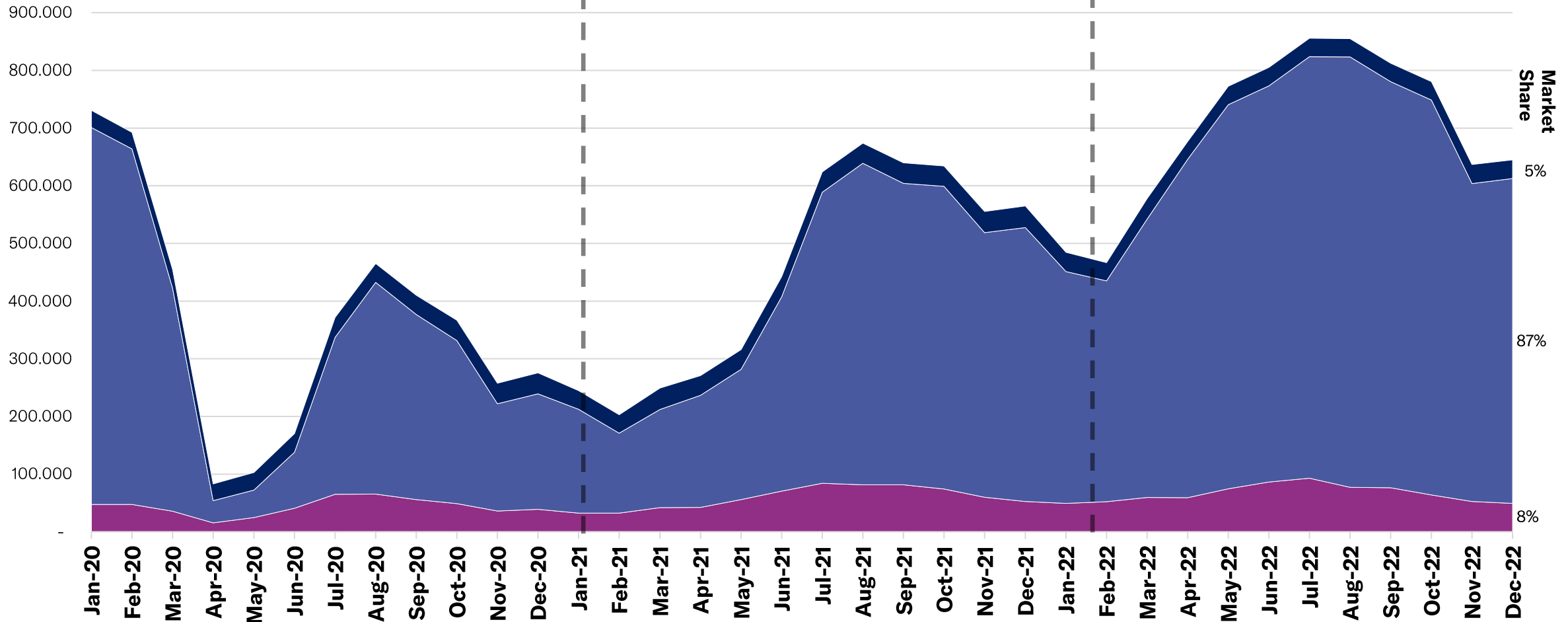
AIRLINES
Main Lines, Low Cost Airlines, Regional Airlines

BUSINESS AVIATION VS. AIRLINES & CARGO

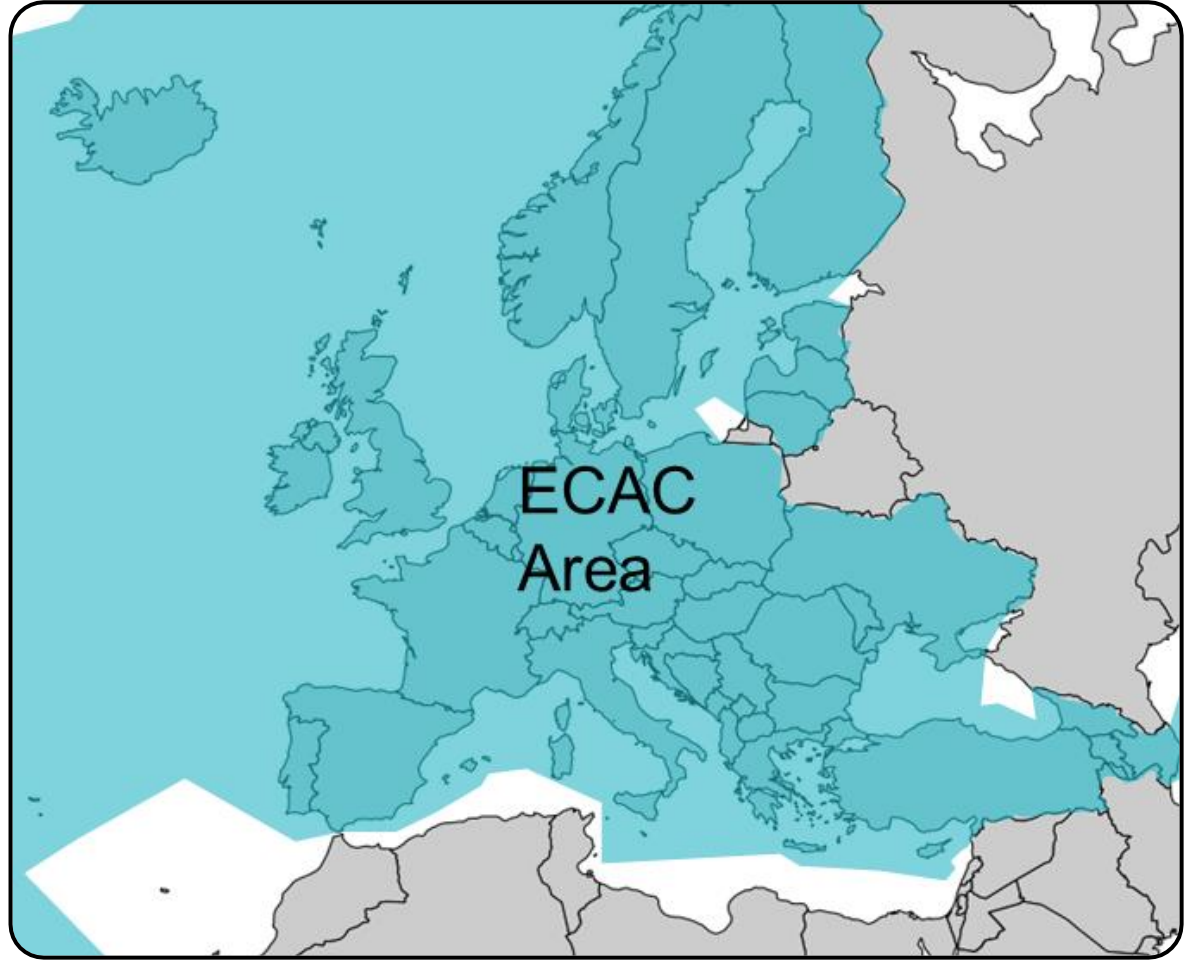
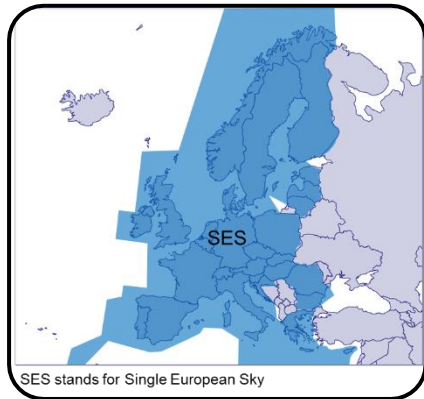
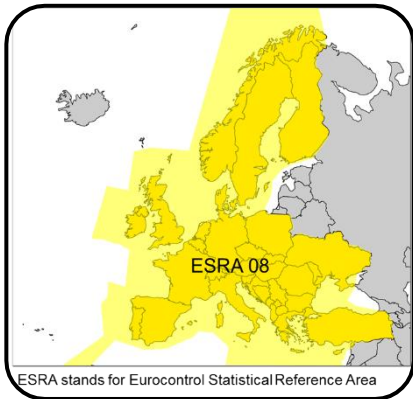
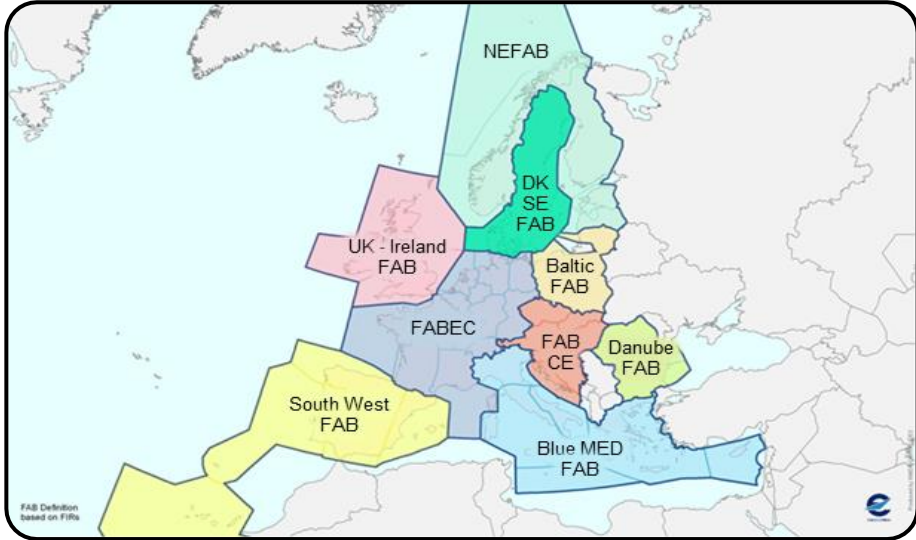
MONTHLY TRAFFIC MARKET SHARE



EBAA TRAFFIC TRACKER - DECEMBER 2022



AREAS



ECAC stands for European Civil Aviation Conference

The « Business Aviation » segment is defined by Eurocontrol as follows :

A318	Airbus A318	Airbus	Bizliner	flight type G only
A319	Airbus A319	Airbus	Bizliner	flight type G only
A320	Airbus A320	Airbus	Bizliner	flight type G only
ASTR	Gulfstream G100	Gulfstream	Midsize Jet	
B350	King Air 350	Hawker Beechcraft	Turboprop	flight type G and N only
B737	Boeing 737-700	Boeing	Bizliner	flight type G only
B738	Boeing 737-800	Boeing	Bizliner	flight type G only
B739	Boeing 737-900	Boeing	Bizliner	flight type G only
B748	Boeing 747-8I	Boeing	Bizliner	flight type G only
B77L	Boeing 777-200 Freighter	Boeing	Bizliner	flight type G only
B77W	Boeing 777-300ER	Boeing	Bizliner	flight type G only
B788	Boeing 787-8	Boeing	Bizliner	flight type G only
B789	Boeing 787-9	Boeing	Bizliner	flight type G only
BE10	KingAir 100	Hawker Beechcraft	Turboprop	
BE20	King Air 200	Hawker Beechcraft	Turboprop	
BE30	Super King Air 300	Hawker Beechcraft	Turboprop	
BE40	Hawker Beechjet 400	Hawker Beechcraft	Light Jet	
BE90	King Air 90	Hawker Beechcraft	Turboprop	
BE9L	King Air 90	Hawker Beechcraft	Turboprop	
BE9T	KingAir90	Hawker Beechcraft	Turboprop	
C208	Cessna 208 Caravan	Cessna	Turboprop	
C25A	Cessna Citation CJ2	Cessna	Light Jet	
C25B	Cessna Citation CJ3	Cessna	Light Jet	
C25C	Cessna Citation CJ4	Cessna	Light Jet	
C25M	Cessna M2	Cessna	Light Jet	
C425	Cessna Corsair	Cessna	Turboprop	
C441	Cessna Conquest	Cessna	Turboprop	
C500	Cessna Citation I	Cessna	Light Jet	
C501	Cessna Citation ISP	Cessna	Light Jet	
C510	Cessna Citation Mustang	Cessna	Light Jet	
C525	Cessna Citation CJ1	Cessna	Light Jet	
C550	Cessna Citation II	Cessna	Light Jet	
C551	Cessna Citation IISP	Cessna	Light Jet	
C55B	Cessna Citation Bravo	Cessna	Light Jet	
C560	Cessna Citation V	Cessna	Light Jet	
C56X	Cessna Citation Excel / XLS	Cessna	Light Jet	

C650	Cessna Citation III	Cessna	Midsize Jet	
C680	Citation Sovereign	Cessna	Midsize Jet	
C750	Cessna Citation X	Cessna	Midsize Jet	
CL30	Challenger 300 series	Bombardier	Midsize Jet	
CL35	Challenger 350	Bombardier	Midsize Jet	
CL60	Challenger 600 series	Bombardier	Heavy Jet	
CRJ2	Challenger 800-850	Bombardier	Heavy Jet	flight type G only
E135	Embraer RJ135	Embraer	Heavy Jet	flight type G only
E145	Embraer RJ145	Embraer	Heavy Jet	flight type G only
E190	Embraer 190	Embraer	Bizliner	flight type G only
E35L	Legacy 600 series	Embraer	Heavy Jet	
E50P	Embraer Phenom 100	Embraer	Light Jet	
E545	Legacy 450 / Praetor 500	Embraer	Midsize Jet	
E550	Embraer Legacy 500	Embraer	Midsize Jet	
E55P	Embraer Phenom 300	Embraer	Light Jet	flight type G and N only
E75L	Embraer RJ175	Embraer	Bizliner	flight type G only
EA50	Eclipse 500	Eclipse	Light Jet	
F2TH	Dassault Falcon 2000	Dassault	Heavy Jet	
F900	Dassault Falcon 900	Dassault	Heavy Jet	
FA10	Dassault Falcon 10/100	Dassault	Light Jet	
FA20	Dassault Falcon 20/200	Dassault	Midsize Jet	
FA50	Dassault Falcon 50	Dassault	Midsize Jet	
FA7X	Dassault Falcon 7X	Dassault	Heavy Jet	
FA8X	Dassault Falcon 8X	Dassault	Heavy Jet	
G150	Gulfstream G150	Gulfstream	Midsize Jet	
G280	Gulfstream G280	Gulfstream	Midsize Jet	
GA5C	Gulfstream G500/550	Gulfstream	Heavy Jet	
GA6C	Gulfstream G600/650	Gulfstream	Heavy Jet	
GALX	Gulfstream G200	Gulfstream	Midsize Jet	
GL5T	Global 5000	Bombardier	Heavy Jet	
GL6T	Global 6000	Bombardier	Heavy Jet	
GLEX	Global Express / 6000	Bombardier	Heavy Jet	
GLF2	Gulfstream 2	Gulfstream	Heavy Jet	
GLF3	Gulfstream 3	Gulfstream	Heavy Jet	
GLF4	Gulfstream G300/450	Gulfstream	Heavy Jet	
GLF5	Gulfstream G500/550	Gulfstream	Heavy Jet	

GLF6	Gulfstream G600/650	Gulfstream	Heavy Jet	flight type G and N only
H25B	Hawker 700-900	Hawker Beechcraft	Midsize Jet	
H25C	British Aerospace 125-1000	British Aerospace	Light Jet	
HA4T	Hawker 4000	Hawker Beechcraft	Midsize Jet	
HDJT	HondaJet	Honda	Light Jet	
HF20	Hansa Jet	Hamburger Flugzeugbau	Light Jet	
LJ23	Learjet 23	Bombardier	Light Jet	
LJ24	Learjet 24	Bombardier	Light Jet	
LJ25	Learjet 25	Bombardier	Light Jet	
LJ28	Learjet 28	Bombardier	Light Jet	
LJ31	Learjet 31	Bombardier	Light Jet	
LJ35	Learjet 35	Bombardier	Light Jet	
LJ40	Learjet 40	Bombardier	Light Jet	
LJ45	Learjet 45	Bombardier	Light Jet	
LJ55	Learjet 55	Bombardier	Midsize Jet	
LJ60	Learjet 60	Bombardier	Midsize Jet	
LJ70	Learjet 70	Bombardier	Midsize Jet	
LJ75	Learjet 75	Bombardier	Midsize Jet	
P180	Piaggio P180 Avanti	Piaggio Aerospace	Turboprop	
PAY2	Piper Cheyenne 2	Piper Aircraft	Turboprop	
PAY3	Piper Cheyenne 3	Piper Aircraft	Turboprop	
PAY4	Piper Cheyenne 400	Piper Aircraft	Turboprop	
PC12	Pilatus PC-12	Pilatus	Turboprop	
PC24	Pilatus PC24	Pilatus	Light Jet	
PRM1	Premier 1	Hawker Beechcraft	Light Jet	
SBR1	Sabreliner	NA Rockwell	Light Jet	
SBR2	Sabreliner	NA Rockwell	Light Jet	
SJ30	Syberjet SJ30	SyberJet	Light Jet	
TBM7	Socata TBM 700	Daher-Socata	Turboprop	
TBM8	Socata TBM 850	Daher-Socata	Turboprop	
TBM9	Socata TBM 900 series	Daher-Socata	Turboprop	
WW23	1123 Westwind	IAI	Midsize Jet	
WW24	1124 Westwind	IAI	Midsize Jet	
EA50	Eclipse 500	Eclipse	Light Jet	

The list is permanently updated ...

DISCLAIMER

This report is provided by EBAA for information purposes only and no representation, warranties or other assurances, express or implied, are given as to the quality, accuracy, or completeness of the information contained in, or provided in connection with the report.

Recipients of this report must determine for themselves whether any matters referred to are suitable for their purposes. Neither EBAA nor any of their affiliates, agents, partners, representatives, consultants or any other company, firm or organisation involved in producing this report, nor any of their successors or assign or any employees, officer or director of any of them shall have any liability with respect to the use or reliance on the report by any person, irrespective of any negligence, omission or default, on the part of the foregoing persons.

Any reproduction or publication of this report, in whole or in part, is strictly forbidden without the written consent of EBAA. Please write to communications@ebaa.org for questions related to the use of this report.

For more information, please contact:

Square de Meeûs 37
BE - 1000 Brussels - Belgium

Phone: +32 2 318 28 00
Fax: +32 2 318 28 01

Follow us



@EUROPEANBUSINESSAVIATIONASSOCIATION



@EBAAORG



EUROPEAN BUSINESS AVIATION ASSOCIATION



@EUROPEAN_BUSINESS_AVIATION

www.ebaa.org

