

BUSINESS AVIATION TRAFFIC TRACKER EUROPE

FEBRUARY
2023



EUROPEAN BUSINESS AVIATION ASSOCIATION



DEPARTURES, ARRIVALS, INTERNALS AND OVERFLIGHTS (DAIO) REPORT

TOTAL BUSINESS AVIATION FLIGHTS



Business Aviation (ECAC Area)

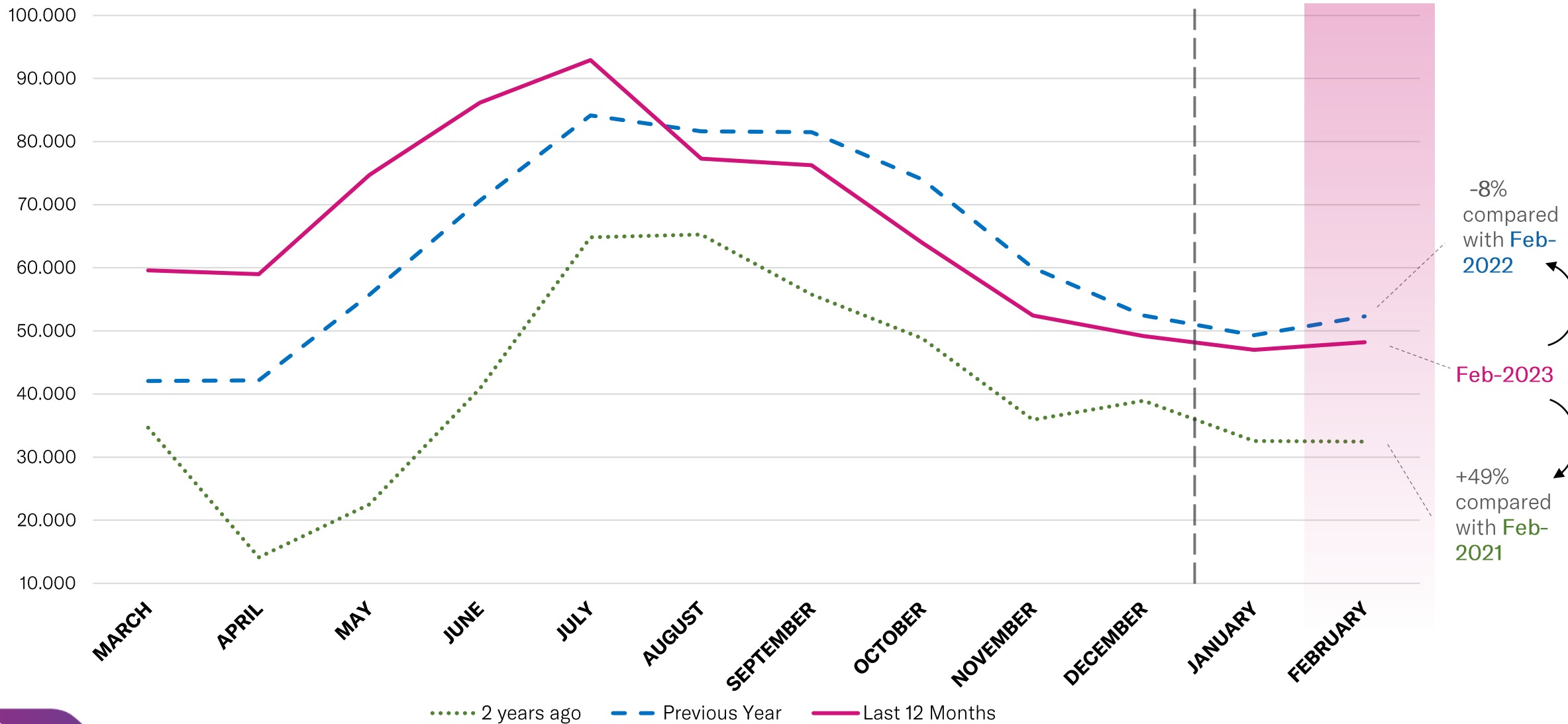
	ARRIVAL			DEPARTURE			INTERNAL			OVERFLIGHT			PREVIOUS YEAR	CURRENT YEAR	GROWTH
	Previous Year	Current Year	Growth	Previous Year	Current Year	Growth	Previous Year	Current Year	Growth	Previous Year	Current Year	Growth			
Mar 2022	2.954	3.418	15,7%	2.972	3.408	14,7%	35.233	52.131	48,0%	919	654	-28,8%	42.078	59.611	41,7%
Apr 2022	3.022	3.161	4,6%	2.916	3.046	4,5%	35.397	52.377	48,0%	838	417	-50,2%	42.173	59.001	39,9%
May 2022	3.289	3.767	14,5%	3.127	3.567	14,1%	48.700	66.925	37,4%	626	450	-28,1%	55.742	74.709	34,0%
Jun 2022	4.178	4.309	3,1%	3.974	4.027	1,3%	62.055	77.464	24,8%	432	352	-18,5%	70.639	86.152	22,0%
Jul 2022	4.743	4.269	-10,0%	4.634	4.293	-7,4%	74.319	84.058	13,1%	448	291	-35,0%	84.144	92.911	10,4%
Aug 2022	4.718	3.694	-21,7%	4.632	3.742	-19,2%	71.821	69.593	-3,1%	460	269	-41,5%	81.631	77.298	-5,3%
Sep 2022	4.404	4.031	-8,5%	4.433	3.929	-11,4%	72.273	67.897	-6,1%	389	385	-1,0%	81.499	76.242	-6,5%
Oct 2022	4.623	3.648	-21,1%	4.694	3.807	-18,9%	63.869	56.007	-12,3%	823	503	-38,9%	74.009	63.965	-13,6%
Nov 2022	4.090	3.236	-20,9%	4.100	3.196	-22,0%	50.937	45.521	-10,6%	881	482	-45,3%	60.008	52.435	-12,6%
Dec 2022	3.897	2.999	-23,0%	4.056	3.117	-23,2%	43.747	42.456	-3,0%	756	610	-19,3%	52.456	49.182	-6,2%
Jan 2023	3.785	3.036	-19,8%	3.548	2.825	-20,4%	41.167	40.683	-1,2%	832	462	-44,5%	49.332	47.006	-4,7%
Feb 2023	3.432	2.644	-23,0%	3.241	2.579	-20,4%	45.034	42.611	-5,4%	607	379	-37,6%	52.314	48.213	-7,8%
Grand Total	47.135	42.212	-10,4%	46.327	41.536	-10,3%	644.552	697.723	8,2%	8.011	5.254	-34,4%	746.025	786.725	5,5%

DEPARTURES, ARRIVALS, INTERNALS AND OVERFLIGHTS (DAIO) REPORT

TOTAL BUSINESS AVIATION FLIGHTS



EBAA TRAFFIC TRACKER - FEBRUARY 2023



-8% compared with Feb-2022

Feb-2023

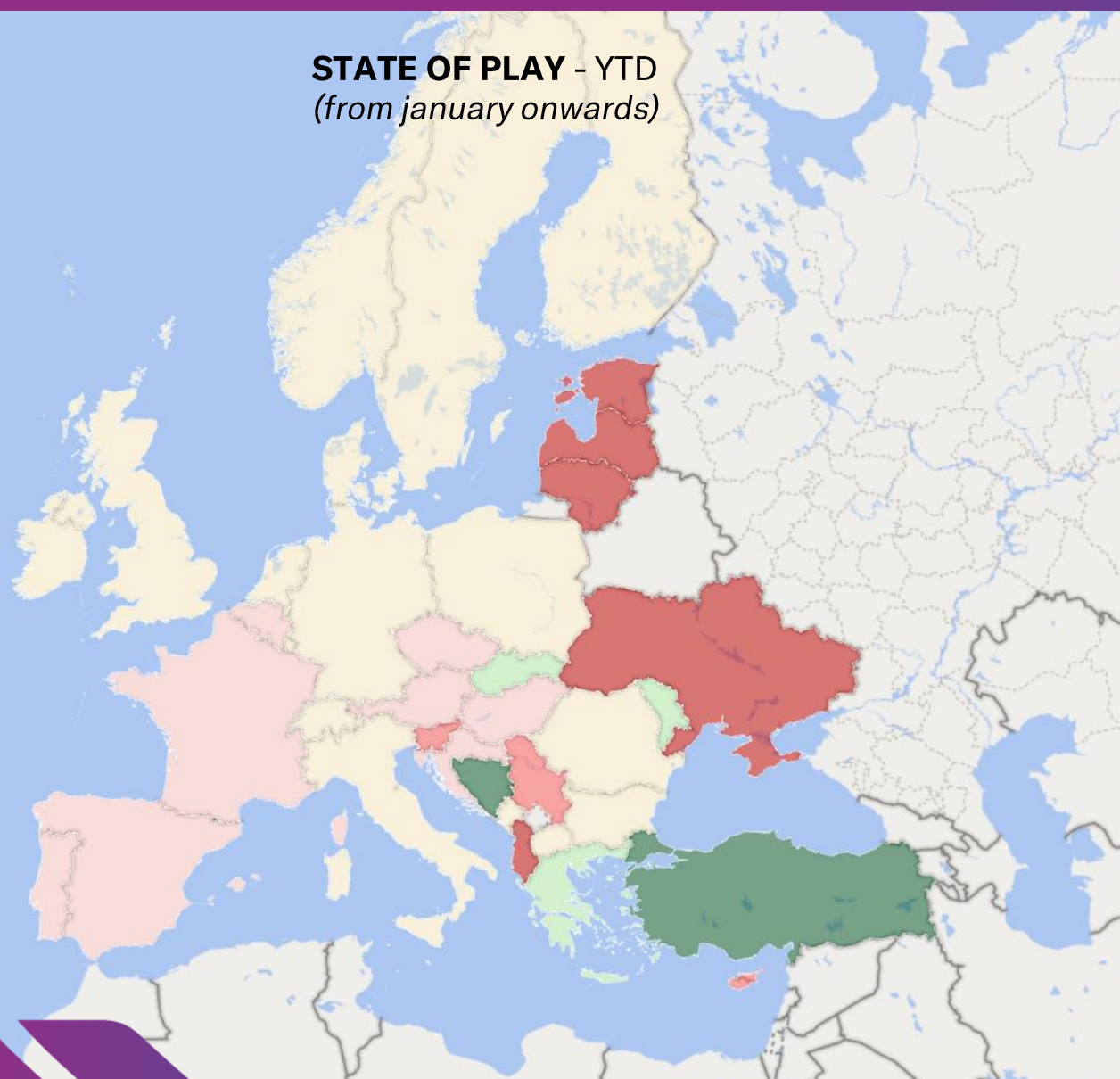
+49% compared with Feb-2021

EUROPEAN STATES – STATE OF PLAY

« YEAR-TO-DATE » details in Europe (flights from january onwards)



STATE OF PLAY - YTD (from january onwards)



	MONTH CURRENT YEAR	MONTH GROWTH	YTD CURRENT YEAR	YTD GROWTH
FRANCE	16.538	-8%	33.106	-5%
UNITED KINGDOM	14.121	-5%	27.859	-1%
GERMANY	12.886	-2%	25.292	1%
SWITZERLAND	8.896	-6%	17.750	-2%
ITALY	7.695	1%	14.621	5%
SPAIN	6.218	-14%	12.464	-12%
TURKEY	4.428	70%	7.421	43%
SWEDEN	3.180	1%	6.429	5%
AUSTRIA	3.095	-9%	6.206	-7%
NORWAY	2.650	-13%	5.783	-3%
BELGIUM	2.035	-15%	3.955	-12%
NETHERLANDS	1.964	-3%	3.860	1%
POLAND	1.613	-1%	3.129	0%
CZECH REPUBLIC	1.320	-5%	2.680	-6%
GREECE	1.404	14%	2.459	6%
PORTUGAL	1.221	-11%	2.391	-7%
FINLAND	1.107	-10%	2.287	-1%
DENMARK	1.008	-9%	2.042	2%
IRELAND	1.024	9%	1.969	4%
ROMANIA	1.028	6%	1.790	4%
HUNGARY	765	-3%	1.458	-5%
SERBIA	529	-22%	1.088	-23%
SLOVAKIA	526	10%	1.022	7%
LUXEMBOURG	527	-14%	1.021	-2%
CROATIA	524	-5%	968	-5%
CYPRUS	503	-9%	930	-15%
BULGARIA	381	3%	691	3%
MALTA	309	-14%	640	-3%
SLOVENIA	169	-36%	391	-23%
ICELAND	129	-37%	344	-6%
LITHUANIA	148	-46%	343	-35%
MONTENEGRO	132	-15%	271	4%
ESTONIA	138	-49%	261	-52%
LATVIA	125	-67%	244	-67%
BOSNIA AND HERZEGOVINA	91	25%	182	31%
ALBANIA	54	-55%	123	-43%
MOLDOVA	49	-2%	114	12%
MACEDONIA	47	-30%	105	1%
UKRAINE	-	-100%	-	-100%



















EBAA TRAFFIC TRACKER - FEBRUARY 2023

TOP 10 ACTIVE AIRPORTS – FEBRUARY 2023

AVERAGE DAILY BUSINESS AVIATION DEPARTURES



EBAA TRAFFIC TRACKER - FEBRUARY 2023

RANK	ICAO CODE	NAME	MONTH CURRENT YEAR	MONTH GROWTH	YTD CURRENT YEAR	YTD GROWTH
1	LFPB	 PARIS LE BOURGET	66,8	-3,3%	65,3	3,3%
2	LSGG	 GENEVE COINTRIN	42,6	-9,6%	41,7	-5,5%
3 	EGLF	 FARNBOROUGH CIV	35,9	-17,2%	33,5	-12,9%
4 	EGGW	 LONDON/LUTON	32,7	-9,7%	29,8	-2,8%
5 	LSZH	 ZURICH	30,2	-8,3%	32,9	2,7%
6 	LIML	 MILANO LINATE	29,4	4,0%	25,6	11,7%
7 	EGKB	 BIGGIN HILL	28,5	-8,8%	24,7	-10,1%
8 	LFMN	 NICE	28,2	-23,2%	27,1	-18,4%
9 	LTBA	 ISTANBUL-ATATURK	20,9	19,8%	18,9	14,8%
10 	LSGS	 SION	19,2	-11,1%	15,6	-15,3%

TOP 30 AIRPORTS – STATE OF PLAY

« YEAR-TO-DATE » details in Europe (flights from january onwards)

STATE OF PLAY - YTD (from january onwards)

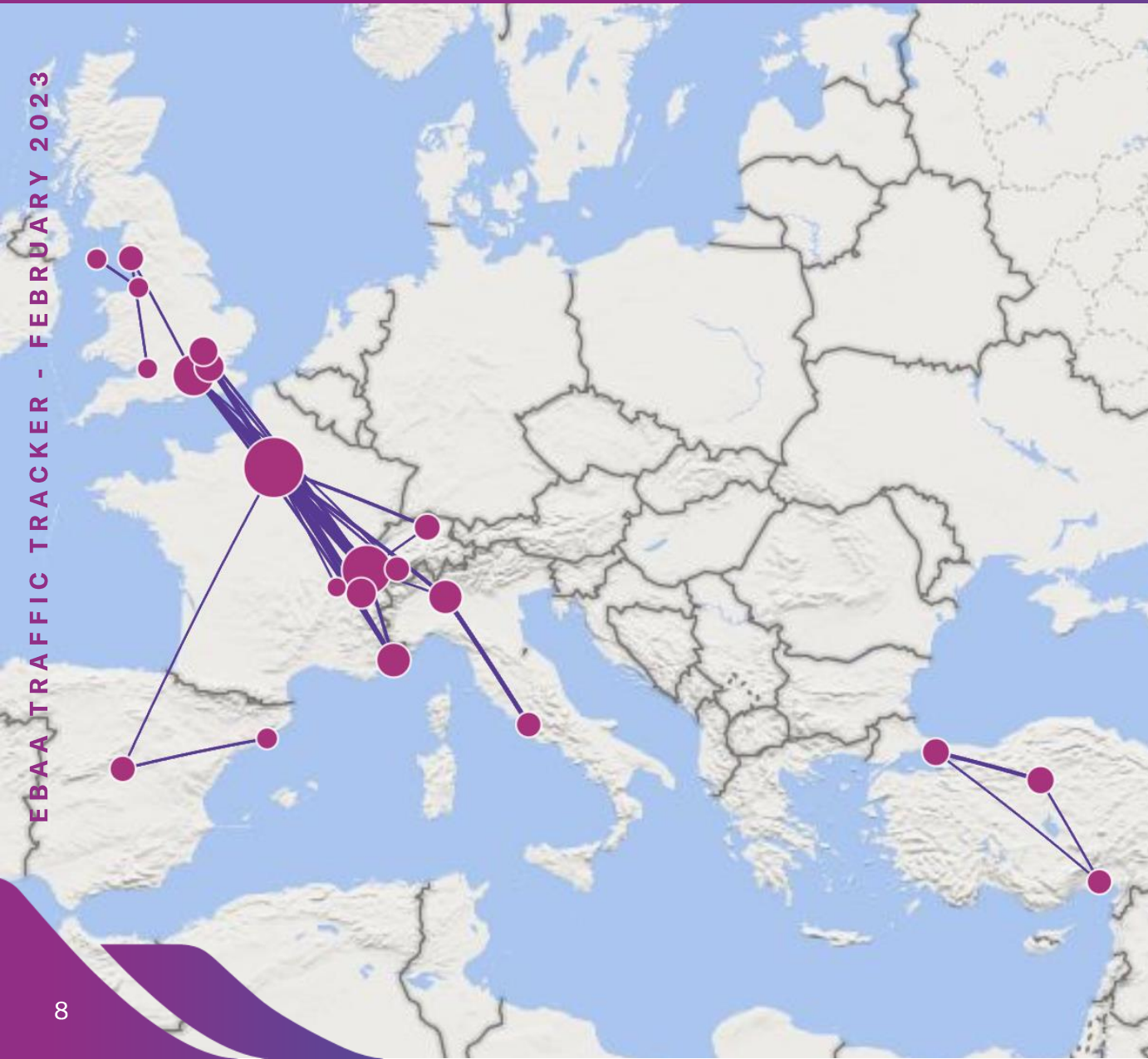
	MONTH CURRENT YEAR	MONTH GROWTH	YTD CURRENT YEAR	YTD GROWTH
🇫🇷 PARIS LE BOURGET	3833	-6%	7985	+3%
🇨🇭 GENEVA INTERNATIONAL	2613	-9%	5323	-6%
🇬🇧 FARNBOROUGH	2097	-18%	4129	-13%
🇨🇭 ZURICH	1778	-7%	4129	+5%
🇬🇧 LONDON LUTON	1919	-11%	3724	-3%
🇫🇷 NICE CÔTE D'AZUR	1641	-23%	3315	-18%
🇮🇹 MILANO LINATE	1710	5%	3149	+12%
🇬🇧 LONDON BIGGIN HILL	1681	-7%	3061	-9%
🇹🇷 ISTANBUL ATATÜRK	1191	18%	2250	+14%
🇮🇹 ROMA CIAMPINO	940	-9%	1964	-3%
🇫🇷 CHAMBERY SAVOIE MONT BLANC	1009	2%	1953	-2%
🇪🇸 MADRID BARAJAS	975	-11%	1940	-6%
🇳🇱 AMSTERDAM SCHIPHOL	959	1%	1901	+10%
🇩🇪 BERLIN SCHÖNEFELD	980	-15%	1894	-14%
🇨🇪 PRAGUE VACLAV HAVEL	916	-4%	1875	-3%
🇳🇱 WIEN SCHWECHAT	913	-11%	1874	-11%
🇨🇭 SION	1095	-11%	1870	-17%
🇩🇪 MÜNCHEN	978	-21%	1801	-21%
🇨🇭 ENGADIN - ST MORITZ/SAMEDAN	992	13%	1671	-1%
🇦🇹 SALZBURG W. A. MOZART	710	-12%	1460	-8%
🇦🇹 INNSBRUCK	792	3%	1459	+2%
🇪🇸 MALAGA COSTA DEL SOL	677	-29%	1445	-34%
🇩🇪 STUTTGART	689	-7%	1443	+4%
🇩🇪 HAMBURG	725	-4%	1419	-3%
🇪🇸 BARCELONA	780	-10%	1395	-8%
🇪🇸 PALMA DE MALLORCA	659	-25%	1394	-21%
🇬🇧 LONDON STANSTED	696	-6%	1325	-2%
🇩🇪 DUSSELDORF	603	-6%	1298	-2%
🇨🇭 BERN/BELP	663	-11%	1258	-7%
🇹🇷 ANKARA ESENBOĞA	793	120%	1256	+61%

TOP 30 BUSINESS AVIATION ROUTES – STATE OF PLAY

« YEAR-TO-DATE » details in Europe (flights from january onwards)



EBAA TRAFFIC TRACKER - FEBRUARY 2023



AIRPORT 1		AIRPORT 2		YTD CURRENT YEAR	YTD GROWTH(*)
LFPB	Paris Le Bourget	LSGG	Geneva International	621	8%
LFPB	Paris Le Bourget	LFMN	Nice Côte d'Azur	272	0%
LSGG	Geneva International	EGLF	Farnborough	259	-19%
LIRA	Roma Ciampino	LIML	Milano Linate	257	-7%
EGGW	London Luton	LFPB	Paris Le Bourget	237	58%
EGLF	Farnborough	LFPB	Paris Le Bourget	228	-3%
LIML	Milano Linate	LFPB	Paris Le Bourget	223	30%
LTBA	Istanbul Atatürk	LTAC	Ankara Esenboğa	219	15%
LFPB	Paris Le Bourget	LFLB	Chambery Savoie	219	-10%
LFPB	Paris Le Bourget	LSZH	Zurich	182	25%
LSGG	Geneva International	LFMN	Nice Côte d'Azur	178	-5%
LFPB	Paris Le Bourget	EGKB	London Biggin Hill	178	10%
LSGG	Geneva International	EGGW	London Luton	168	0%
EGLF	Farnborough	LFMN	Nice Côte d'Azur	167	-17%
LEBL	Barcelona	LEMD	Madrid Barajas	157	-2%
ENTC	Tromsø Langnes	ENAT	Alta	148	-10%
EGNS	Ronaldsway	EGGP	Liverpool	143	24%
EGNL	Walney Island	EGGD	Bristol	137	10%
LFPB	Paris Le Bourget	LSGS	Sion	136	-19%
EGLF	Farnborough	EGNL	Walney Island	136	9%
LSGG	Geneva International	EGKB	London Biggin Hill	132	-19%
EGLF	Farnborough	LFLB	Chambery Savoie	130	2%
LTAF	Adana	LTAC	Ankara Esenboğa	127	694%
LEMD	Madrid Barajas	LFPB	Paris Le Bourget	121	13%
LSGG	Geneva International	LIML	Milano Linate	121	59%
LSGS	Sion	EGLF	Farnborough	120	-17%
LSGG	Geneva International	LSZH	Zurich	119	-34%
LTAF	Adana	LTBA	Istanbul Atatürk	119	376%
LFPB	Paris Le Bourget	LFLY	Lyon Bron	115	4%
LFLB	Chambery Savoie	EGKB	London Biggin Hill	113	79%

TOP 10 FLOWS– FEBRUARY 2023

AVERAGE DAILY BUSINESS AVIATION FLIGHTS



ORIGIN	DESTINATION	MONTH CURRENT YEAR	MONTH GROWTH	YTD CURRENT YEAR	YTD GROWTH
FRANCE	FRANCE	114,4	-14,1%	108,4	-14,2%
GERMANY	GERMANY	108,9	0,2%	98,2	2,1%
UK	UK	94,7	-3,5%	91,3	-1,8%
TÜRKIYE	TÜRKIYE	50,9	104,9%	37,1	57,0%
SWEDEN	SWEDEN	38,1	4,0%	35,8	5,7%
ITALY	ITALY	37,3	0,7%	33,6	1,4%
NORWAY	NORWAY	36,3	-15,8%	39,0	-5,2%
SPAIN-CONTINENTAL	SPAIN-CONTINENTAL	32,6	-16,8%	31,5	-14,1%
UK	FRANCE	31,1	-3,1%	28,0	7,0%
FRANCE	UK	30,8	-0,7%	27,4	7,3%

TRAFFIC PER STATE – FEBRUARY 2023

AVERAGE DAILY BUSINESS AVIATION FLIGHTS – PART 1



EBA A TRAFFIC TRACKER - FEBRUARY 2023

STATE	MONTH CURRENT YEAR	MONTH PREVIOUS YEAR	MONTH CHANGE	MONTH GROWTH	YTD CURRENT YEAR	YTD PREVIOUS YEAR	YTD CHANGE	YTD GROWTH
NM Area	1.733,7	1.876,6	-143,0	-7,6%	1.624,8	1.730,4	-105,5	-6,1%
ECAC	1.721,9	1.868,4	-146,5	-7,8%	1.613,9	1.722,8	-108,9	-6,3%
ESRA08	1.707,6	1.842,8	-135,1	-7,3%	1.599,6	1.694,1	-94,5	-5,6%
ESRA02	1.700,6	1.825,9	-125,3	-6,9%	1.592,6	1.676,2	-83,6	-5,0%
SES-RP2	1.641,6	1.806,5	-164,9	-9,1%	1.547,2	1.657,7	-110,4	-6,7%
SES-RP3	1.561,0	1.725,4	-164,4	-9,5%	1.469,7	1.581,4	-111,7	-7,1%
EU27	1.517,6	1.675,2	-157,6	-9,4%	1.423,3	1.533,8	-110,5	-7,2%
FABEC	1.152,2	1.259,4	-107,2	-8,5%	1.078,4	1.141,0	-62,5	-5,5%
France	687,2	765,1	-77,9	-10,2%	644,1	694,8	-50,7	-7,3%
Germany	517,2	557,4	-40,2	-7,2%	479,1	505,4	-26,3	-5,2%
UK-Ireland FAB	420,4	442,2	-21,9	-4,9%	394,7	396,1	-1,4	-0,3%
UK	414,3	437,2	-22,9	-5,2%	388,6	390,9	-2,3	-0,6%
Switzerland	386,8	424,7	-37,9	-8,9%	359,7	387,5	-27,8	-7,2%
BLUE MED FAB	367,0	390,0	-23,0	-5,9%	340,0	354,0	-14,0	-3,9%
FAB CE	323,6	352,3	-28,7	-8,2%	307,6	328,3	-20,7	-6,3%
Italy	309,1	329,9	-20,7	-6,3%	284,8	296,5	-11,7	-3,9%
South West FAB	219,6	253,7	-34,1	-13,4%	207,2	235,5	-28,4	-12,0%
Spain	214,5	249,6	-35,1	-14,1%	202,3	231,7	-29,3	-12,7%
Spain-Continental	204,6	240,6	-36,1	-15,0%	192,9	223,7	-30,8	-13,8%
Austria	217,5	234,3	-16,7	-7,1%	206,6	218,3	-11,7	-5,3%
Belgium/Luxembourg	205,2	209,5	-4,3	-2,1%	190,0	187,8	2,2	1,2%
NEFAB	81,3	152,0	-70,7	-46,5%	83,3	143,6	-60,3	-42,0%

TRAFFIC PER STATE – FEBRUARY 2023

AVERAGE DAILY BUSINESS AVIATION FLIGHTS – PART 2



EBA A TRAFFIC TRACKER - FEBRUARY 2023

STATE	MONTH CURRENT YEAR	MONTH PREVIOUS YEAR	MONTH CHANGE	MONTH GROWTH	YTD CURRENT YEAR	YTD PREVIOUS YEAR	YTD CHANGE	YTD GROWTH
Netherlands	133,0	143,8	-10,7	-7,5%	125,3	129,3	-4,0	-3,1%
DK-SE FAB	119,2	136,6	-17,4	-12,7%	112,5	122,3	-9,8	-8,0%
Baltic FAB	58,8	115,3	-56,5	-49,0%	55,6	113,9	-58,3	-51,2%
Türkiye	141,4	112,3	29,1	25,9%	125,9	107,4	18,5	17,2%
Czech Republic	90,2	109,2	-19,0	-17,4%	86,3	105,9	-19,6	-18,5%
Poland	57,1	106,5	-49,4	-46,4%	54,1	105,5	-51,3	-48,7%
Sweden	90,3	104,2	-13,9	-13,4%	85,3	95,1	-9,8	-10,3%
Danube FAB	87,7	88,5	-0,8	-0,9%	83,6	81,5	2,1	2,5%
Serbia/Montenegro	78,0	79,4	-1,4	-1,8%	75,7	74,3	1,5	2,0%
Hungary	73,2	78,5	-5,2	-6,7%	71,2	70,8	0,4	0,6%
Croatia	78,0	77,7	0,3	0,4%	73,7	71,7	2,0	2,8%
Greece	76,5	76,9	-0,4	-0,6%	74,1	72,2	1,9	2,7%
Denmark	55,5	69,8	-14,3	-20,5%	52,3	61,0	-8,8	-14,4%
Norway	58,6	68,8	-10,1	-14,8%	60,6	63,5	-2,9	-4,6%
Bulgaria	67,4	63,7	3,8	5,9%	65,3	58,1	7,3	12,6%
Ireland	69,5	61,8	7,7	12,4%	67,5	58,6	8,9	15,2%
Romania	53,2	58,1	-4,9	-8,5%	50,2	53,4	-3,2	-6,0%
Latvia	8,7	57,9	-49,2	-85,0%	8,2	58,1	-49,9	-85,9%
Slovenia	45,8	53,0	-7,2	-13,7%	45,1	49,3	-4,2	-8,4%
Lisbon FIR	47,7	52,5	-4,7	-9,1%	44,4	46,9	-2,5	-5,2%
Lithuania	9,3	51,9	-42,6	-82,0%	9,2	52,8	-43,6	-82,5%
Slovakia	40,4	51,5	-11,0	-21,4%	40,3	47,8	-7,5	-15,7%

TRAFFIC PER STATE – FEBRUARY 2023

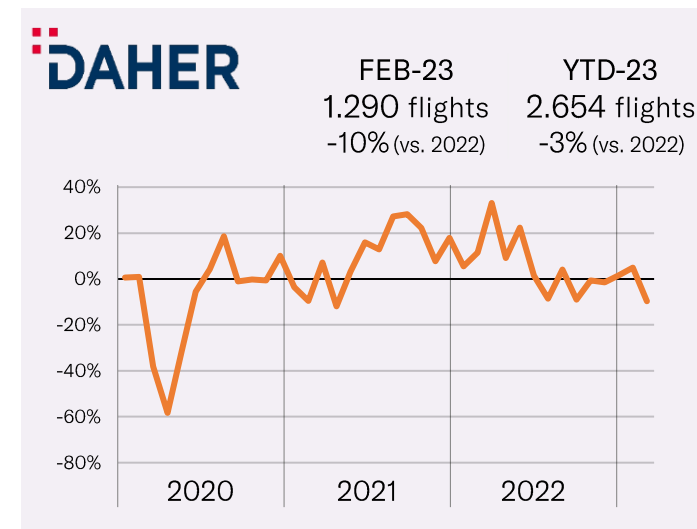
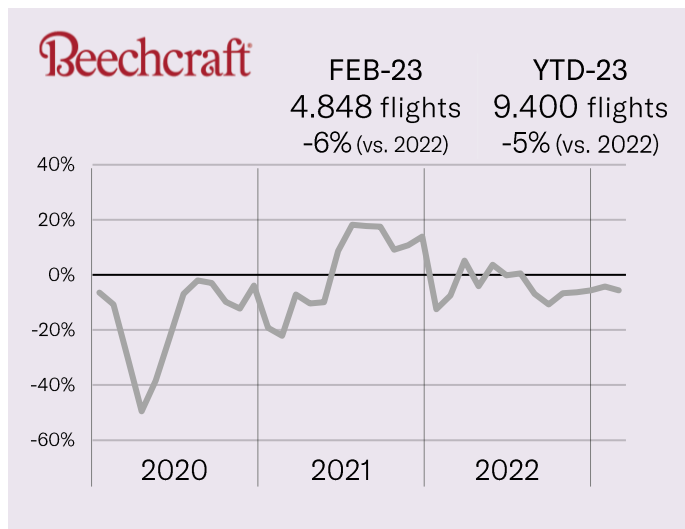
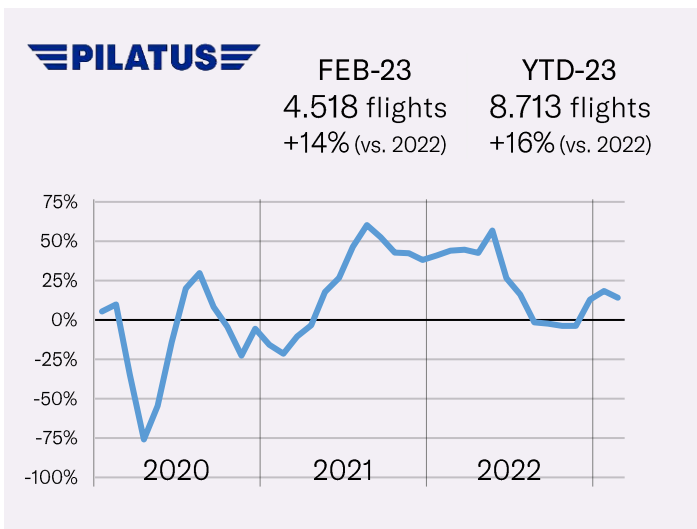
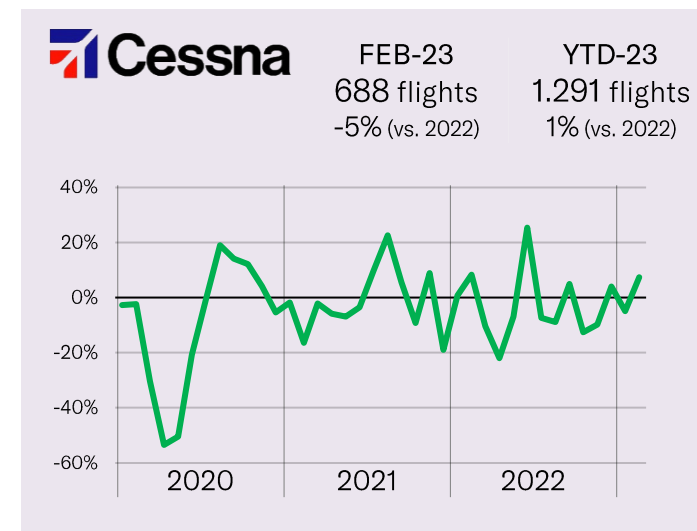
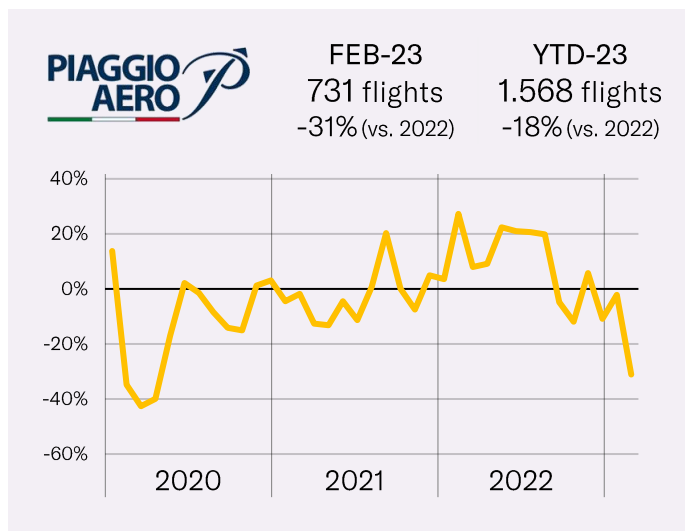
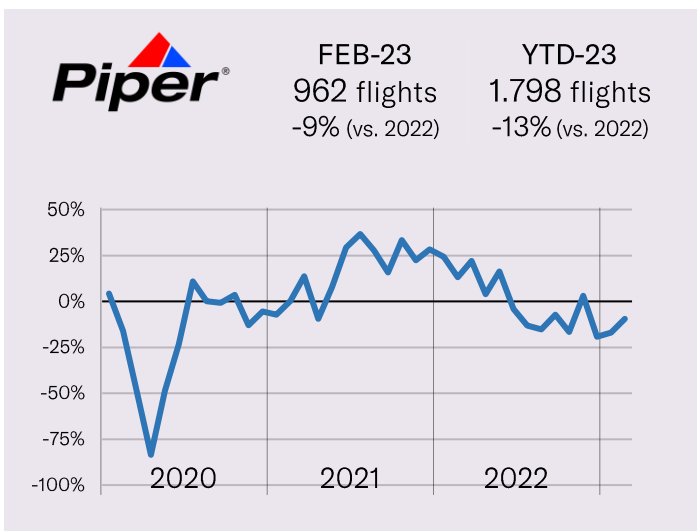
AVERAGE DAILY BUSINESS AVIATION FLIGHTS – PART 3



STATE	MONTH CURRENT YEAR	MONTH PREVIOUS YEAR	MONTH CHANGE	MONTH GROWTH	YTD CURRENT YEAR	YTD PREVIOUS YEAR	YTD CHANGE	YTD GROWTH
Cyprus	40,8	44,3	-3,5	-7,9%	38,5	41,3	-2,8	-6,9%
Bosnia and Herzegovina	43,3	39,3	4,0	10,2%	41,4	36,7	4,7	12,9%
Morocco	40,1	33,3	6,8	20,5%	38,0	35,0	3,0	8,5%
Finland	19,8	31,9	-12,1	-38,0%	19,7	28,0	-8,3	-29,5%
Egypt	35,9	30,4	5,5	18,0%	35,6	29,2	6,4	21,9%
Israel	20,8	23,3	-2,5	-10,9%	20,0	20,1	-0,1	-0,6%
Albania	17,4	20,8	-3,4	-16,3%	17,9	18,9	-1,0	-5,2%
Spain-Canaries	20,9	20,7	0,2	0,9%	20,7	21,1	-0,5	-2,2%
Estonia	8,1	18,8	-10,7	-57,1%	7,4	18,6	-11,1	-60,0%
Santa Maria FIR	17,8	18,6	-0,8	-4,4%	18,4	19,6	-1,2	-5,9%
Malta	16,5	17,6	-1,1	-6,1%	16,2	16,7	-0,5	-3,1%
North Macedonia	15,0	16,4	-1,5	-8,9%	15,4	15,6	-0,3	-1,7%
Belarus	0,7	16,1	-15,4	-95,6%	0,8	17,3	-16,5	-95,5%
Iceland	10,4	15,4	-5,0	-32,6%	12,6	13,8	-1,2	-8,8%
Azerbaijan	18,9	14,3	4,6	32,5%	18,8	17,2	1,6	9,5%
Ukraine	0,1	8,2	-8,1	-99,1%	0,1	38,7	-38,6	-99,8%
Georgia	11,5	7,5	4,0	53,6%	11,4	7,9	3,5	43,8%
Tunisia	6,8	6,8	0,0	0,0%	6,9	6,9	0,0	0,2%
Moldova	1,4	5,9	-4,5	-76,4%	1,5	6,8	-5,3	-78,0%
Libya	4,4	4,6	-0,2	-4,7%	4,2	5,1	-0,9	-17,0%
Armenia	6,5	3,2	3,3	103,4%	6,1	3,8	2,3	61,6%

TURBOPROPS OEMS – FEBRUARY 2023

MONTHLY TRAFFIC & MONTHLY GROWTH

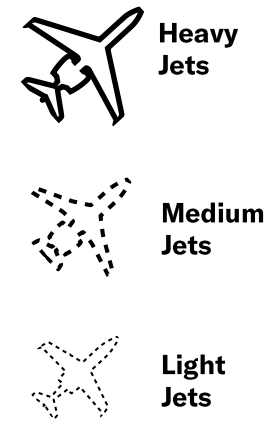
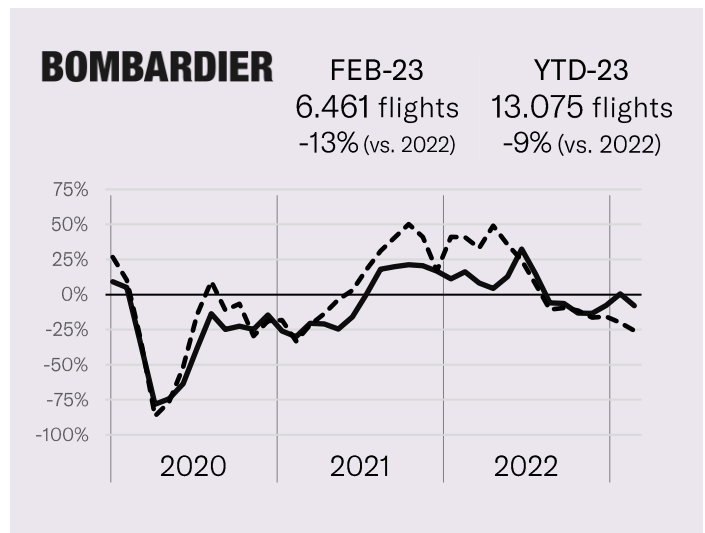
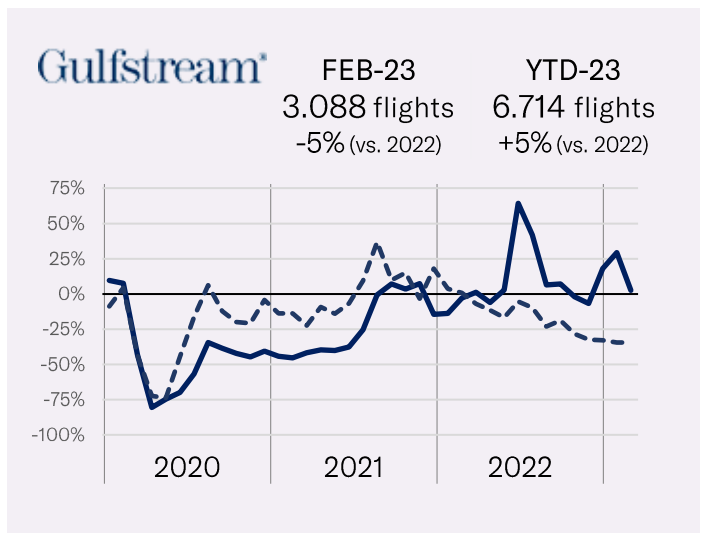
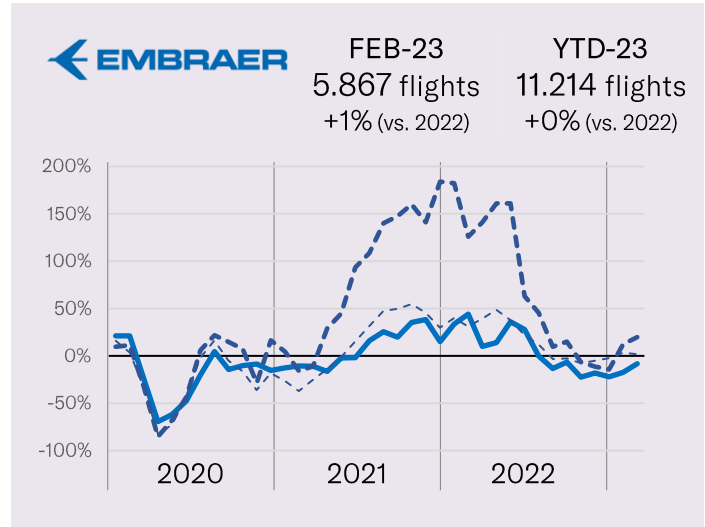
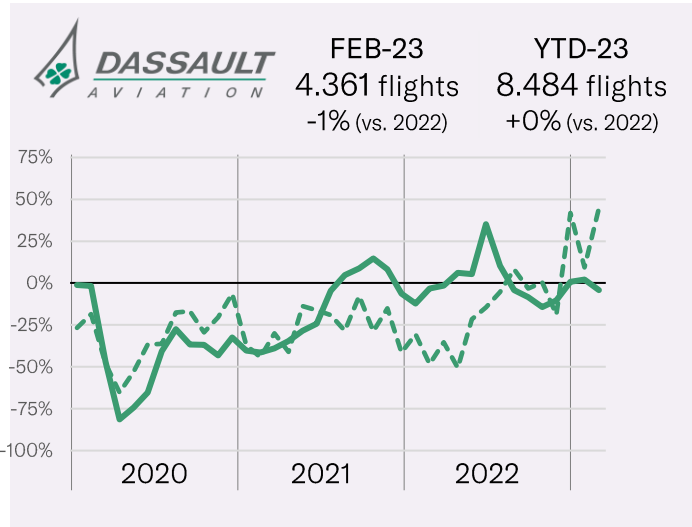
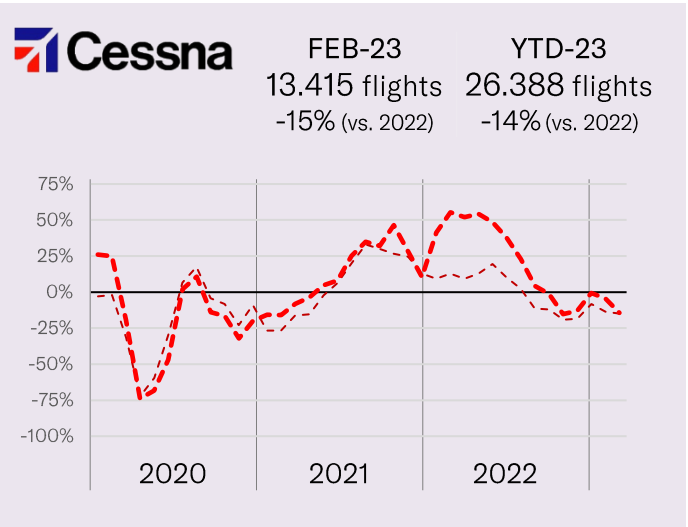


JET OEMS (1/2) – FEBRUARY 2023

MONTHLY TRAFFIC & MONTHLY GROWTH



EBAA TRAFFIC TRACKER - FEBRUARY 2023

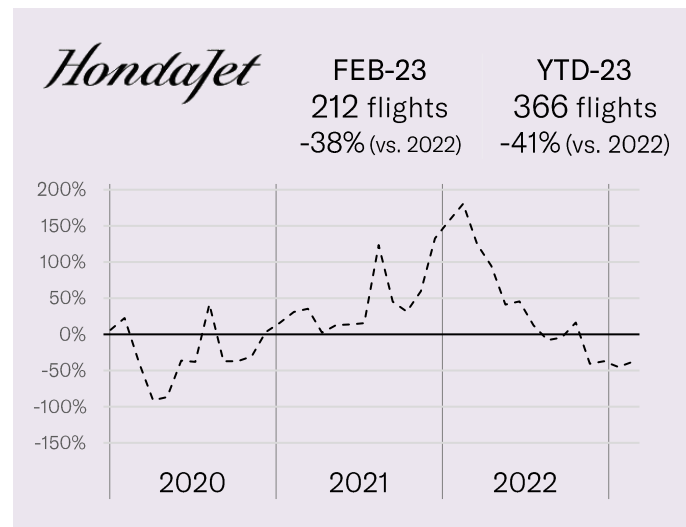
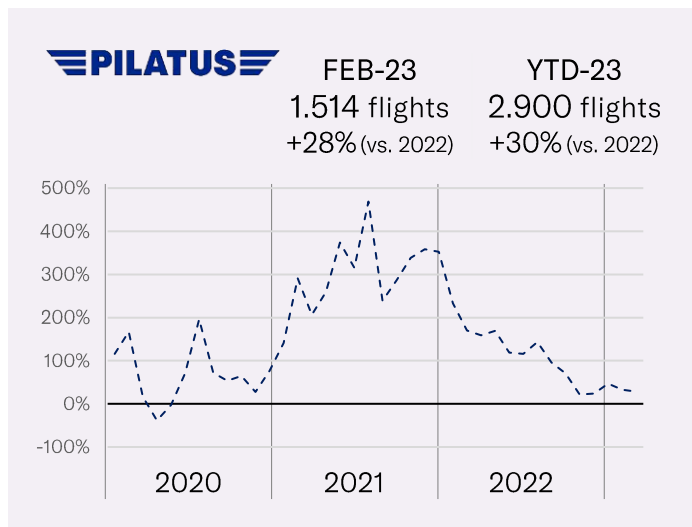
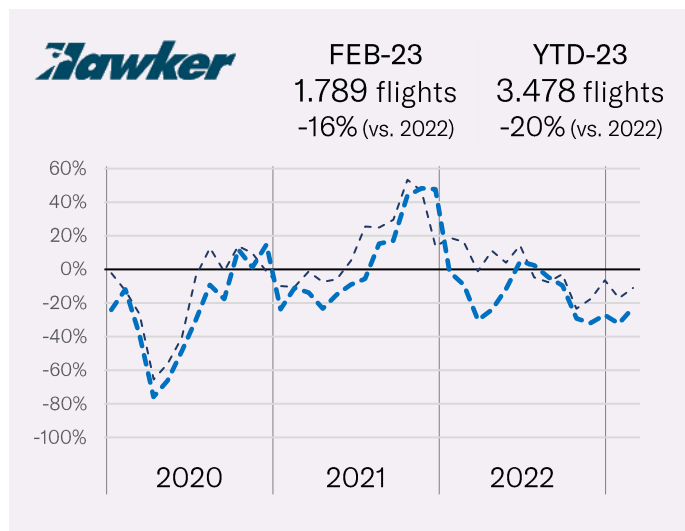
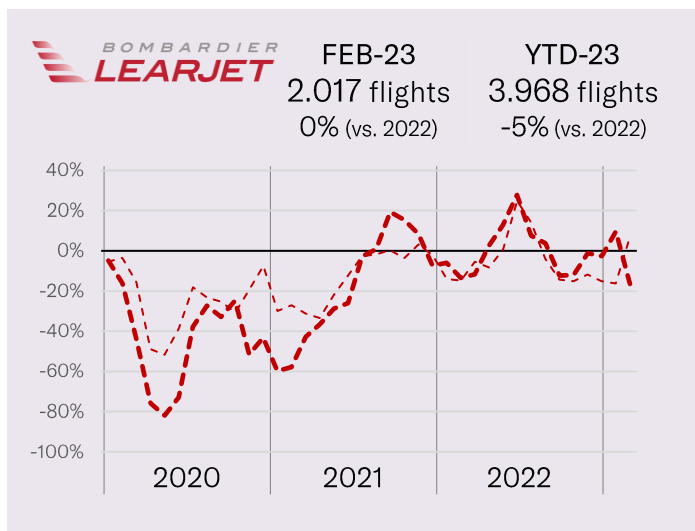


JET OEMS (2/2) – FEBRUARY 2023

MONTHLY TRAFFIC & MONTHLY GROWTH



EBAA TRAFFIC TRACKER - FEBRUARY 2023



**Heavy
Jets**



**Medium
Jets**



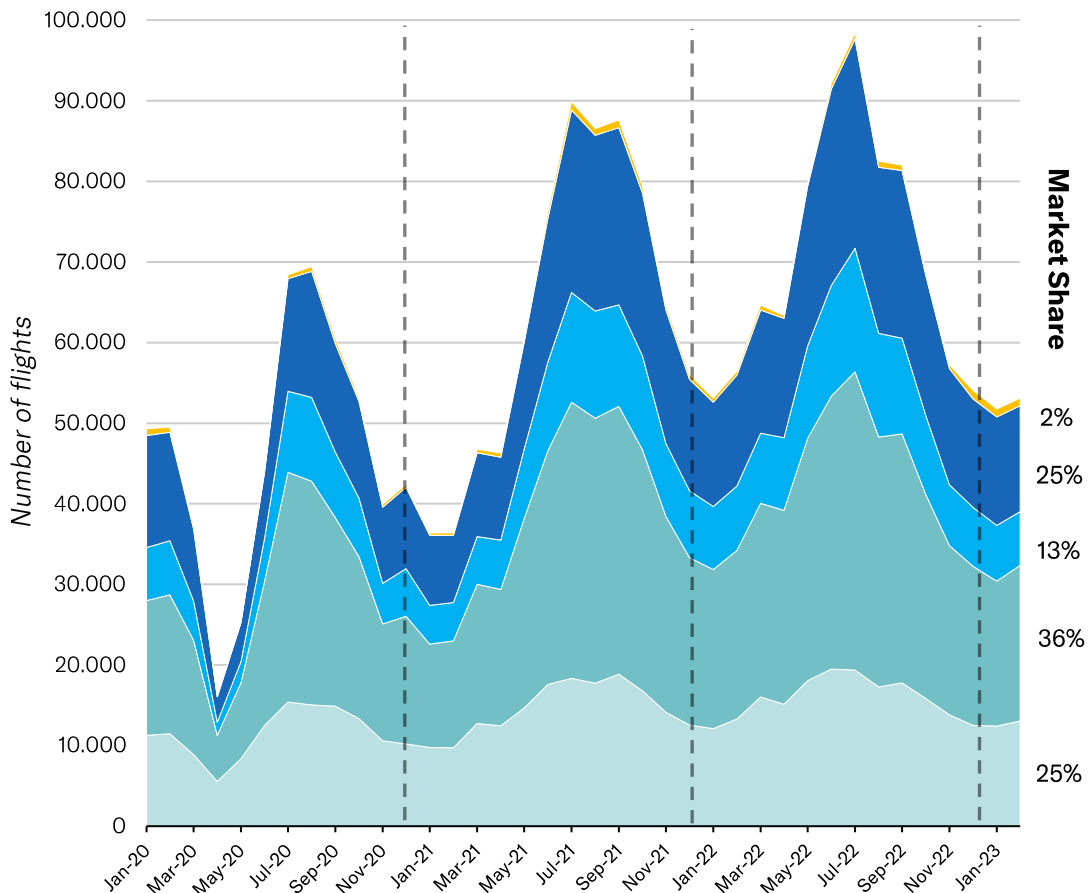
**Light
Jets**

BUSINESS AVIATION AIRPLANES – FEBRUARY 2023

MONTHLY TRAFFIC & MONTHLY GROWTH

EBAA TRAFFIC TRACKER - FEBRUARY 2023

Activity per aircraft segment



Bizliners



Heavy Jets



Medium Jets

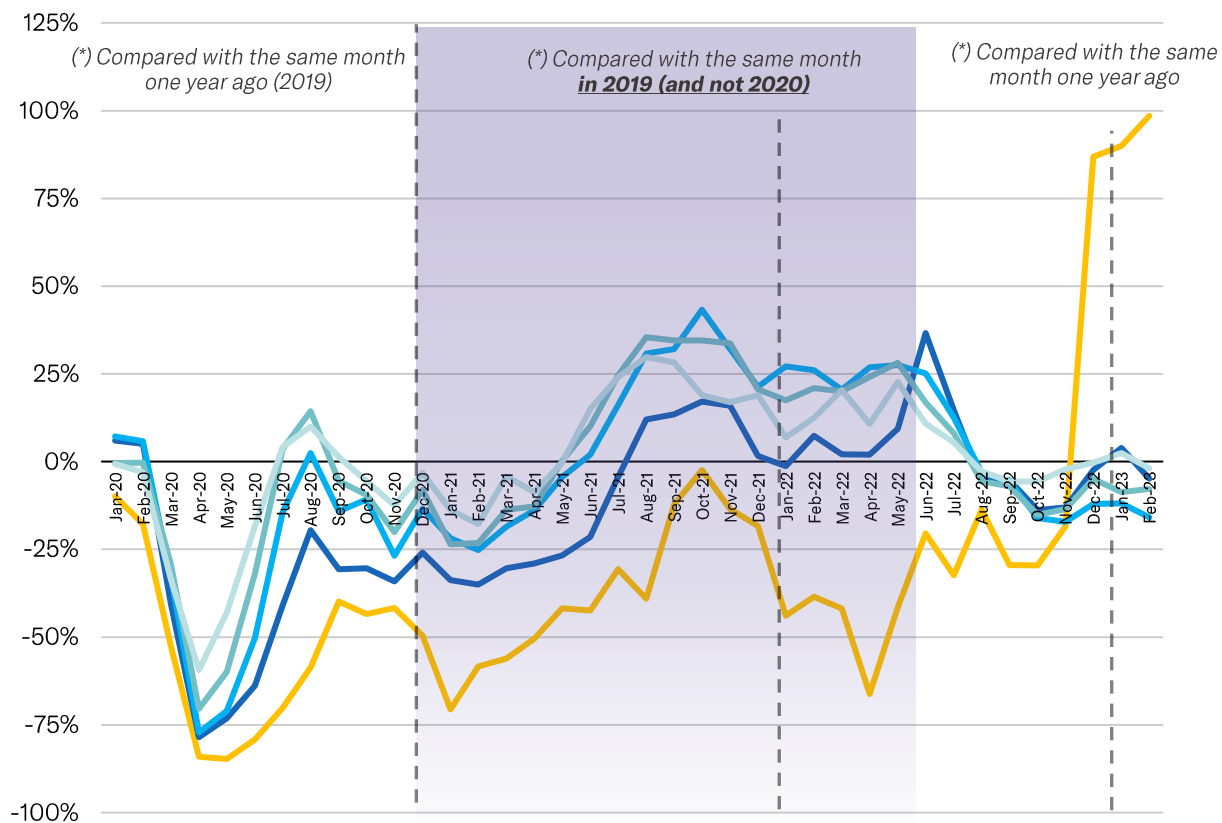


Light Jets



Turboprops

Monthly Growth - compared with */**



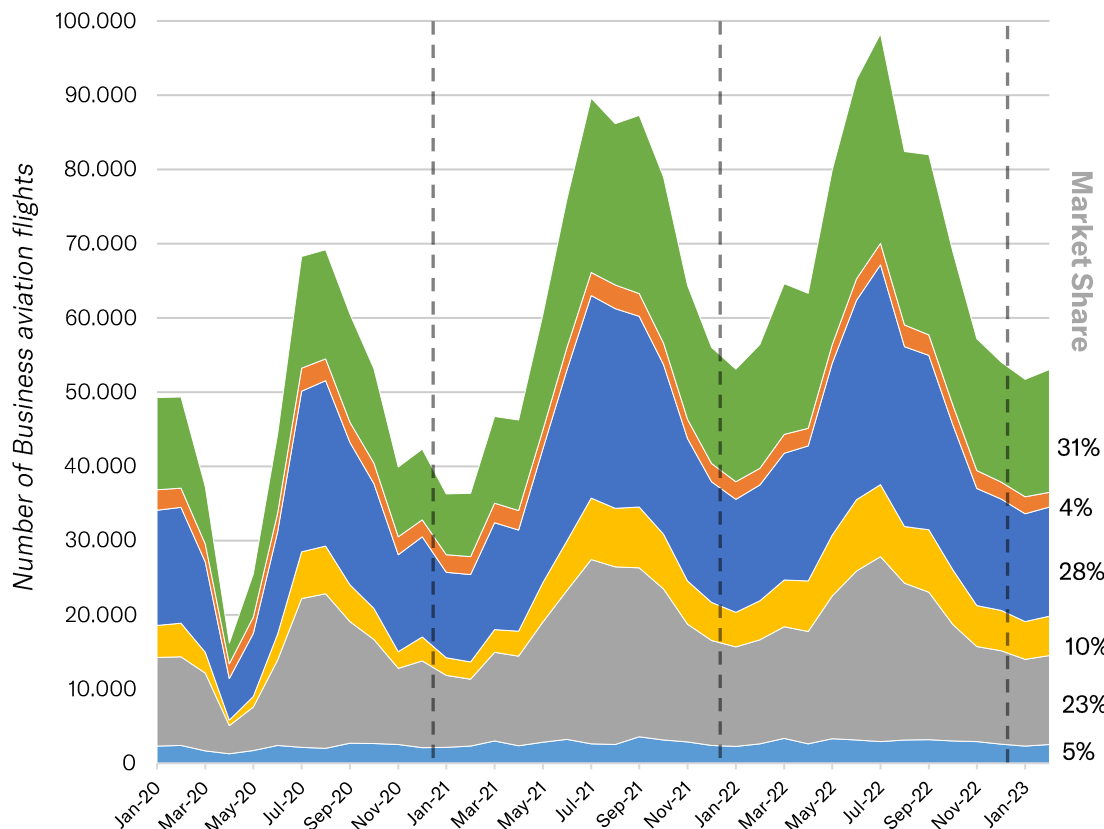
BUSINESS AVIATION OPERATORS – FEBRUARY 2023

MONTHLY TRAFFIC & MONTHLY GROWTH



EBAA TRAFFIC TRACKER - FEBRUARY 2023

Activity in per operator main type



 Private Ownership

 Ambulance

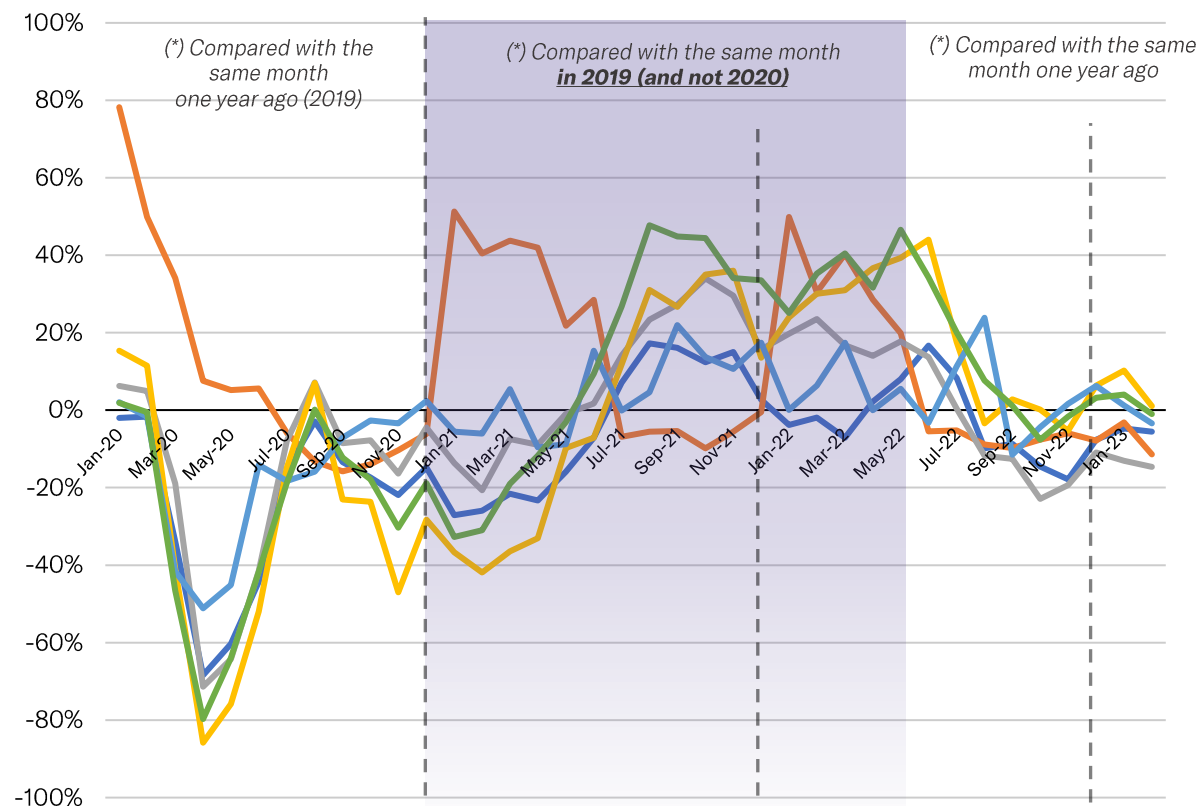
 Fractional Ownership

 Aircraft Management

 Branded Charter

 Government

Monthly Growth - compared with */**



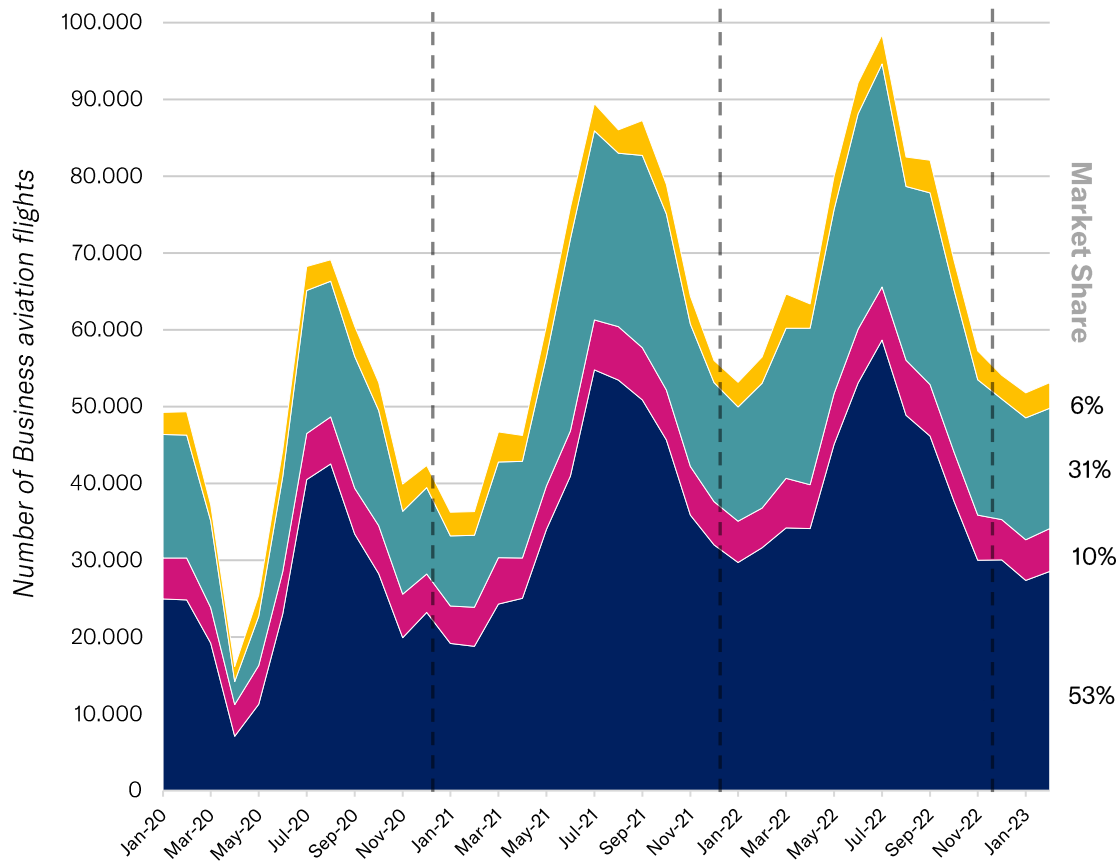
BUSINESS AVIATION MISSIONS – FEBRUARY 2023

MONTHLY TRAFFIC & MONTHLY GROWTH

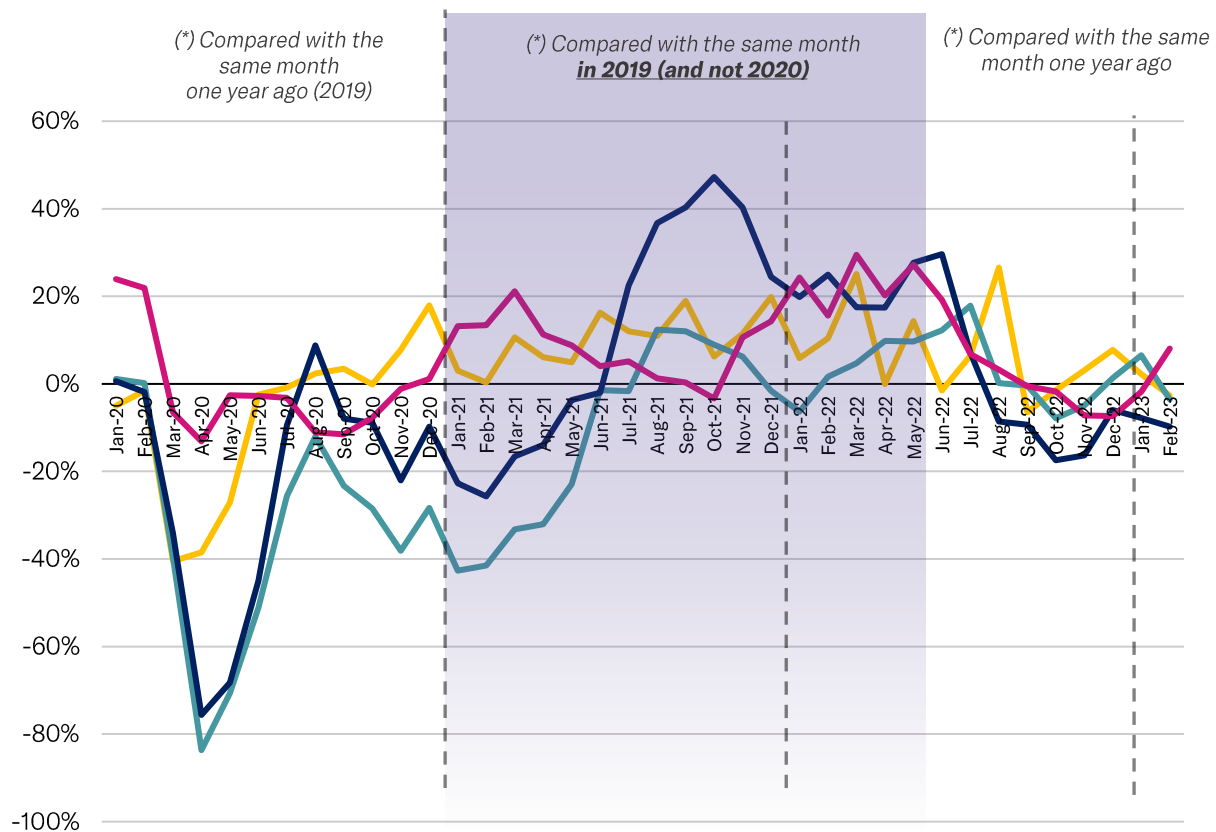


EBAA TRAFFIC TRACKER - FEBRUARY 2023

Activity in per mission type



Monthly Growth - compared with */**



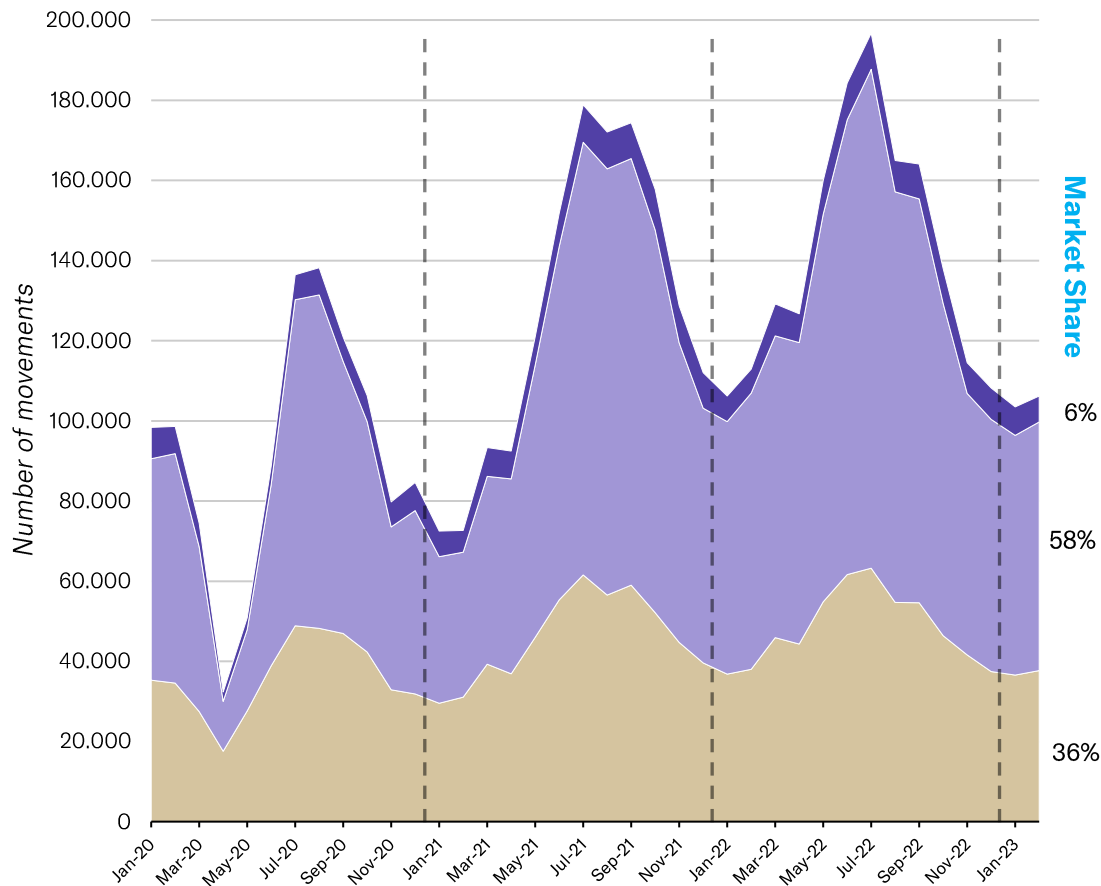
BUSINESS AVIATION ORIGINS & DESTINATIONS – FEBRUARY 2023

MONTHLY TRAFFIC & MONTHLY GROWTH



EBAA TRAFFIC TRACKER - FEBRUARY 2023

Activity per Origin-Destination

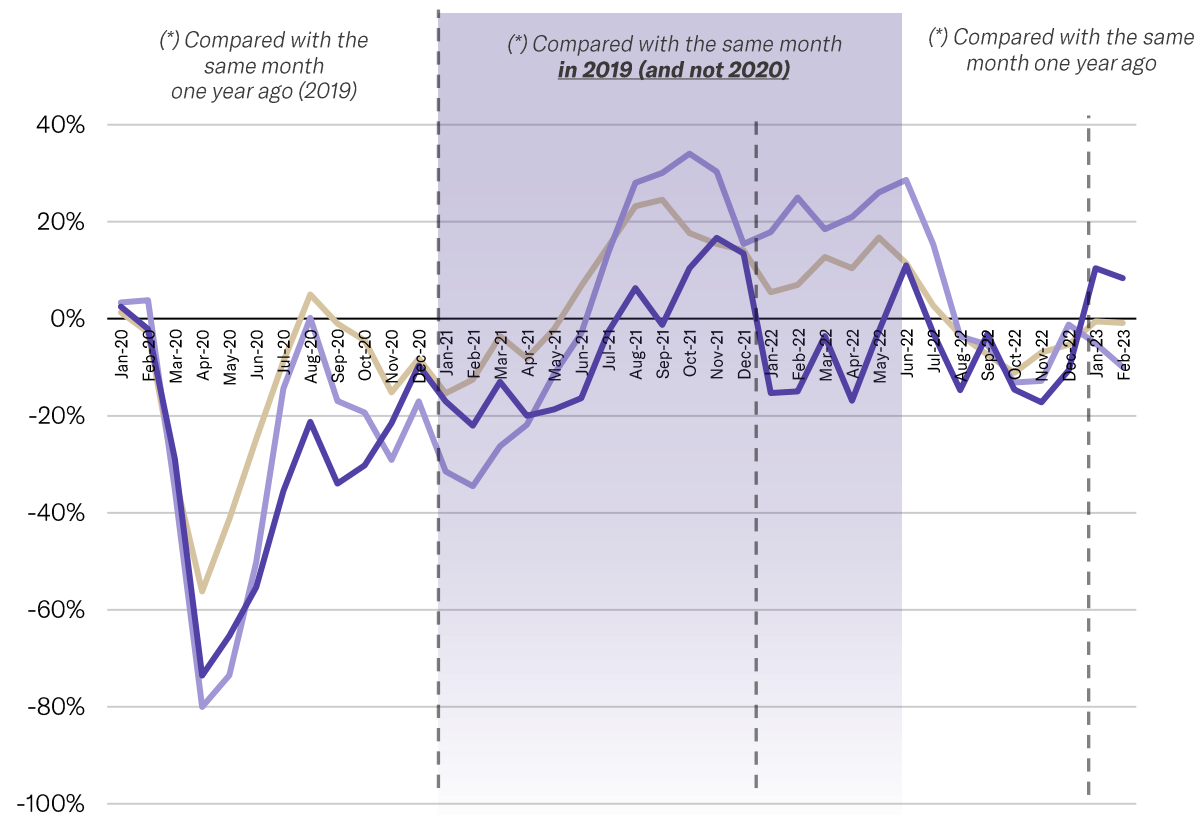


 **Extra-Europe**

 **Intra-Europe**

 **Domestic**

Monthly Growth - compared with */**



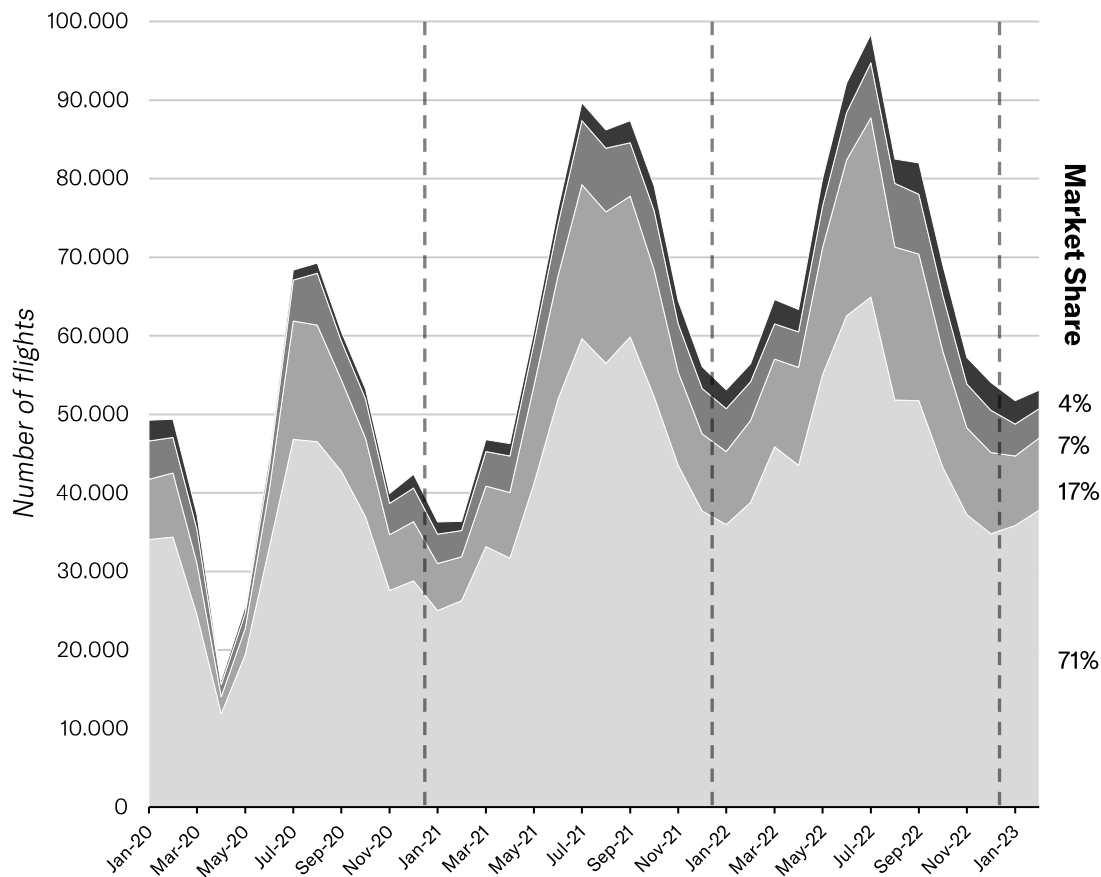
BUSINESS AVIATION FLIGHT SECTOR – FEBRUARY 2023

MONTHLY TRAFFIC & MONTHLY GROWTH



EBAA TRAFFIC TRACKER - FEBRUARY 2023

Activity per flight sector



Short Haul
(below 500nm / 1000km)



Short Haul
(below 1000nm / 2000km)

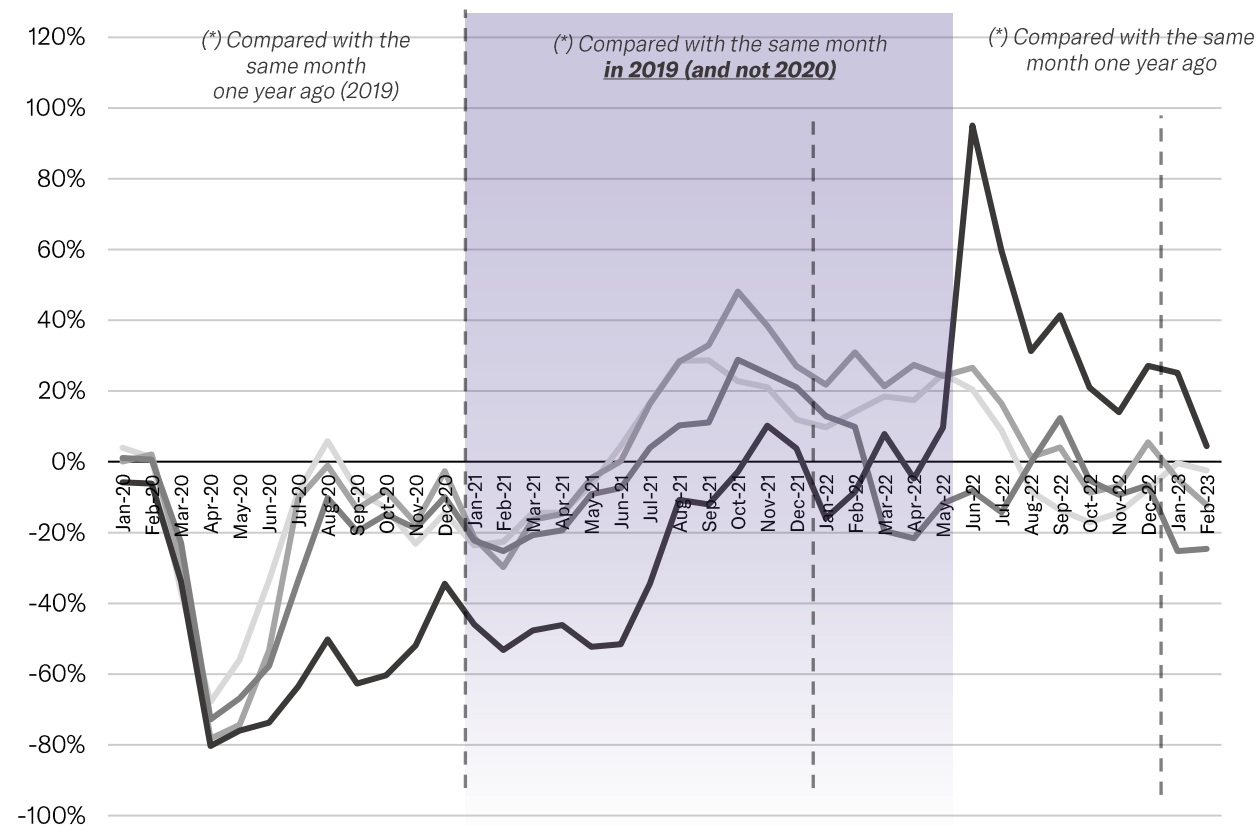


Medium Haul
(below 2500nm / 4700km)



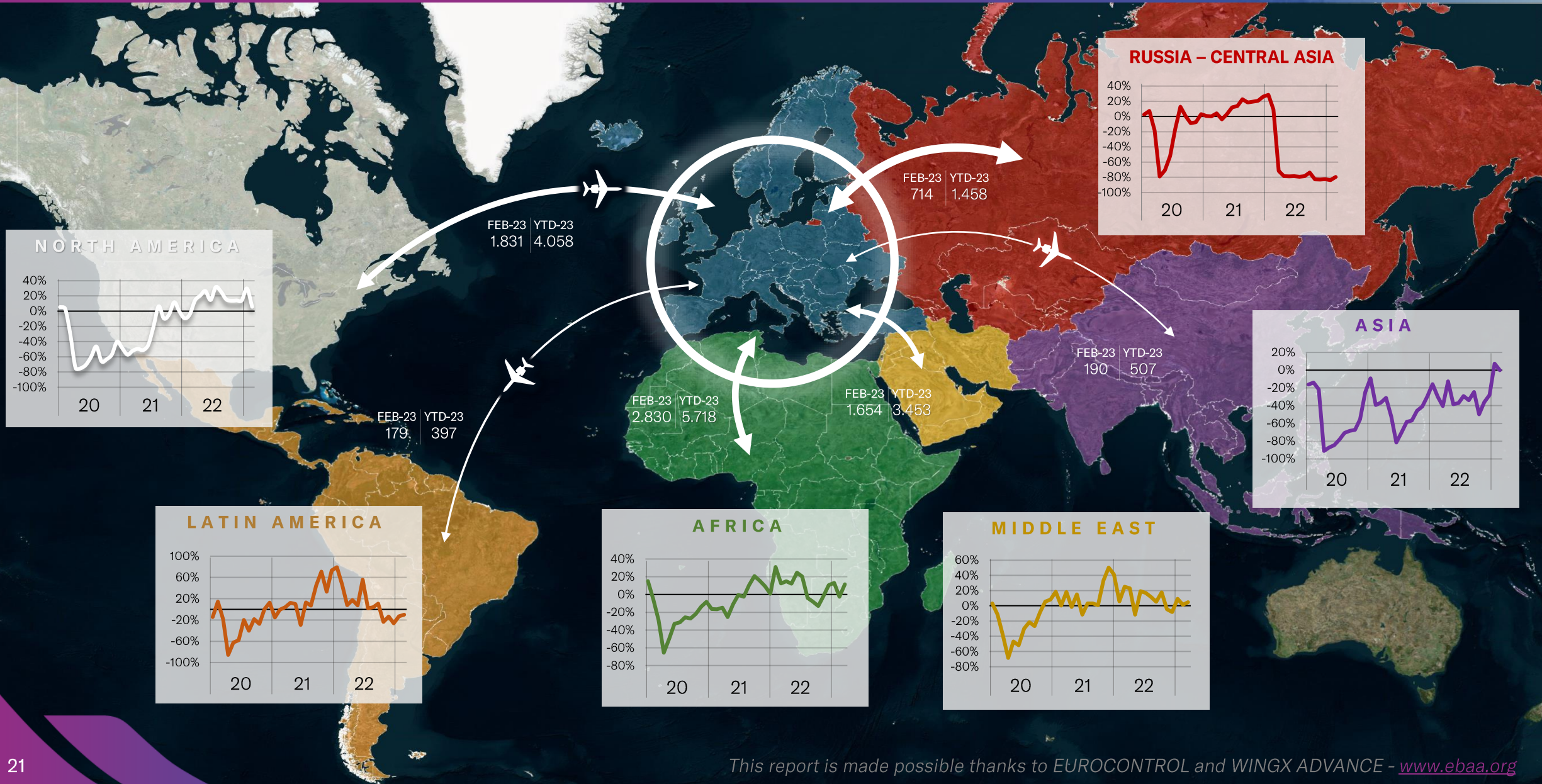
Long Haul
(above 2500nm / 4700km)

Monthly Growth - compared with */**



EUROPEAN BUSINESS AVIATION INTERCONTINENTAL CONNECTIONS – FEBRUARY 2023

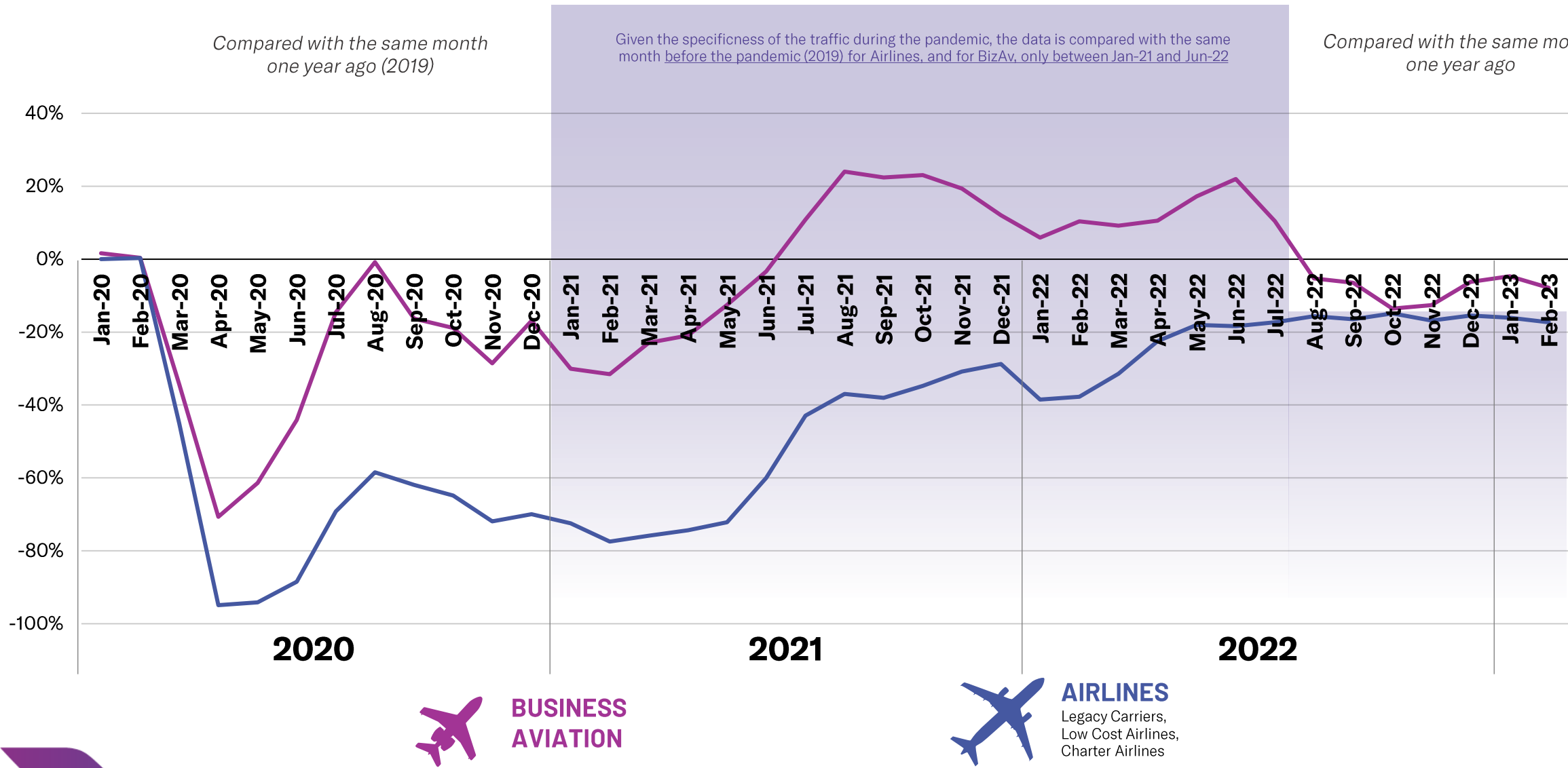
MONTHLY TRAFFIC & MONTHLY GROWTH



BUSINESS AVIATION VS. AIRLINES MONTHLY TRAFFIC GROWTH



EBAA TRAFFIC TRACKER - FEBRUARY 2023



 **BUSINESS AVIATION**

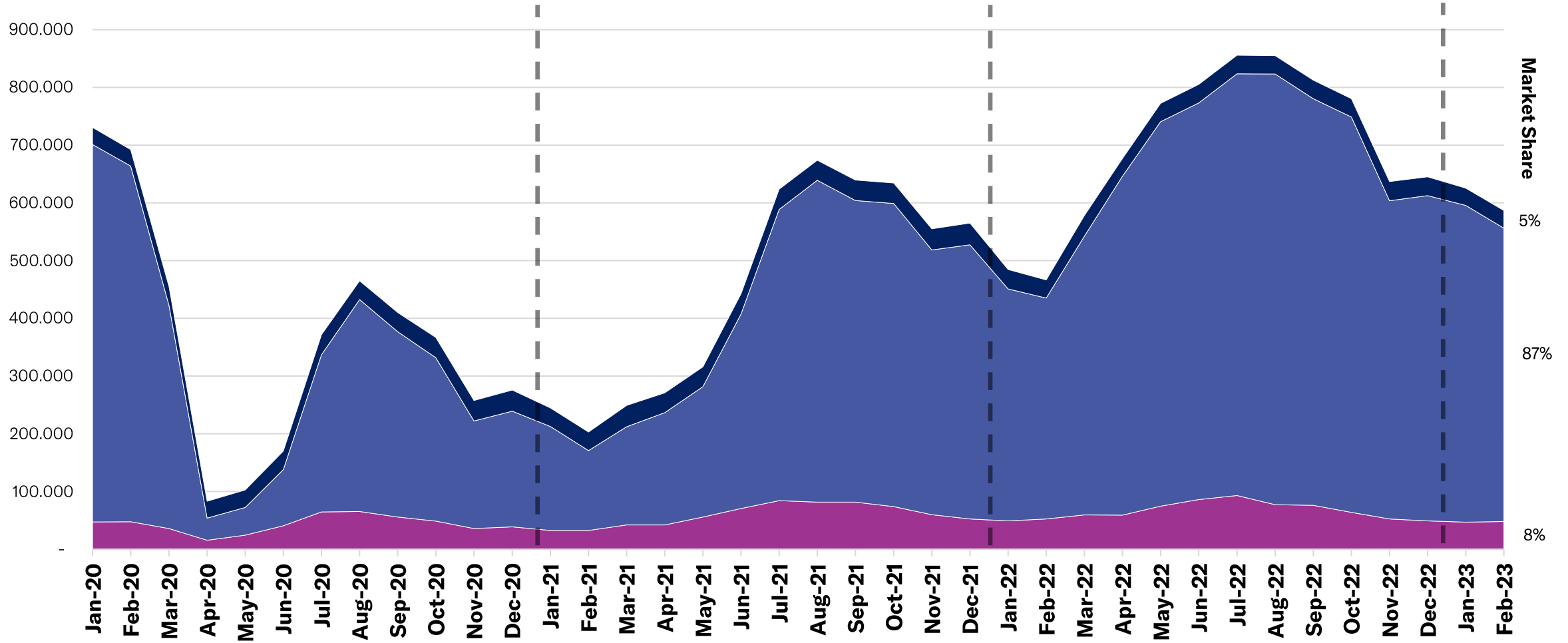
 **AIRLINES**
Legacy Carriers,
Low Cost Airlines,
Charter Airlines

BUSINESS AVIATION VS. AIRLINES & CARGO

MONTHLY TRAFFIC MARKET SHARE



EBA TRAFFIC TRACKER - FEBRUARY 2023

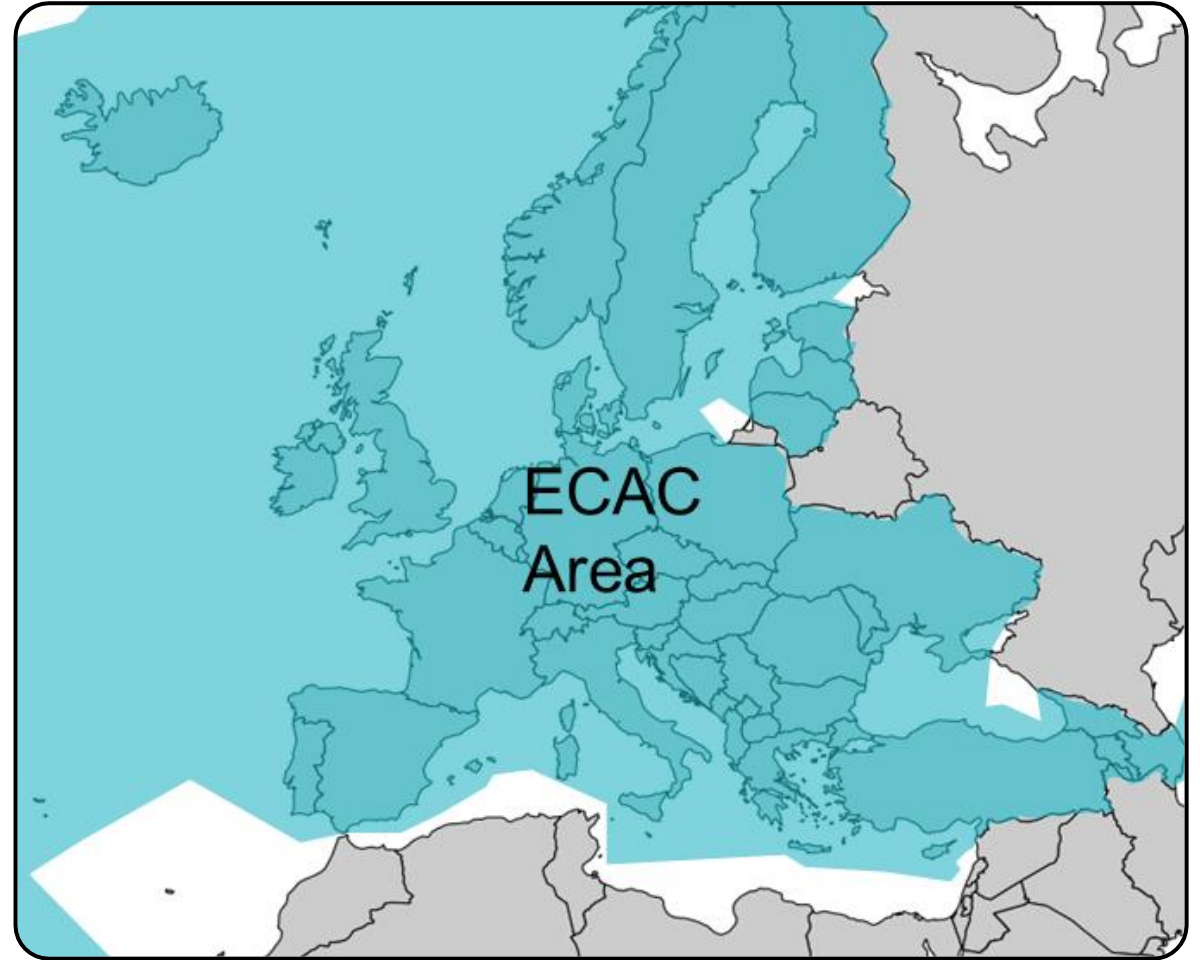
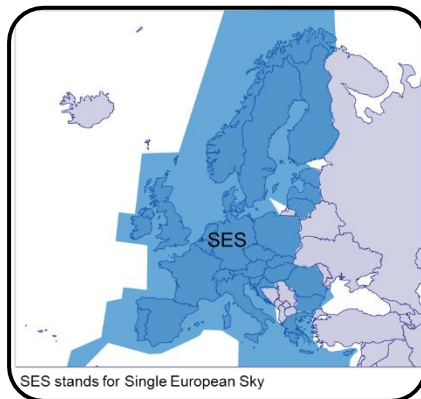
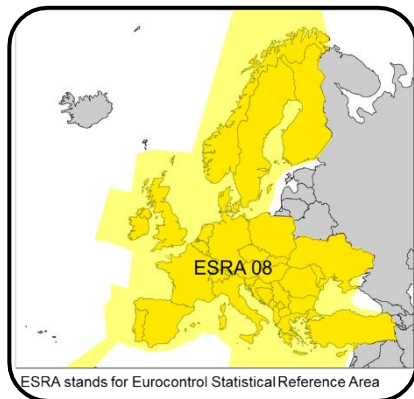
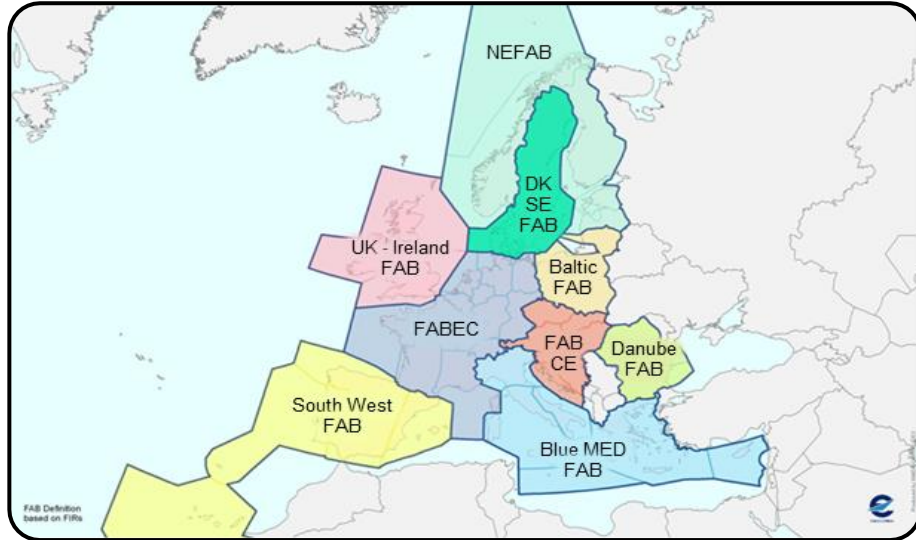


 **CARGO**

 **AIRLINES**
Legacy Carriers,
Low Cost Airlines,
Charter Airlines

 **BUSINESS AVIATION**

AREAS



ECAC stands for European Civil Aviation Conference

The « Business Aviation » segment is defined by Eurocontrol as follows :

A318	Airbus A318	Airbus	Bizliner	flight type G only
A319	Airbus A319	Airbus	Bizliner	flight type G only
A320	Airbus A320	Airbus	Bizliner	flight type G only
ASTR	Gulfstream G100	Gulfstream	Midsize Jet	
B350	King Air 350	Hawker Beechcraft	Turboprop	flight type G and N only
B737	Boeing 737-700	Boeing	Bizliner	flight type G only
B738	Boeing 737-800	Boeing	Bizliner	flight type G only
B739	Boeing 737-900	Boeing	Bizliner	flight type G only
B748	Boeing 747-8I	Boeing	Bizliner	flight type G only
B77L	Boeing 777-200 Freighter	Boeing	Bizliner	flight type G only
B77W	Boeing 777-300ER	Boeing	Bizliner	flight type G only
B788	Boeing 787-8	Boeing	Bizliner	flight type G only
B789	Boeing 787-9	Boeing	Bizliner	flight type G only
BE10	KingAir 100	Hawker Beechcraft	Turboprop	
BE20	King Air 200	Hawker Beechcraft	Turboprop	
BE30	Super King Air 300	Hawker Beechcraft	Turboprop	
BE40	Hawker Beechjet 400	Hawker Beechcraft	Light Jet	
BE90	King Air 90	Hawker Beechcraft	Turboprop	
BE9L	King Air 90	Hawker Beechcraft	Turboprop	
BE9T	KingAir90	Hawker Beechcraft	Turboprop	
C208	Cessna 208 Caravan	Cessna	Turboprop	
C25A	Cessna Citation CJ2	Cessna	Light Jet	
C25B	Cessna Citation CJ3	Cessna	Light Jet	
C25C	Cessna Citation CJ4	Cessna	Light Jet	
C25M	Cessna M2	Cessna	Light Jet	
C425	Cessna Corsair	Cessna	Turboprop	
C441	Cessna Conquest	Cessna	Turboprop	
C500	Cessna Citation I	Cessna	Light Jet	
C501	Cessna Citation ISP	Cessna	Light Jet	
C510	Cessna Citation Mustang	Cessna	Light Jet	
C525	Cessna Citation CJ1	Cessna	Light Jet	
C550	Cessna Citation II	Cessna	Light Jet	
C551	Cessna Citation IISP	Cessna	Light Jet	
C55B	Cessna Citation Bravo	Cessna	Light Jet	
C560	Cessna Citation V	Cessna	Light Jet	
C56X	Cessna Citation Excel / XLS	Cessna	Light Jet	

C650	Cessna Citation III	Cessna	Midsize Jet	
C680	Citation Sovereign	Cessna	Midsize Jet	
C750	Cessna Citation X	Cessna	Midsize Jet	
CL30	Challenger 300 series	Bombardier	Midsize Jet	
CL35	Challenger 350	Bombardier	Midsize Jet	
CL60	Challenger 600 series	Bombardier	Heavy Jet	
CRJ2	Challenger 800-850	Bombardier	Heavy Jet	flight type G only
E135	Embraer RJ135	Embraer	Heavy Jet	flight type G only
E145	Embraer RJ145	Embraer	Heavy Jet	flight type G only
E190	Embraer 190	Embraer	Bizliner	flight type G only
E35L	Legacy 600 series	Embraer	Heavy Jet	
E50P	Embraer Phenom 100	Embraer	Light Jet	
E545	Legacy 450 / Praetor 500	Embraer	Midsize Jet	
E550	Embraer Legacy 500	Embraer	Midsize Jet	
E55P	Embraer Phenom 300	Embraer	Light Jet	flight type G and N only
E75L	Embraer RJ175	Embraer	Bizliner	flight type G only
EA50	Eclipse 500	Eclipse	Light Jet	
F2TH	Dassault Falcon 2000	Dassault	Heavy Jet	
F900	Dassault Falcon 900	Dassault	Heavy Jet	
FA10	Dassault Falcon 10/100	Dassault	Light Jet	
FA20	Dassault Falcon 20/200	Dassault	Midsize Jet	
FA50	Dassault Falcon 50	Dassault	Midsize Jet	
FA7X	Dassault Falcon 7X	Dassault	Heavy Jet	
FA8X	Dassault Falcon 8X	Dassault	Heavy Jet	
G150	Gulfstream G150	Gulfstream	Midsize Jet	
G280	Gulfstream G280	Gulfstream	Midsize Jet	
GA5C	Gulfstream G500/550	Gulfstream	Heavy Jet	
GA6C	Gulfstream G600/650	Gulfstream	Heavy Jet	
GALX	Gulfstream G200	Gulfstream	Midsize Jet	
GL5T	Global 5000	Bombardier	Heavy Jet	
GL6T	Global 6000	Bombardier	Heavy Jet	
GLEX	Global Express / 6000	Bombardier	Heavy Jet	
GLF2	Gulfstream 2	Gulfstream	Heavy Jet	
GLF3	Gulfstream 3	Gulfstream	Heavy Jet	
GLF4	Gulfstream G300/450	Gulfstream	Heavy Jet	
GLF5	Gulfstream G500/550	Gulfstream	Heavy Jet	

GLF6	Gulfstream G600/650	Gulfstream	Heavy Jet	flight type G and N only
H25B	Hawker 700-900	Hawker Beechcraft	Midsize Jet	
H25C	British Aerospace 125-1000	British Aerospace	Light Jet	
HA4T	Hawker 4000	Hawker Beechcraft	Midsize Jet	
HDJT	HondaJet	Honda	Light Jet	
HF20	Hansa Jet	Hamburger Flugzeugbau	Light Jet	
LJ23	Learjet 23	Bombardier	Light Jet	
LJ24	Learjet 24	Bombardier	Light Jet	
LJ25	Learjet 25	Bombardier	Light Jet	
LJ28	Learjet 28	Bombardier	Light Jet	
LJ31	Learjet 31	Bombardier	Light Jet	
LJ35	Learjet 35	Bombardier	Light Jet	
LJ40	Learjet 40	Bombardier	Light Jet	
LJ45	Learjet 45	Bombardier	Light Jet	
LJ55	Learjet 55	Bombardier	Midsize Jet	
LJ60	Learjet 60	Bombardier	Midsize Jet	
LJ70	Learjet 70	Bombardier	Midsize Jet	
LJ75	Learjet 75	Bombardier	Midsize Jet	
P180	Piaggio P180 Avanti	Piaggio Aerospace	Turboprop	
PAY2	Piper Cheyenne 2	Piper Aircraft	Turboprop	
PAY3	Piper Cheyenne 3	Piper Aircraft	Turboprop	
PAY4	Piper Cheyenne 400	Piper Aircraft	Turboprop	
PC12	Pilatus PC-12	Pilatus	Turboprop	
PC24	Pilatus PC24	Pilatus	Light Jet	
PRM1	Premier 1	Hawker Beechcraft	Light Jet	
SBR1	Sabreliner	NA Rockwell	Light Jet	
SBR2	Sabreliner	NA Rockwell	Light Jet	
SJ30	Syberjet SJ30	SyberJet	Light Jet	
TBM7	Socata TBM 700	Daher-Socata	Turboprop	
TBM8	Socata TBM 850	Daher-Socata	Turboprop	
TBM9	Socata TBM 900 series	Daher-Socata	Turboprop	
WW23	1123 Westwind	IAI	Midsize Jet	
WW24	1124 Westwind	IAI	Midsize Jet	
EA50	Eclipse 500	Eclipse	Light Jet	

The list is permanently updated ...

DISCLAIMER

This report is provided by EBAA for information purposes only and no representation, warranties or other assurances, express or implied, are given as to the quality, accuracy, or completeness of the information contained in, or provided in connection with the report.

Recipients of this report must determine for themselves whether any matters referred to are suitable for their purposes. Neither EBAA nor any of their affiliates, agents, partners, representatives, consultants or any other company, firm or organisation involved in producing this report, nor any of their successors or assign or any employees, officer or director of any of them shall have any liability with respect to the use or reliance on the report by any person, irrespective of any negligence, omission or default, on the part of the foregoing persons.

Any reproduction or publication of this report, in whole or in part, is strictly forbidden without the written consent of EBAA. Please write to communications@ebaa.org for questions related to the use of this report.

For more information, please contact:

Square de Meeûs 37
BE - 1000 Brussels - Belgium

Phone: +32 2 318 28 00
Fax: +32 2 318 28 01

Follow us



@EUROPEANBUSINESSAVIATIONASSOCIATION



@EBAAORG



EUROPEAN BUSINESS AVIATION ASSOCIATION



@EUROPEAN_BUSINESS_AVIATION

www.ebaa.org