

BUSINESS AVIATION TRAFFIC TRACKER EUROPE

MARCH 2023



EUROPEAN BUSINESS AVIATION ASSOCIATION



Athar was my direct boss, a model and a friend. His passing few weeks ago leaves a huge void and I find as much comfort as possible in the messages I can read about him since.

I have been working at EBAA for almost 9 years now, and Athar has been one of those people who have made me love every day of my work. His kindness, trust and advice have accompanied me at every moment, helping me to grow professionally and as a human. Athar always said that "leading" our team was his privilege. He developed our self-confidence because he truly trusted us. I try to convince myself that at my level, and through my actions in EBAA, I honored him every day.

What I want to keep from him is that what defines the person we are is always the behaviour we have towards others. I have never met anyone so balanced and fair in his relationship with others. Athar has always treated people with the highest respect, and not only with words.

I am incredibly privileged to have shared these few years so close to him and to benefit from his model.

Thank you for everything Athar,

*Arthur
Market and Business Intelligence Senior Manager*



DEPARTURES, ARRIVALS, INTERNALS AND OVERFLIGHTS (DAIO) REPORT

TOTAL BUSINESS AVIATION FLIGHTS



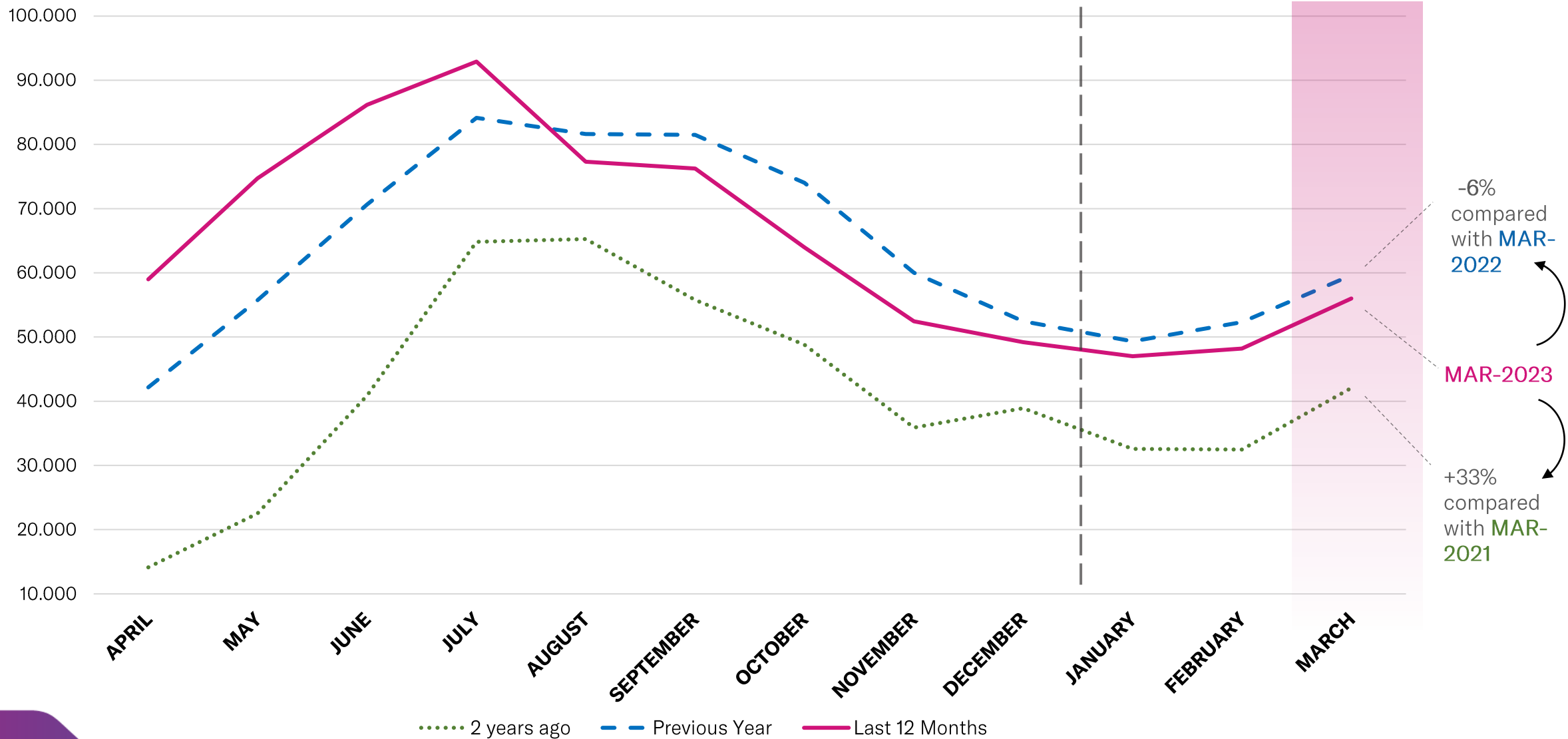
Business Aviation (ECAC Area)

	ARRIVAL			DEPARTURE			INTERNAL			OVERFLIGHT			PREVIOUS YEAR	CURRENT YEAR	GROWTH
	Previous Year	Current Year	Growth	Previous Year	Current Year	Growth	Previous Year	Current Year	Growth	Previous Year	Current Year	Growth			
Apr 2022	3.022	3.161	4,6%	2.916	3.046	4,5%	35.397	52.377	48,0%	838	417	-50,2%	42.173	59.001	39,9%
May 2022	3.289	3.767	14,5%	3.127	3.567	14,1%	48.700	66.925	37,4%	626	450	-28,1%	55.742	74.709	34,0%
Jun 2022	4.178	4.309	3,1%	3.974	4.027	1,3%	62.055	77.464	24,8%	432	352	-18,5%	70.639	86.152	22,0%
Jul 2022	4.743	4.269	-10,0%	4.634	4.293	-7,4%	74.319	84.058	13,1%	448	291	-35,0%	84.144	92.911	10,4%
Aug 2022	4.718	3.694	-21,7%	4.632	3.742	-19,2%	71.821	69.593	-3,1%	460	269	-41,5%	81.631	77.298	-5,3%
Sep 2022	4.404	4.031	-8,5%	4.433	3.929	-11,4%	72.273	67.897	-6,1%	389	385	-1,0%	81.499	76.242	-6,5%
Oct 2022	4.623	3.648	-21,1%	4.694	3.807	-18,9%	63.869	56.007	-12,3%	823	503	-38,9%	74.009	63.965	-13,6%
Nov 2022	4.090	3.236	-20,9%	4.100	3.196	-22,0%	50.937	45.521	-10,6%	881	482	-45,3%	60.008	52.435	-12,6%
Dec 2022	3.897	2.999	-23,0%	4.056	3.117	-23,2%	43.747	42.456	-3,0%	756	610	-19,3%	52.456	49.182	-6,2%
Jan 2023	3.785	3.036	-19,8%	3.548	2.825	-20,4%	41.167	40.683	-1,2%	832	462	-44,5%	49.332	47.006	-4,7%
Feb 2023	3.432	2.644	-23,0%	3.241	2.579	-20,4%	45.034	42.611	-5,4%	607	379	-37,6%	52.314	48.213	-7,8%
Mar 2023	3.418	3.316	-3,0%	3.408	3.255	-4,5%	52.131	48.957	-6,1%	654	469	-28,3%	59.611	55.997	-6,1%
Grand Total	47.599	42.110	-11,5%	46.763	41.383	-11,5%	661.450	694.549	5,0%	7.746	5.069	-34,6%	763.558	783.111	2,6%

DEPARTURES, ARRIVALS, INTERNALS AND OVERFLIGHTS (DAIO) REPORT

TOTAL BUSINESS AVIATION FLIGHTS

EBAA TRAFFIC TRACKER - MARCH 2023



-6% compared with MAR-2022

MAR-2023

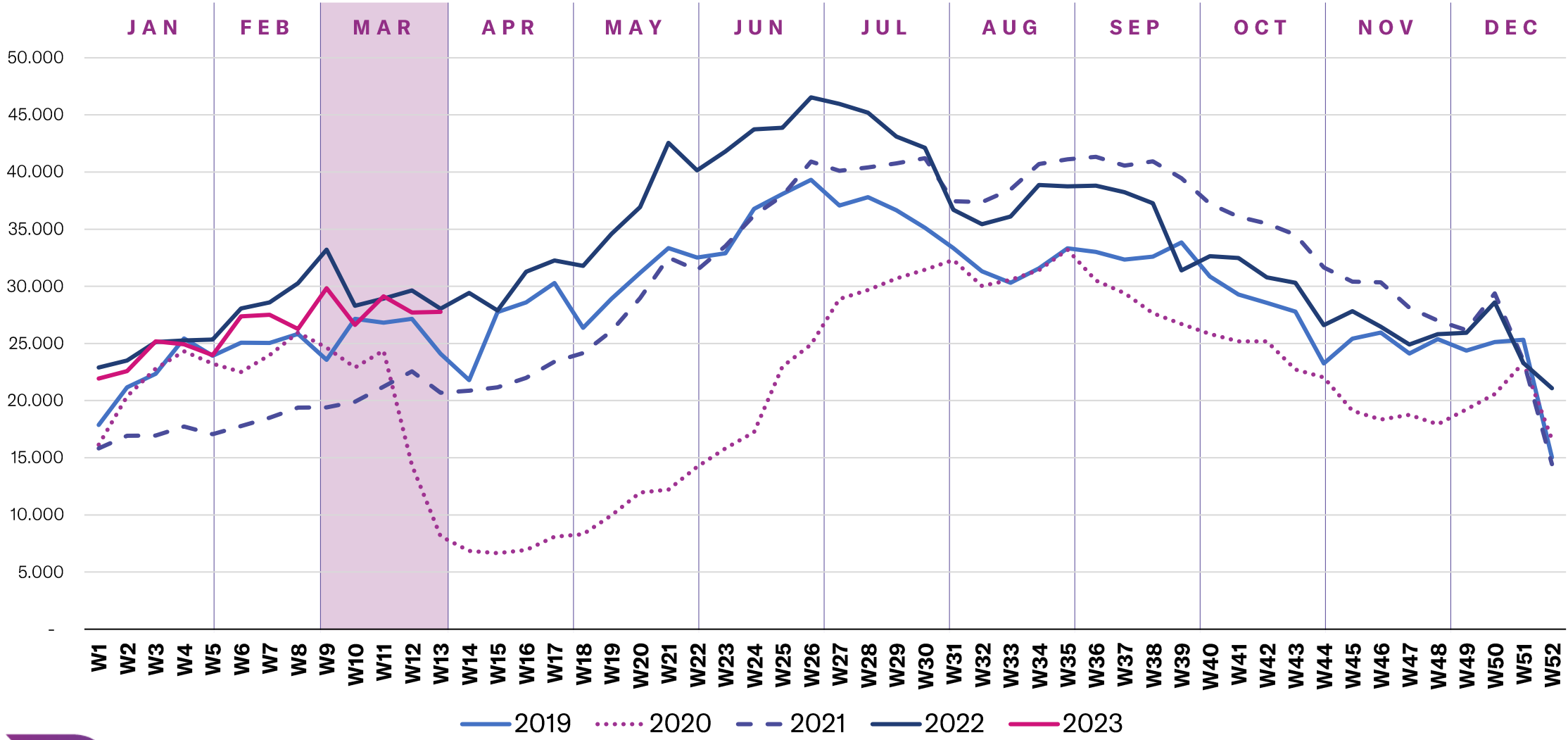
+33% compared with MAR-2021

WEEK BY WEEK DETAILS IN EUROPE

BUSINESS AVIATION WEEKLY MOVEMENTS (DEPARTURES + ARRIVALS)



EBAA TRAFFIC TRACKER - MARCH 2023



EUROPEAN STATES – STATE OF PLAY

« YEAR-TO-DATE » details in Europe (flights from january onwards)

STATE OF PLAY - YTD (from january onwards)

	MONTH CURRENT YEAR	MONTH GROWTH	YTD CURRENT YEAR	YTD GROWTH
FRANCE	19.156	-13%	52.262	-8%
UNITED KINGDOM	15.990	-5%	43.849	-3%
GERMANY	15.341	-1%	40.633	0%
SWITZERLAND	9.036	-6%	26.786	-3%
ITALY	9.365	4%	23.986	5%
SPAIN	7.903	0%	20.367	-8%
TURKEY	3.113	0%	10.534	27%
SWEDEN	3.826	4%	10.255	5%
AUSTRIA	3.423	-12%	9.629	-9%
NORWAY	3.308	-9%	9.091	-5%
NETHERLANDS	2.938	9%	6.798	4%
BELGIUM	2.430	-11%	6.385	-12%
POLAND	2.006	-14%	5.135	-6%
GREECE	1.958	14%	4.417	9%
CZECH REPUBLIC	1.621	4%	4.301	-2%
PORTUGAL	1.492	-5%	3.883	-6%
FINLAND	1.340	4%	3.627	1%
IRELAND	1.372	13%	3.341	8%
DENMARK	1.244	2%	3.286	2%
ROMANIA	893	-36%	2.683	-14%
HUNGARY	712	-16%	2.170	-9%
SLOVAKIA	657	0%	1.679	4%
LUXEMBOURG	651	-5%	1.672	-3%
SERBIA	576	-19%	1.664	-22%
CROATIA	610	3%	1.578	-2%
CYPRUS	546	-9%	1.476	-13%
BULGARIA	415	15%	1.106	7%
MALTA	343	-24%	983	-12%
SLOVENIA	304	-1%	695	-15%
ICELAND	266	13%	610	1%
LITHUANIA	199	-31%	542	-34%
ESTONIA	191	-27%	452	-43%
MONTENEGRO	133	-38%	404	-15%
LATVIA	152	-18%	396	-57%
BOSNIA AND HERZEGOVINA	111	-30%	293	-2%
ALBANIA	115	17%	238	-24%
MOLDOVA	75	53%	189	25%
MACEDONIA	75	-12%	180	-5%
UKRAINE	-	-	-	-100%















EBAA TRAFFIC TRACKER - MARCH 2023

TOP 10 ACTIVE AIRPORTS – MARCH 2023

AVERAGE DAILY BUSINESS AVIATION DEPARTURES

























EBA A TRAFFIC TRACKER - MARCH 2023

RANK	ICAO CODE	NAME	MONTH CURRENT YEAR	MONTH GROWTH	YTD CURRENT YEAR	YTD GROWTH
1	LFPB	 PARIS LE BOURGET	74,7	-7,6%	68,5	-1,1%
2	LSGG	 GENEVA	46,8	-5,3%	43,4	-5,4%
3	EGLF	 FARNBOROUGH	36,3	-8,3%	34,5	-11,3%
4	EGGW	 LONDON LUTON	33,8	-6,5%	31,2	-4,2%
5 	LFMN	 NICE	33,5	-1,6%	29,3	-12,6%
6 	LSZH	 ZURICH	33,0	-3,2%	32,9	0,6%
7	LIML	 MILAN LINATE	28,8	5,7%	26,7	9,4%
8	EGKB	 LONDON BIGGIN HILL	22,8	-12,7%	24,0	-11,0%
9 	EHAM	 AMSTERDAM	21,1	12,4%	17,3	11,2%
10 	LEMD	 MADRID BARAJAS	19,1	-9,3%	17,1	-7,4%

TOP 30 AIRPORTS – STATE OF PLAY

« YEAR-TO-DATE » details in Europe (flights from january onwards)

STATE OF PLAY - YTD (from january onwards)

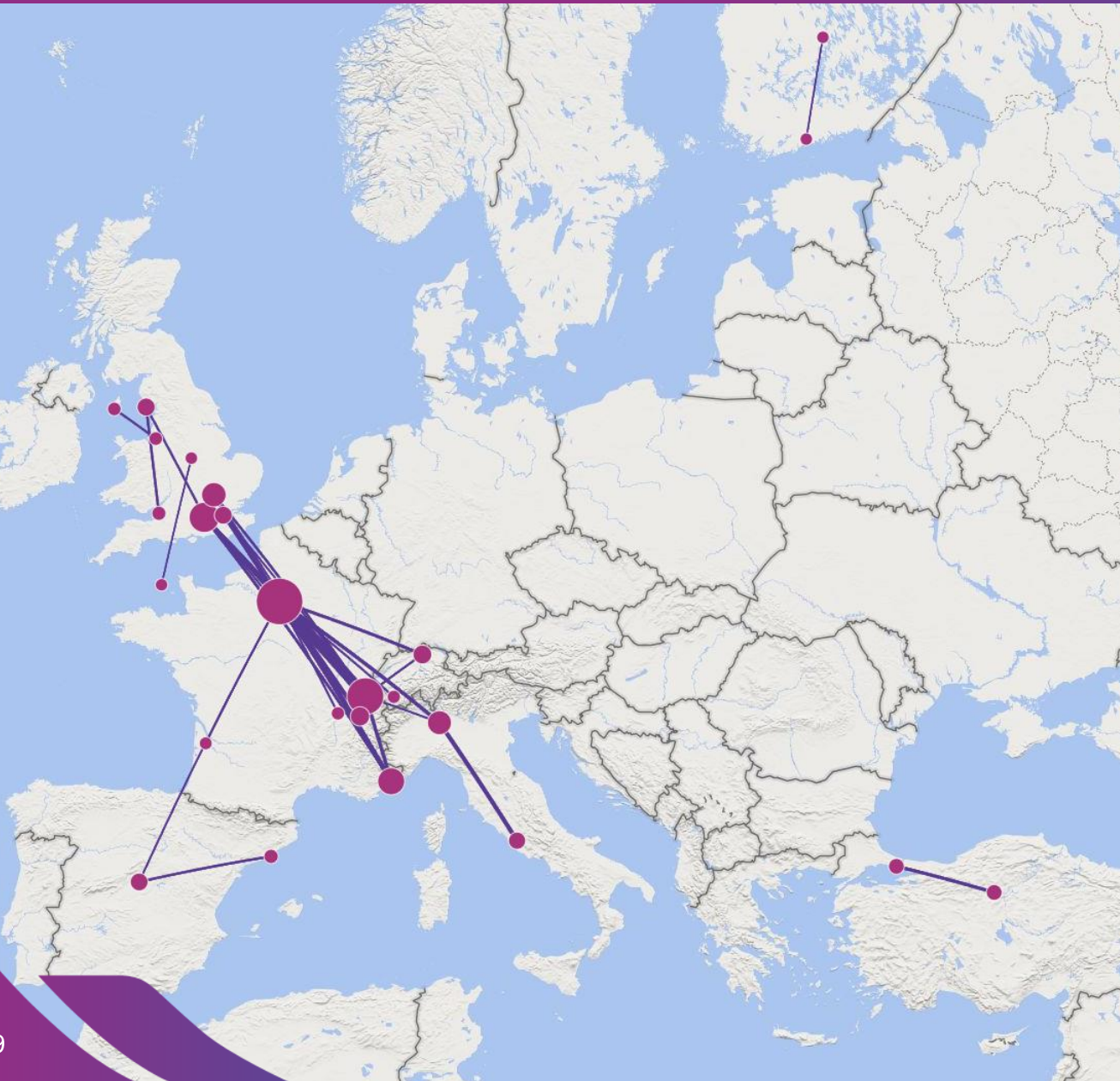
	MONTH CURRENT YEAR	MONTH GROWTH	YTD CURRENT YEAR	YTD GROWTH
 PARIS LE BOURGET	4.785	-7%	12.770	-1%
 GENEVA INTERNATIONAL	3.096	-6%	8.419	-6%
 FARNBOROUGH	2.322	-10%	6.451	-12%
 ZURICH	2.168	-2%	6.297	3%
 LONDON LUTON	2.185	-7%	5.909	-5%
 NICE CÔTE D'AZUR	2.181	1%	5.496	-12%
 MILANO LINATE	1.854	6%	5.003	10%
 LONDON BIGGIN HILL	1.466	-12%	4.527	-10%
 AMSTERDAM SCHIPHOL	1.368	11%	3.269	11%
 ROMA CIAMPINO	1.291	9%	3.255	2%
 ISTANBUL ATATÜRK	985	-18%	3.235	2%
 MADRID BARAJAS	1.230	-6%	3.170	-6%
 BERLIN SCHÖNEFELD	1.182	-9%	3.076	-12%
 WIEN SCHWECHAT	1.095	-12%	2.969	-11%
 CHAMBERY SAVOIE MONT BLANC	1.002	-9%	2.955	-5%
 PRAGUE VACLAV HAVEL	1.061	0%	2.936	-2%
 MÜNCHEN	1.094	0%	2.895	-14%
 SION	871	-22%	2.741	-18%
 PALMA DE MALLORCA	1.023	-6%	2.417	-15%
 MALAGA COSTA DEL SOL	912	-7%	2,357	-26%
 HAMBURG	904	-1%	2.323	-2%
 BARCELONA	928	-3%	2.323	-6%
 STUTTGART	795	2%	2.238	3%
 SALZBURG W. A. MOZART	776	-3%	2.236	-6%
 INNSBRUCK	712	-12%	2.171	-3%
 ENGADIN - ST MORITZ/SAMEDAN	498	-17%	2.169	-5%
 LONDON STANSTED	757	-8%	2.082	-4%
 DUSSELDORF	700	-4%	1.998	-3%
 KÖLN BONN	723	-12%	1.900	-15%
 FRANKFURT MAIN INTERNATIONAL	715	8%	1.897	11%

TOP 30 BUSINESS AVIATION ROUTES – STATE OF PLAY

« YEAR-TO-DATE » details in Europe (flights from january onwards)



EBAA TRAFFIC TRACKER - MARCH 2023



AIRPORT 1		AIRPORT 2		YTD CURRENT YEAR	YTD GROWTH(*)
🇫🇷 LFPB	Paris Le Bourget	🇨🇭 LSGG	Geneva International	1.020	+5%
🇫🇷 LFPB	Paris Le Bourget	🇫🇷 LFMN	Nice Côte d'Azur	464	+4%
🇮🇹 LIRA	Roma Ciampino	🇮🇹 LIML	Milano Linate	400	-5%
🇨🇭 LSGG	Geneva International	🇬🇧 EGLF	Farnborough	373	-20%
🇬🇧 EGGW	London Luton	🇫🇷 LFPB	Paris Le Bourget	365	+22%
🇬🇧 EGLF	Farnborough	🇫🇷 LFPB	Paris Le Bourget	356	-9%
🇫🇷 LFLB	Chambery Savoie Mont Blanc	🇫🇷 LFPB	Paris Le Bourget	352	-6%
🇫🇷 LFPB	Paris Le Bourget	🇮🇹 LIML	Milano Linate	340	+15%
🇨🇭 LSGG	Geneva International	🇫🇷 LFMN	Nice Côte d'Azur	322	-2%
🇹🇷 LTBA	Istanbul Atatürk	🇹🇷 LTAC	Ankara Esenboğa	318	+13%
🇨🇭 LSZH	Zurich	🇫🇷 LFPB	Paris Le Bourget	295	+22%
🇬🇧 EGLF	Farnborough	🇫🇷 LFMN	Nice Côte d'Azur	273	-5%
🇫🇷 LFPB	Paris Le Bourget	🇬🇧 EGKB	London Biggin Hill	266	+7%
🇨🇭 LSGG	Geneva International	🇬🇧 EGGW	London Luton	244	-8%
🇪🇸 LEBL	Barcelona	🇪🇸 LEMD	Madrid Barajas	244	-8%
🇬🇧 EGNL	Walney Island	🇬🇧 EGGD	Bristol	237	+18%
🇬🇧 EGLF	Farnborough	🇬🇧 EGNL	Walney Island	219	+6%
🇨🇭 LSGG	Geneva International	🇨🇭 LSZH	Zurich	211	-24%
🇬🇧 EGGP	Liverpool International	🇬🇧 EGNS	Ronaldsway	211	+12%
🇫🇷 LFPB	Paris Le Bourget	🇫🇷 LFLY	Lyon Bron	201	+25%
🇫🇷 LFPB	Paris Le Bourget	🇨🇭 LSGS	Sion	196	-23%
🇪🇸 LEMD	Madrid Barajas	🇫🇷 LFPB	Paris Le Bourget	191	-5%
🇬🇧 EGGW	London Luton	🇬🇧 EGLF	Farnborough	191	-5%
🇫🇷 LFLB	Chambery Savoie Mont Blanc	🇬🇧 EGLF	Farnborough	187	-6%
🇮🇹 LIML	Milano Linate	🇫🇷 LSGG	Geneva International	184	+44%
🇫🇷 LFPB	Paris Le Bourget	🇫🇷 LFBG	Bordeaux Merignac	182	-22%
🇨🇭 LSGG	Geneva International	🇬🇧 EGKB	London Biggin Hill	177	-20%
🇮🇪 EGJB	Guernsey	🇬🇧 EGNX	East Midlands	167	+21%
🇬🇧 EGGW	London Luton	🇫🇷 LFMN	Nice Côte d'Azur	166	-24%
🇫🇮 EFHK	Helsinki Vantaa	🇫🇮 EFJY	Jyväskylä	164	+14%

TOP 10 FLOWS– MARCH 2023

AVERAGE DAILY BUSINESS AVIATION FLIGHTS



ORIGIN	DESTINATION	MONTH CURRENT YEAR	MONTH GROWTH	YTD CURRENT YEAR	YTD GROWTH
FRANCE	FRANCE	119,7	-18,3%	112,3	-15,8%
GERMANY	GERMANY	114,0	-2,7%	103,6	0,2%
UK	UK	103,2	-3,8%	95,4	-2,5%
NORWAY	NORWAY	41,9	-9,2%	40,0	-6,7%
SWEDEN	SWEDEN	40,9	6,3%	37,6	5,9%
ITALY	ITALY	40,8	-0,2%	36,1	0,8%
SPAIN-CONTINENTAL	SPAIN-CONTINENTAL	39,7	-2,2%	34,3	-9,7%
FRANCE	SWITZERLAND	28,9	-10,4%	28,1	-0,1%
SWITZERLAND	FRANCE	28,3	-7,4%	27,1	-0,5%
FRANCE	UK	28,0	-7,7%	27,6	1,6%

TRAFFIC PER STATE – MARCH 2023

AVERAGE DAILY BUSINESS AVIATION FLIGHTS – PART 1



EBA A TRAFFIC TRACKER - MARCH 2023

STATE	MONTH CURRENT YEAR	MONTH PREVIOUS YEAR	MONTH CHANGE	MONTH GROWTH	YTD CURRENT YEAR	YTD PREVIOUS YEAR	YTD CHANGE	YTD GROWTH
NM Area	1.819,9	1.934,2	-114,3	-5,9%	1.692,0	1.800,6	-108,5	-6,0%
ECAC	1.806,4	1.922,9	-116,6	-6,1%	1.680,2	1.791,7	-111,6	-6,2%
ESRA08	1.790,3	1.900,4	-110,1	-5,8%	1.665,2	1.765,1	-99,9	-5,7%
ESRA02	1.781,2	1.887,7	-106,6	-5,6%	1.657,5	1.749,0	-91,5	-5,2%
SES-RP2	1.750,2	1.860,2	-110,0	-5,9%	1.617,1	1.727,4	-110,3	-6,4%
SES-RP3	1.662,3	1.771,2	-108,9	-6,2%	1.536,0	1.646,8	-110,7	-6,7%
EU27	1.612,8	1.717,6	-104,8	-6,1%	1.488,6	1.597,1	-108,5	-6,8%
FABEC	1.202,4	1.284,8	-82,5	-6,4%	1.121,1	1.190,5	-69,4	-5,8%
France	702,6	783,1	-80,5	-10,3%	664,3	725,2	-60,9	-8,4%
Germany	553,2	563,2	-10,1	-1,8%	504,6	525,3	-20,7	-3,9%
UK-Ireland FAB	429,8	454,0	-24,2	-5,3%	406,8	416,0	-9,2	-2,2%
UK	421,9	447,6	-25,7	-5,8%	400,1	410,5	-10,4	-2,5%
BLUE MED FAB	409,8	416,9	-7,1	-1,7%	364,1	375,7	-11,6	-3,1%
Switzerland	370,2	411,0	-40,9	-9,9%	363,3	395,6	-32,3	-8,2%
Italy	347,1	350,6	-3,5	-1,0%	306,2	315,1	-8,9	-2,8%
FAB CE	339,2	350,3	-11,1	-3,2%	318,5	335,9	-17,4	-5,2%
South West FAB	247,8	250,2	-2,4	-1,0%	221,2	240,6	-19,4	-8,1%
Spain	241,2	244,0	-2,8	-1,2%	215,7	235,9	-20,2	-8,6%
Spain-Continental	231,6	235,9	-4,3	-1,8%	206,2	227,9	-21,7	-9,5%
Austria	231,6	232,4	-0,8	-0,3%	215,2	223,2	-7,9	-3,6%
Belgium/Luxembourg	223,9	221,4	2,6	1,2%	201,7	199,3	2,3	1,2%
Netherlands	158,5	155,5	3,0	1,9%	136,7	138,3	-1,6	-1,2%

TRAFFIC PER STATE – MARCH 2023

AVERAGE DAILY BUSINESS AVIATION FLIGHTS – PART 2



EBA A TRAFFIC TRACKER - MARCH 2023

STATE	MONTH CURRENT YEAR	MONTH PREVIOUS YEAR	MONTH CHANGE	MONTH GROWTH	YTD CURRENT YEAR	YTD PREVIOUS YEAR	YTD CHANGE	YTD GROWTH
DK-SE FAB	128,9	130,6	-1,8	-1,4%	118,2	125,2	-7,0	-5,6%
Türkiye	115,5	125,6	-10,1	-8,1%	122,3	113,7	8,6	7,6%
NEFAB	94,5	104,9	-10,4	-9,9%	87,2	130,3	-43,1	-33,1%
Danube FAB	83,8	100,3	-16,5	-16,4%	83,7	88,0	-4,3	-4,9%
Czech Republic	95,4	99,9	-4,5	-4,5%	89,4	103,8	-14,4	-13,9%
Sweden	98,4	96,2	2,2	2,3%	89,8	95,5	-5,7	-5,9%
Greece	84,6	95,2	-10,5	-11,1%	77,8	80,1	-2,3	-2,9%
Hungary	72,7	89,6	-16,9	-18,8%	71,7	77,3	-5,5	-7,2%
Serbia/Montenegro	80,2	84,2	-4,1	-4,8%	77,3	77,7	-0,4	-0,5%
Ireland	82,5	82,2	0,4	0,4%	72,7	66,7	5,9	8,9%
Croatia	83,0	80,3	2,7	3,3%	76,9	74,7	2,2	3,0%
Baltic FAB	65,7	77,7	-12,0	-15,4%	59,1	101,4	-42,3	-41,7%
Bulgaria	67,1	74,7	-7,5	-10,1%	66,0	63,8	2,2	3,4%
Norway	66,7	74,0	-7,3	-9,8%	62,7	67,1	-4,4	-6,6%
Poland	63,7	73,5	-9,7	-13,3%	57,4	94,4	-37,0	-39,2%
Romania	48,6	65,6	-16,9	-25,8%	49,7	57,6	-7,9	-13,8%
Denmark	60,6	63,8	-3,1	-4,9%	55,2	62,0	-6,8	-11,0%
Slovenia	54,0	52,1	1,9	3,7%	48,2	50,2	-2,1	-4,1%
Lisbon FIR	50,6	51,7	-1,0	-2,0%	46,6	48,5	-2,0	-4,1%
Slovakia	42,8	51,5	-8,8	-17,0%	41,1	49,1	-7,9	-16,2%
Cyprus	43,2	48,1	-4,8	-10,1%	40,1	43,6	-3,5	-8,1%
Bosnia and Herzegovina	45,1	42,5	2,6	6,1%	42,7	38,7	4,0	10,3%

TRAFFIC PER STATE – MARCH 2023

AVERAGE DAILY BUSINESS AVIATION FLIGHTS – PART 3



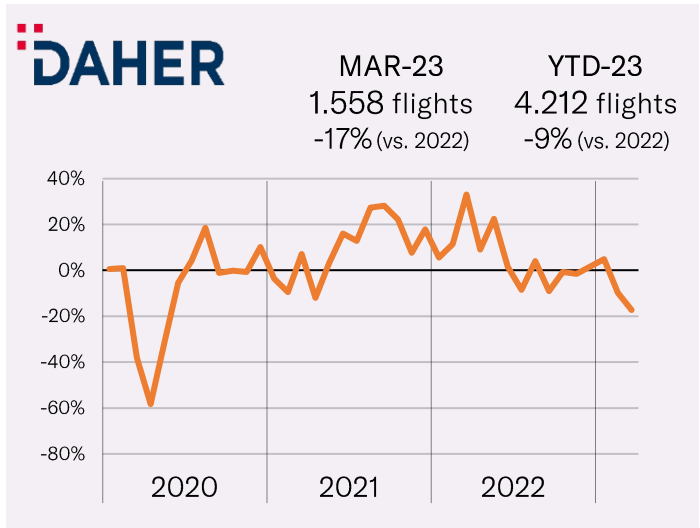
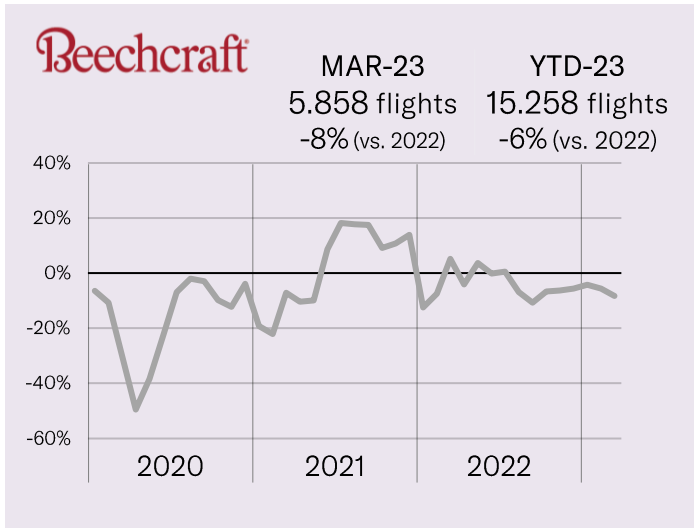
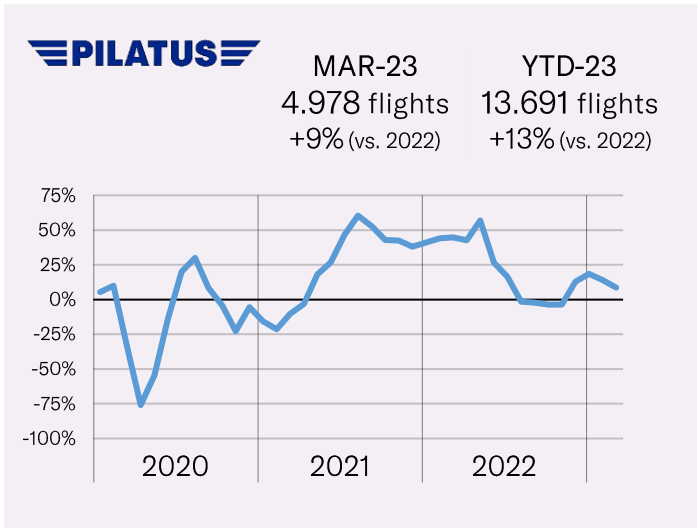
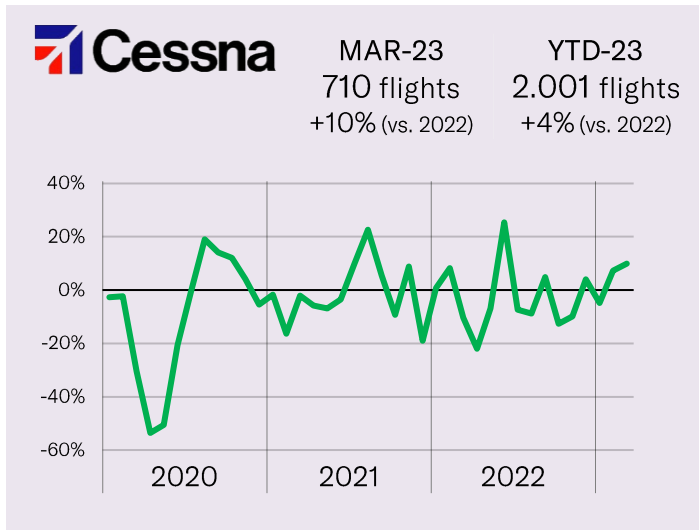
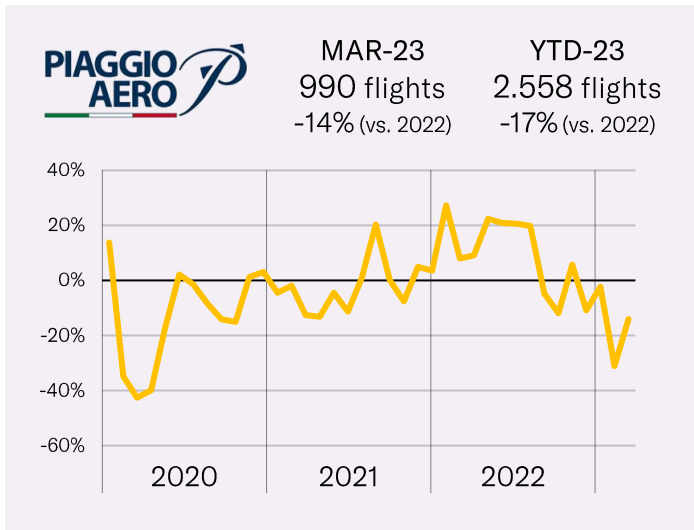
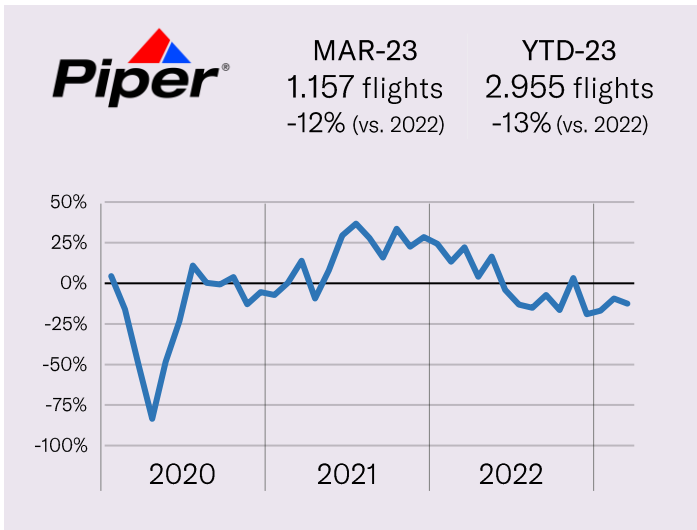
EBA A TRAFFIC TRACKER - MARCH 2023

STATE	MONTH CURRENT YEAR	MONTH PREVIOUS YEAR	MONTH CHANGE	MONTH GROWTH	YTD CURRENT YEAR	YTD PREVIOUS YEAR	YTD CHANGE	YTD GROWTH
Egypt	40,0	40,5	-0,4	-1,0%	37,1	33,1	4,1	12,3%
Morocco	44,3	38,0	6,3	16,7%	40,2	36,0	4,1	11,5%
Israel	22,8	26,3	-3,5	-13,4%	21,0	22,3	-1,3	-5,8%
Azerbaijan	22,1	25,1	-3,0	-12,1%	19,9	19,9	0,0	0,1%
Finland	24,4	25,0	-0,6	-2,6%	21,3	27,0	-5,6	-20,9%
Albania	22,6	22,0	0,7	3,1%	19,5	20,0	-0,4	-2,1%
Malta	16,3	21,9	-5,6	-25,8%	16,2	18,5	-2,3	-12,4%
North Macedonia	16,7	18,7	-1,9	-10,4%	15,8	16,7	-0,8	-5,1%
Spain-Canaries	20,6	18,6	2,0	10,9%	20,7	20,3	0,4	2,0%
Santa Maria FIR	19,9	18,5	1,4	7,5%	18,9	19,2	-0,3	-1,4%
Iceland	15,3	16,6	-1,4	-8,2%	13,5	14,8	-1,3	-8,6%
Lithuania	9,5	15,1	-5,6	-37,1%	9,3	39,8	-30,5	-76,6%
Georgia	11,5	13,2	-1,6	-12,5%	11,5	9,7	1,7	17,6%
Latvia	9,8	13,2	-3,4	-25,9%	8,7	42,6	-33,9	-79,5%
Estonia	9,5	12,7	-3,3	-25,6%	8,1	16,5	-8,4	-50,9%
Tunisia	8,3	9,2	-0,9	-10,1%	7,4	7,7	-0,3	-4,0%
Armenia	7,8	7,5	0,3	4,3%	6,7	5,1	1,6	32,4%
Libya	4,2	6,1	-1,9	-31,2%	4,2	5,4	-1,2	-22,5%
Belarus	0,7	3,6	-3,0	-81,4%	0,7	12,6	-11,9	-94,1%
Moldova	1,8	1,3	0,5	37,5%	1,6	4,9	-3,3	-67,6%
Ukraine	0,0	0,1	0,0	-50,0%	0,1	25,4	-25,3	-99,8%

TURBOPROPS OEMS – MARCH 2023

MONTHLY TRAFFIC & MONTHLY GROWTH

EBAA TRAFFIC TRACKER - MARCH 2023



JET OEMS (1/2) – MARCH 2023

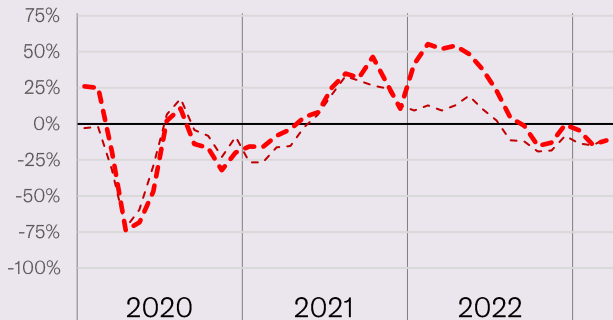
MONTHLY TRAFFIC & MONTHLY GROWTH



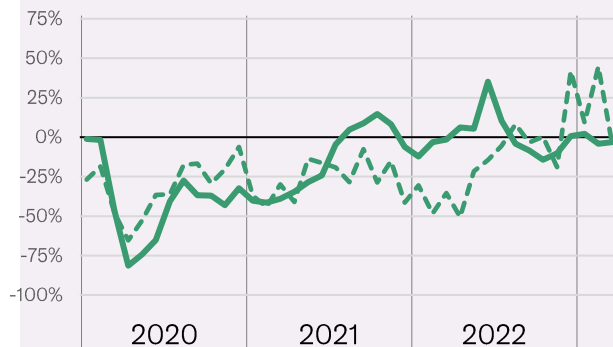
EBAA TRAFFIC TRACKER - MARCH 2023



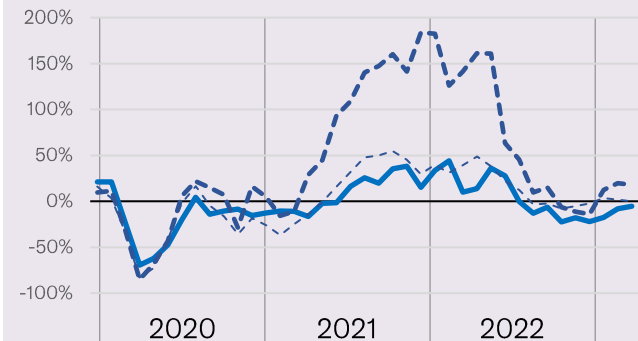
MAR-23 **YTD-23**
 15.936 flights 42.324 flights
 -10% (vs. 2022) -12% (vs. 2022)



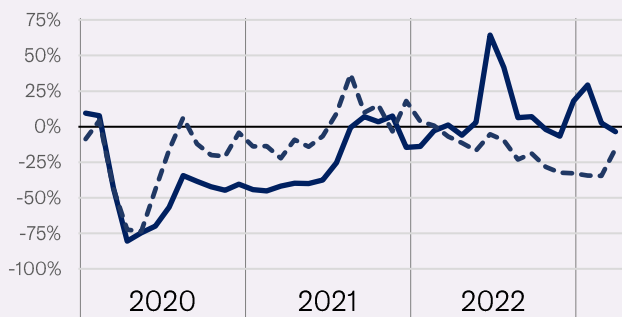
MAR-23 **YTD-23**
 5.021 flights 13.505 flights
 -3% (vs. 2022) -1% (vs. 2022)



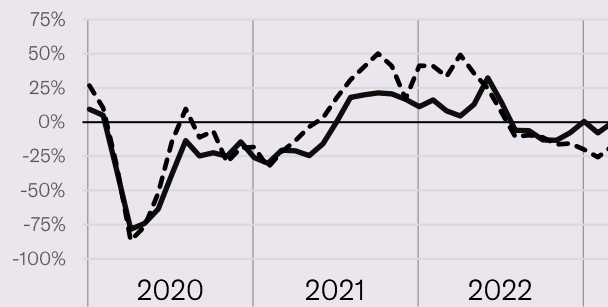
MAR-23 **YTD-23**
 6.442 flights 17.656 flights
 +1% (vs. 2022) +0% (vs. 2022)



MAR-23 **YTD-23**
 3.839 flights 10.553 flights
 -6% (vs. 2022) +1% (vs. 2022)



MAR-23 **YTD-23**
 7.338 flights 20.413 flights
 -6% (vs. 2022) -6% (vs. 2022)



**Heavy
Jets**



**Medium
Jets**



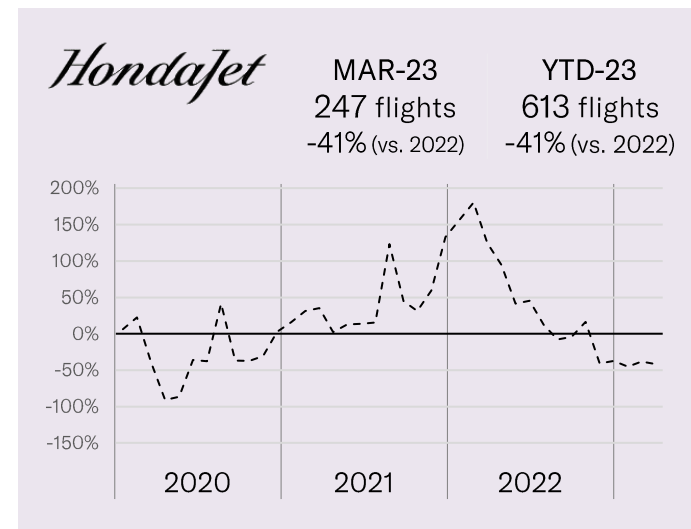
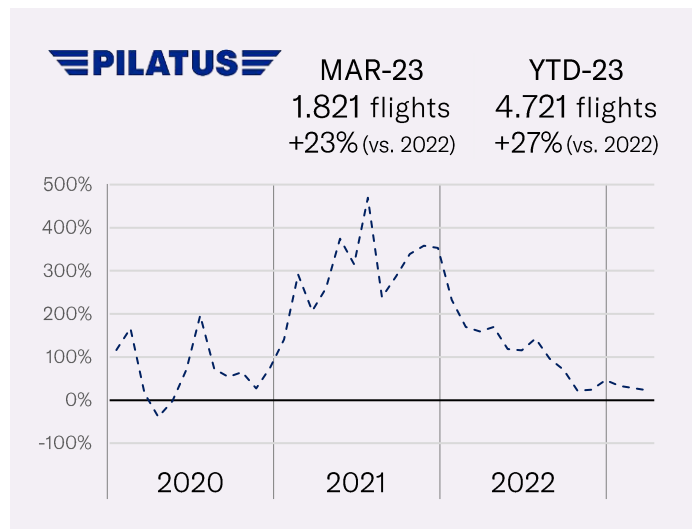
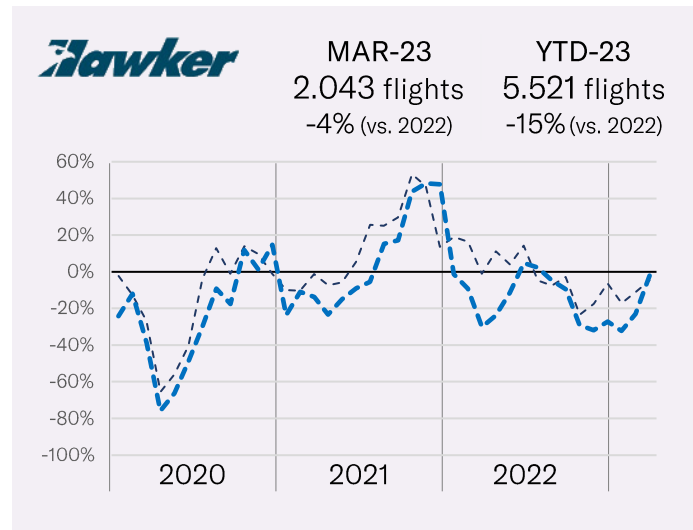
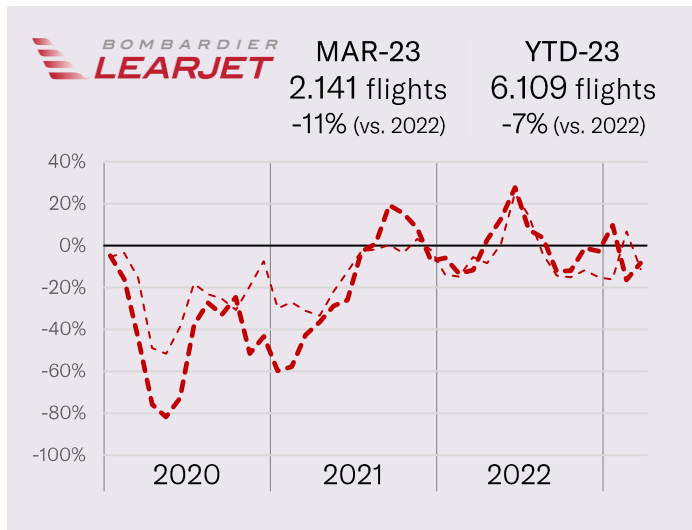
**Light
Jets**

JET OEMS (2/2) – MARCH 2023

MONTHLY TRAFFIC & MONTHLY GROWTH



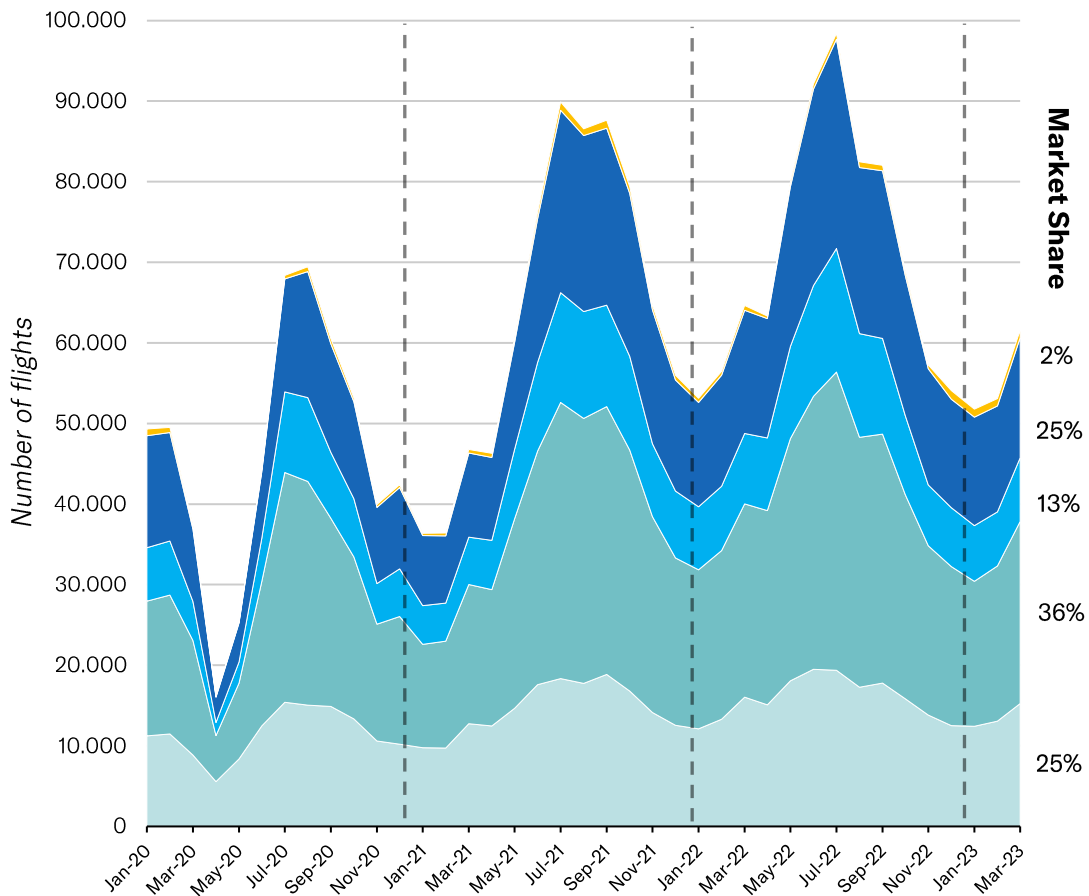
EBAA TRAFFIC TRACKER - MARCH 2023



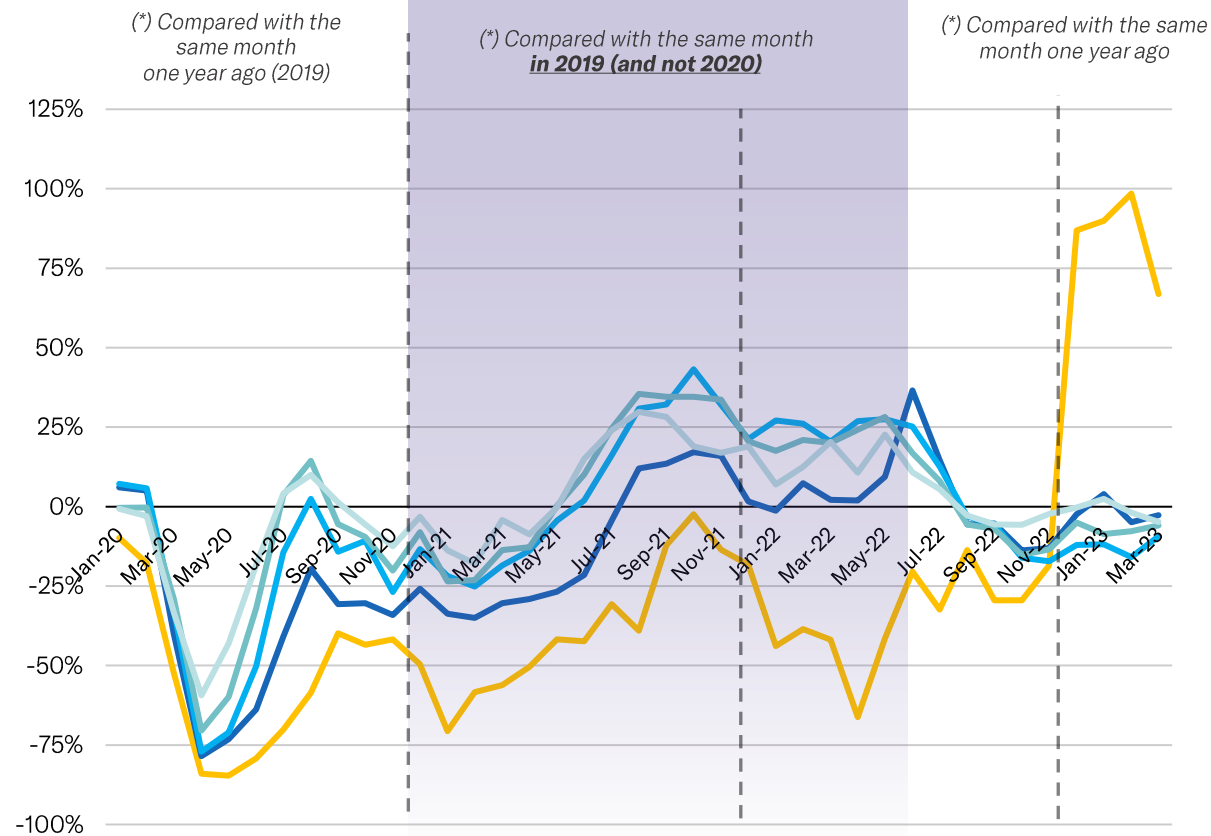
BUSINESS AVIATION AIRPLANES – MARCH 2023

MONTHLY TRAFFIC & MONTHLY GROWTH

Activity per aircraft segment



Monthly Growth - compared with */**



(*) Compared with the same month one year ago (2019)

(*) Compared with the same month in 2019 (and not 2020)

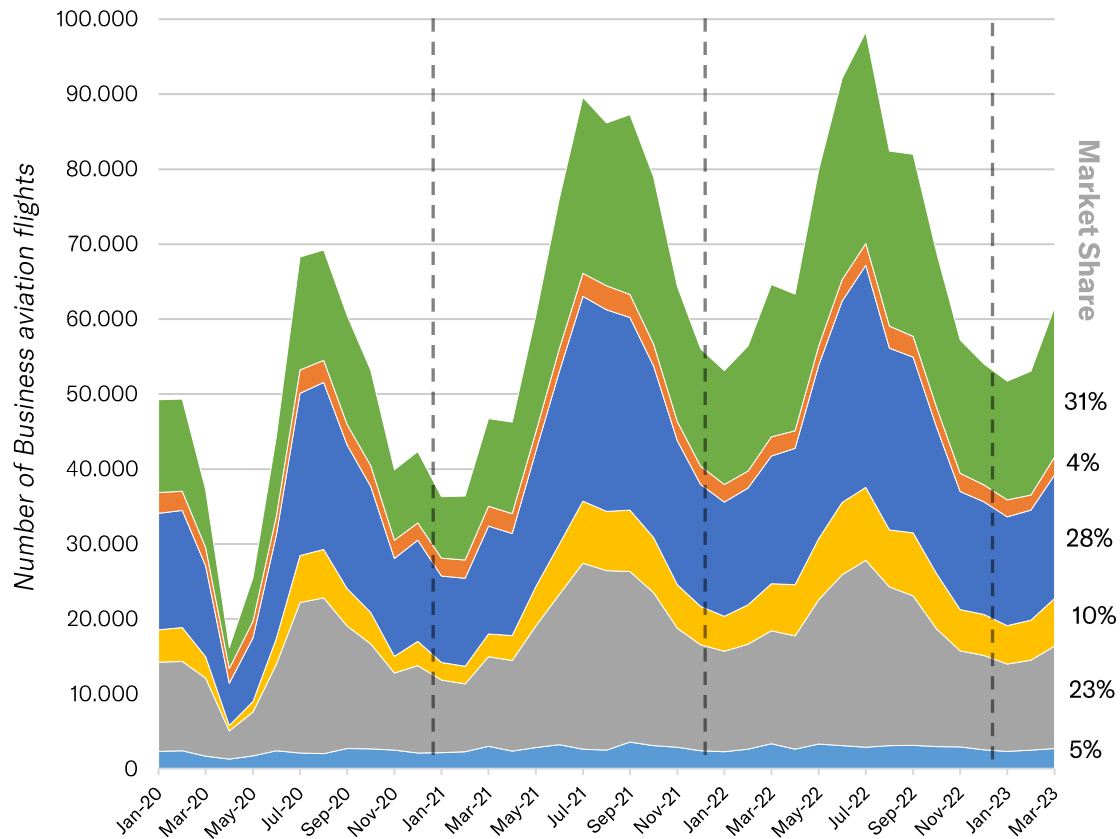
(*) Compared with the same month one year ago

BUSINESS AVIATION OPERATORS – MARCH 2023

MONTHLY TRAFFIC & MONTHLY GROWTH



Activity in per operator main type



Private Ownership



Ambulance



Fractional Ownership



Aircraft Management

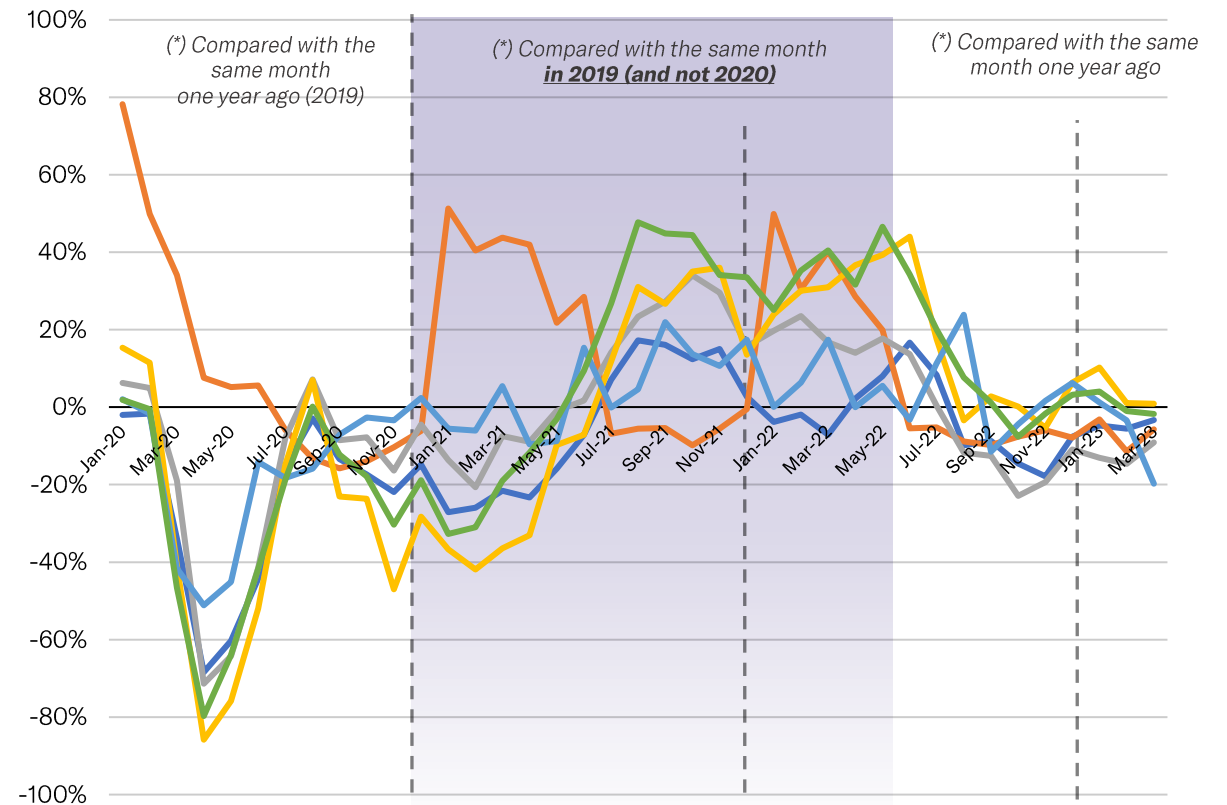


Branded Charter



Government

Monthly Growth - compared with */**



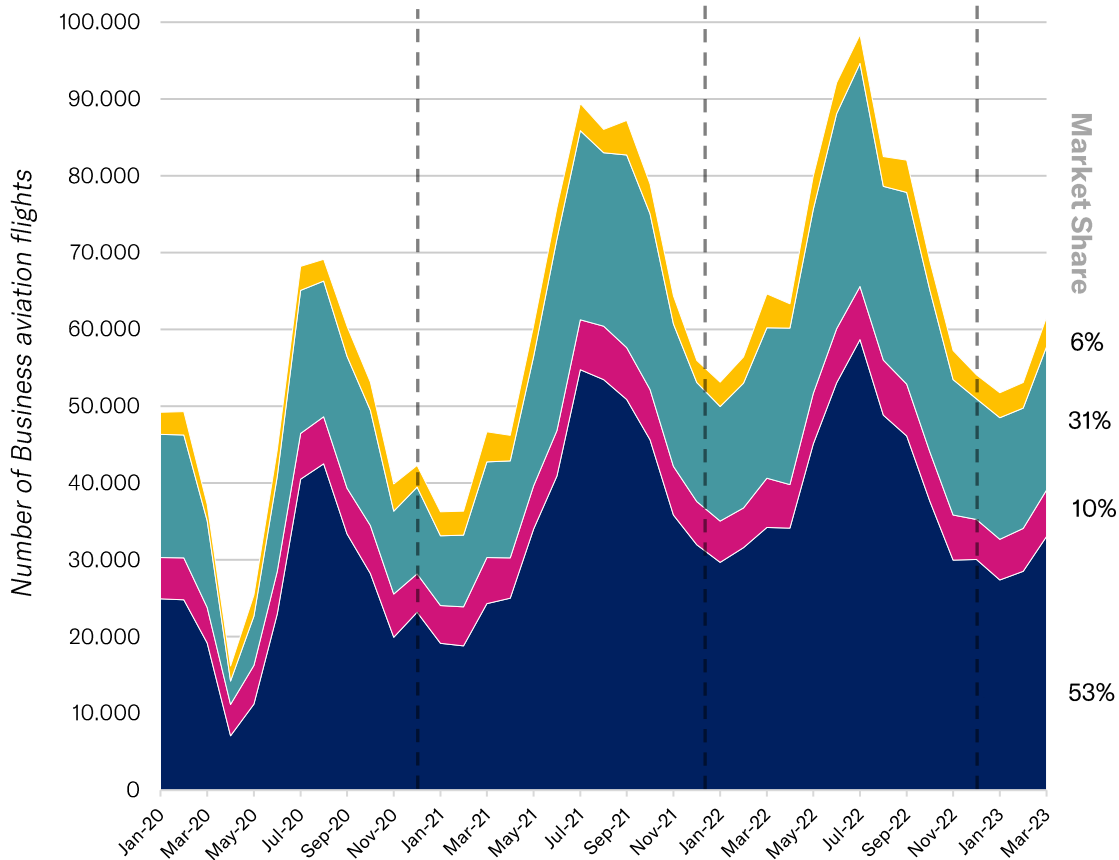
EBAA TRAFFIC TRACKER - MARCH 2023

BUSINESS AVIATION MISSIONS – MARCH 2023

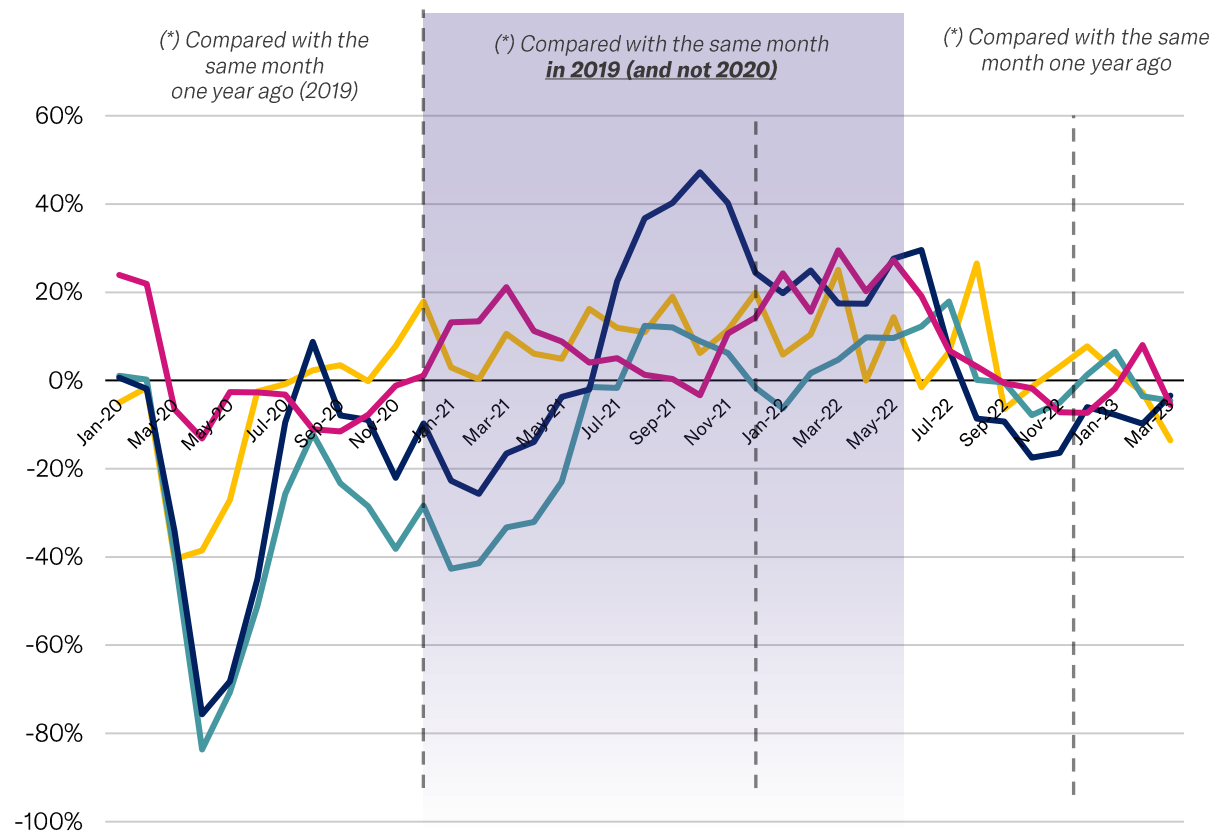
MONTHLY TRAFFIC & MONTHLY GROWTH



Activity in per mission type



Monthly Growth - compared with */**



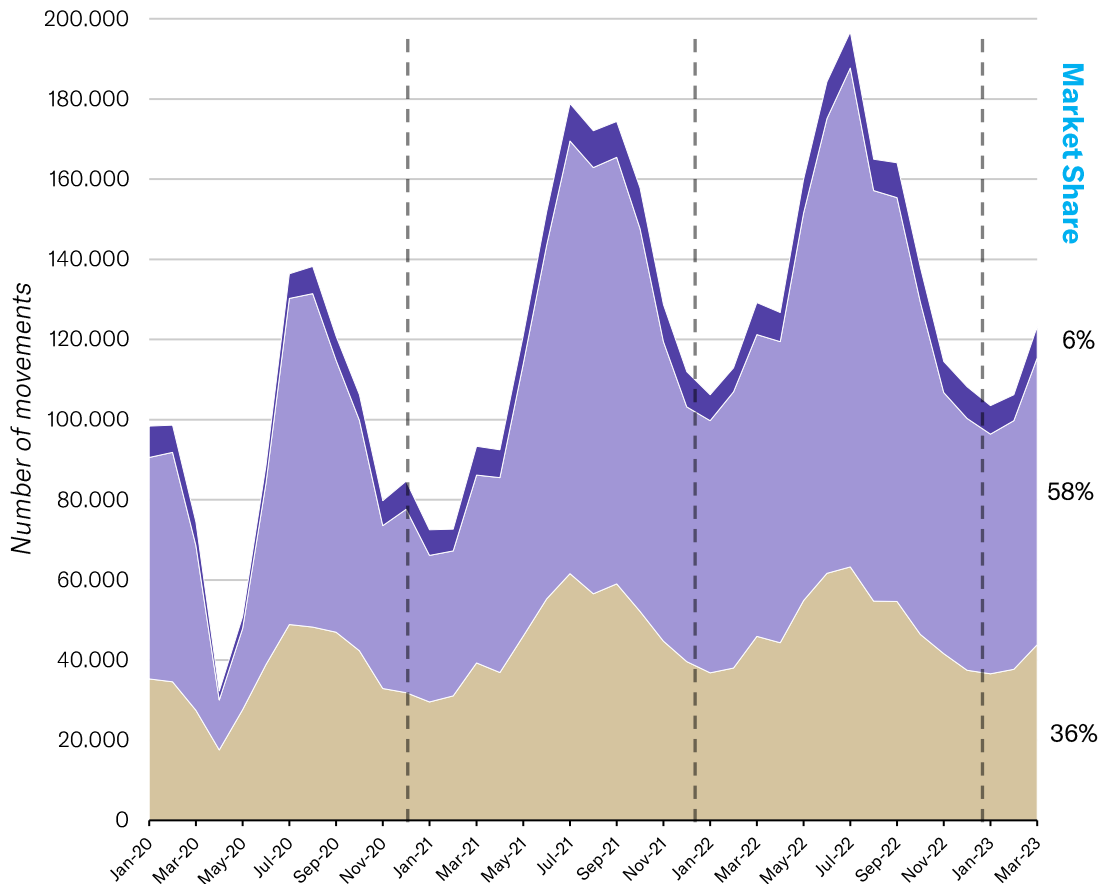
BUSINESS AVIATION ORIGINS & DESTINATIONS – MARCH 2023

MONTHLY TRAFFIC & MONTHLY GROWTH

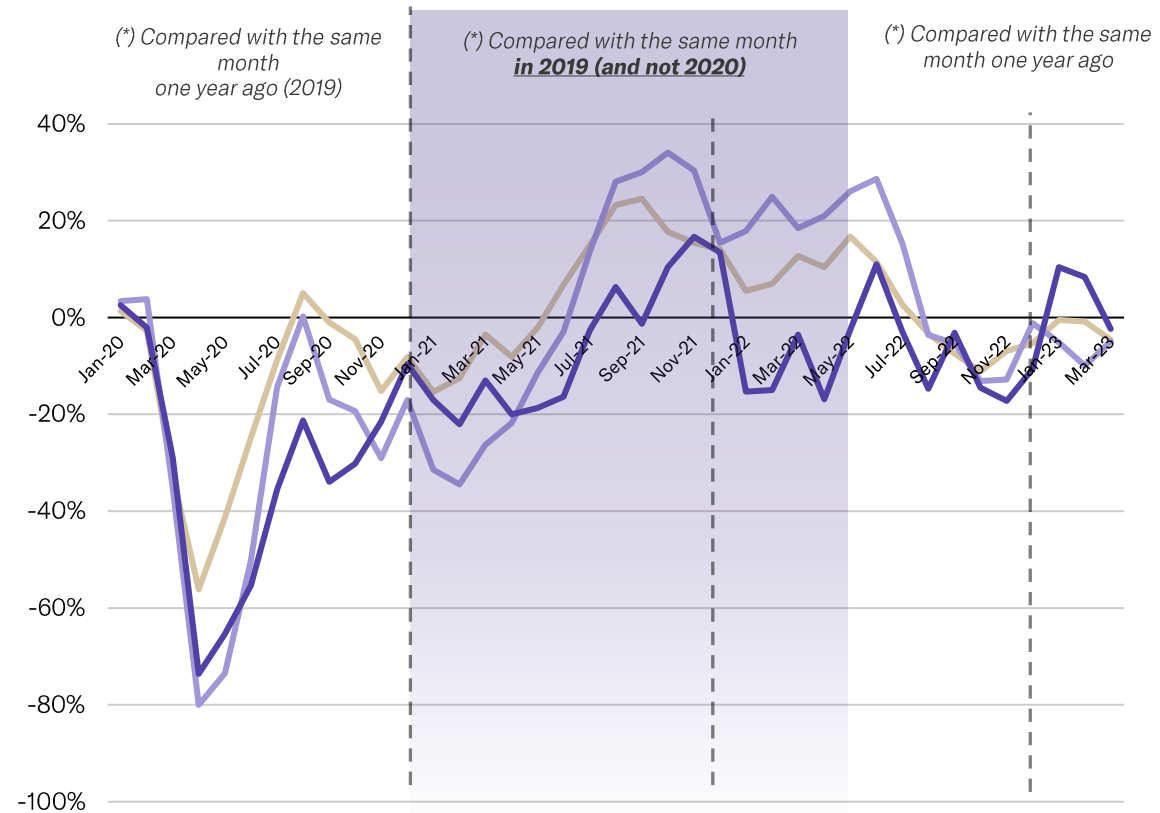


EBAA TRAFFIC TRACKER - MARCH 2023

Activity per Origin-Destination



Monthly Growth - compared with */**



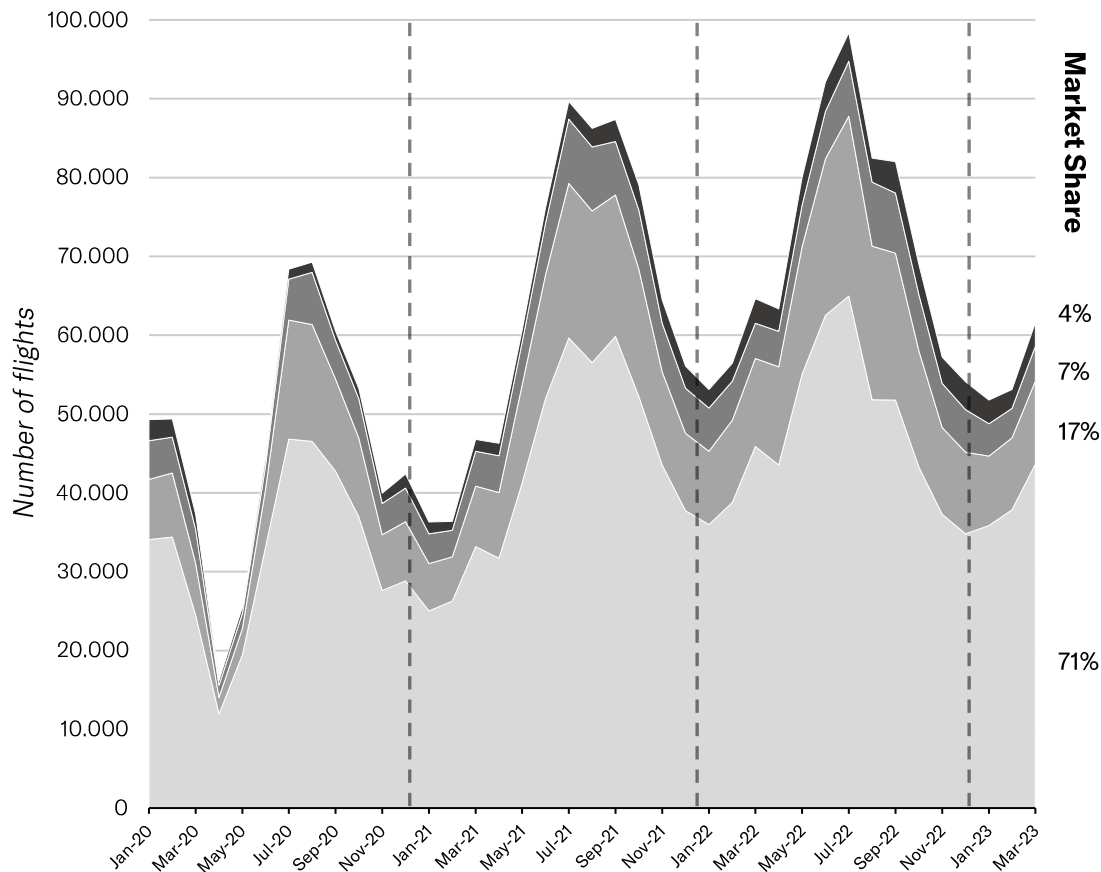
BUSINESS AVIATION FLIGHT SECTOR – MARCH 2023

MONTHLY TRAFFIC & MONTHLY GROWTH

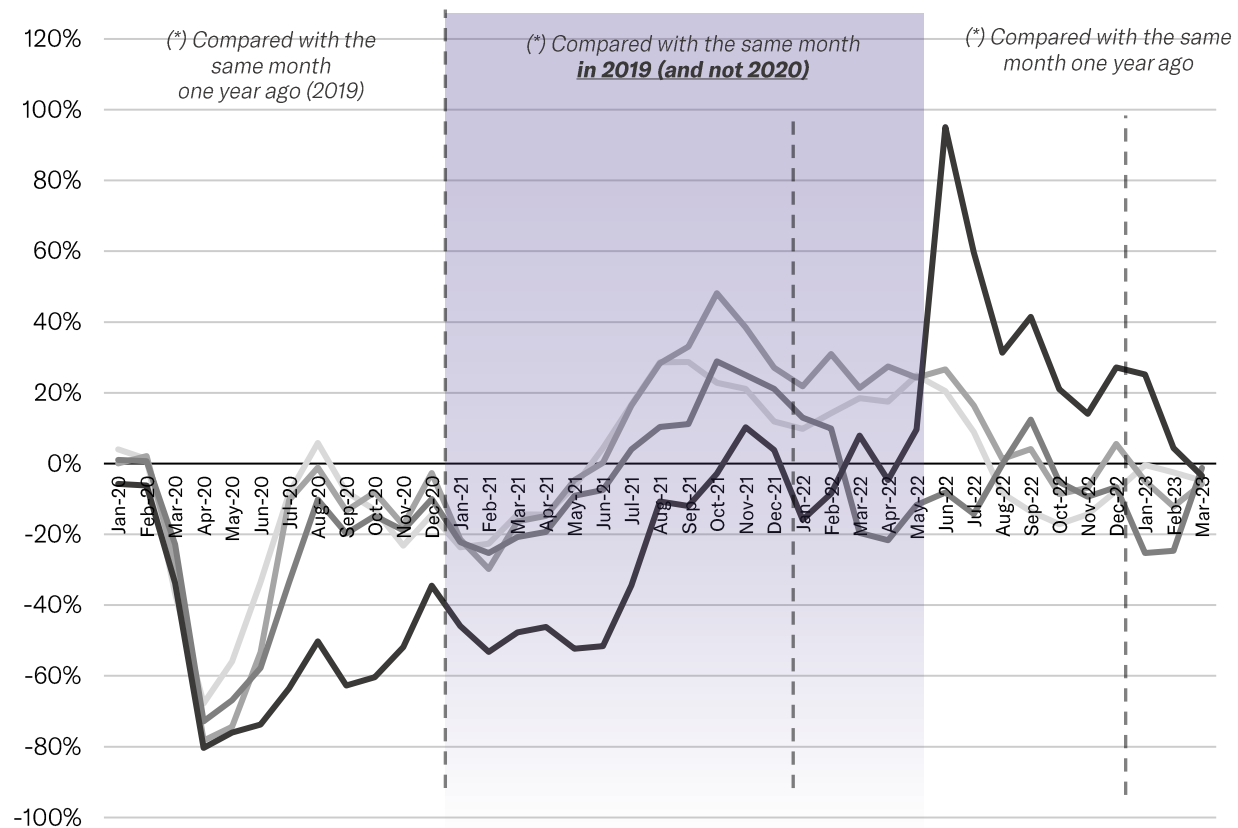


EBAA TRAFFIC TRACKER - MARCH 2023

Activity per flight sector



Monthly Growth - compared with */**



Short Haul
(below 500nm / 1000km)



Short Haul
(below 1000nm / 2000km)



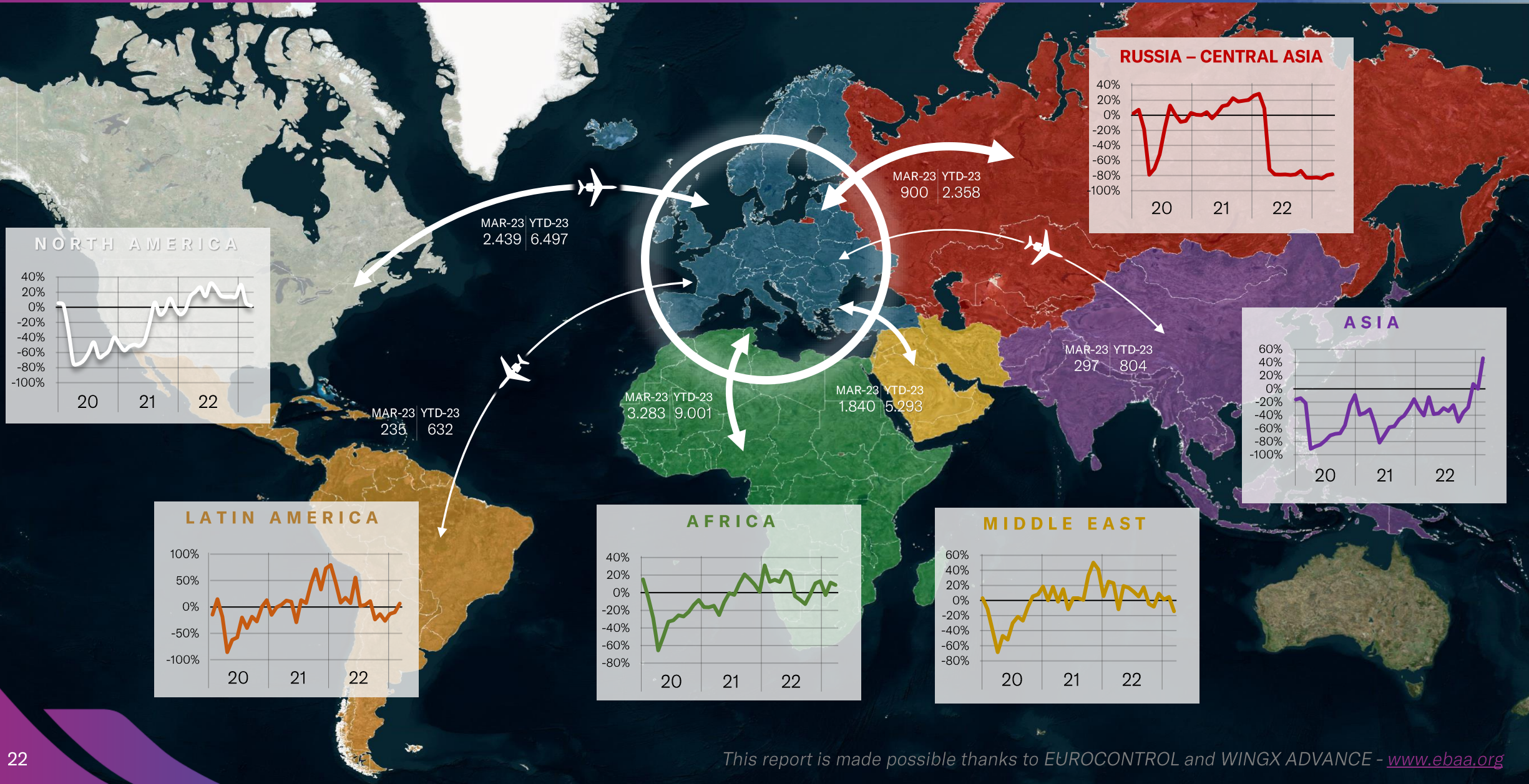
Medium Haul
(below 2500nm / 4700km)



Long Haul
(above 2500nm / 4700km)

EUROPEAN BUSINESS AVIATION INTERCONTINENTAL CONNECTIONS – MARCH 2023

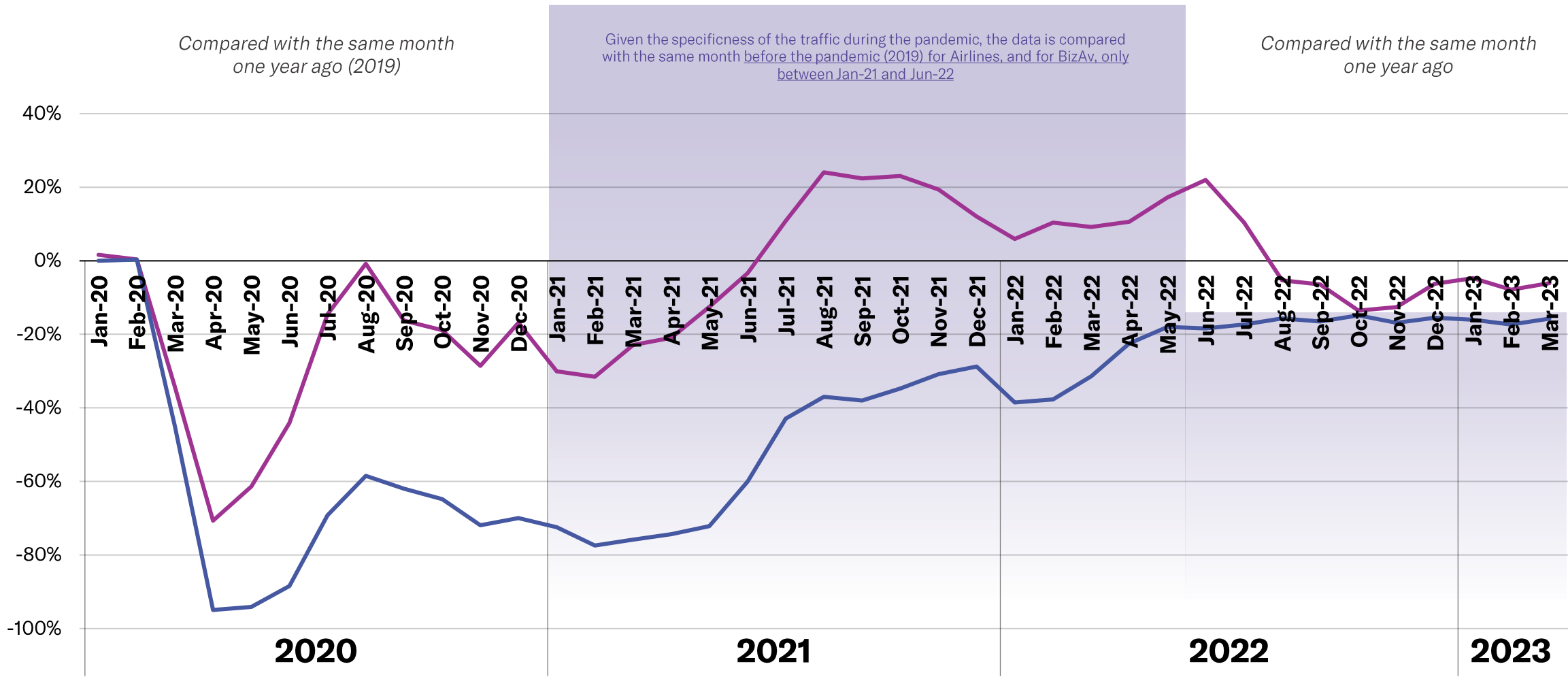
MONTHLY TRAFFIC & MONTHLY GROWTH



BUSINESS AVIATION VS. AIRLINES

MONTHLY TRAFFIC GROWTH

EBAA TRAFFIC TRACKER - MARCH 2023



 **BUSINESS AVIATION**

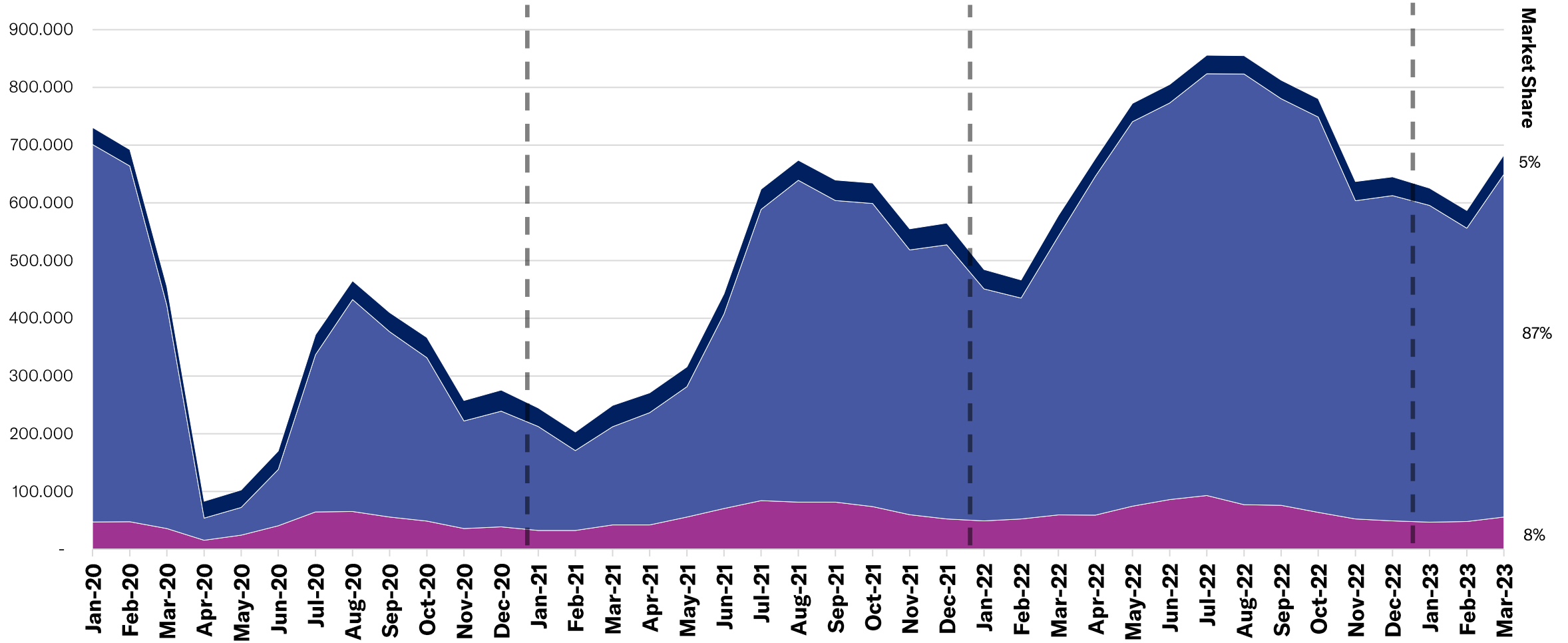
 **AIRLINES**
Legacy Carriers,
Low Cost Airlines,
Charter Airlines

BUSINESS AVIATION VS. AIRLINES & CARGO

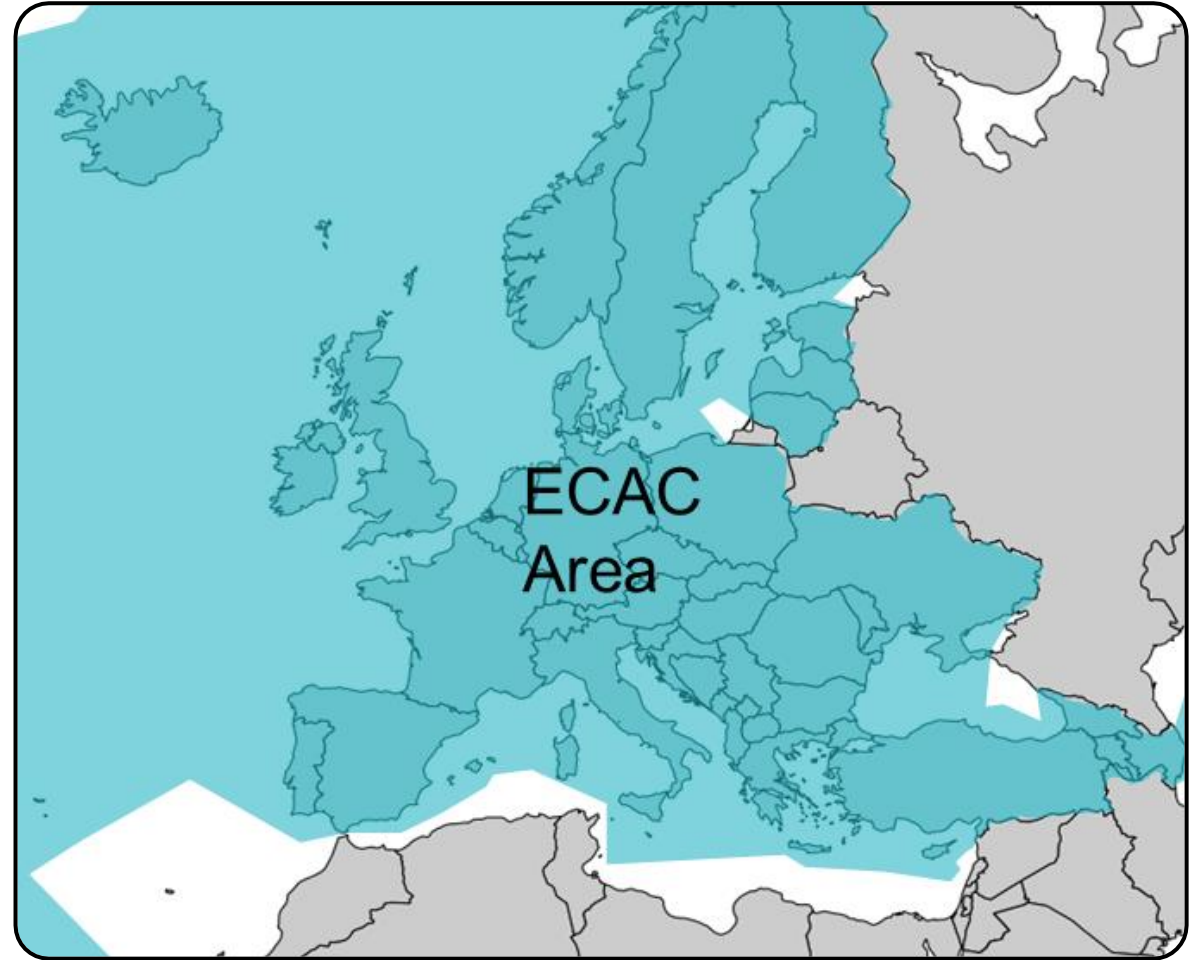
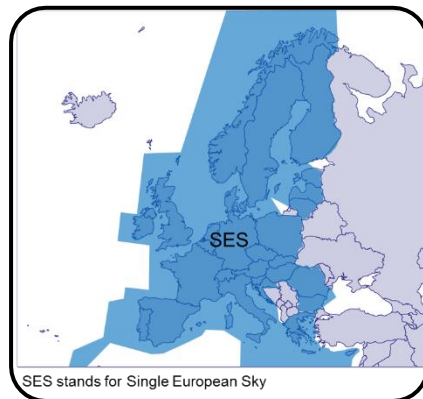
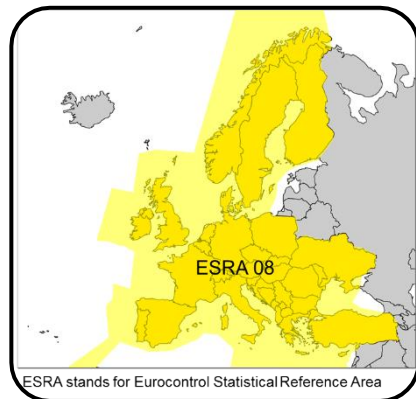
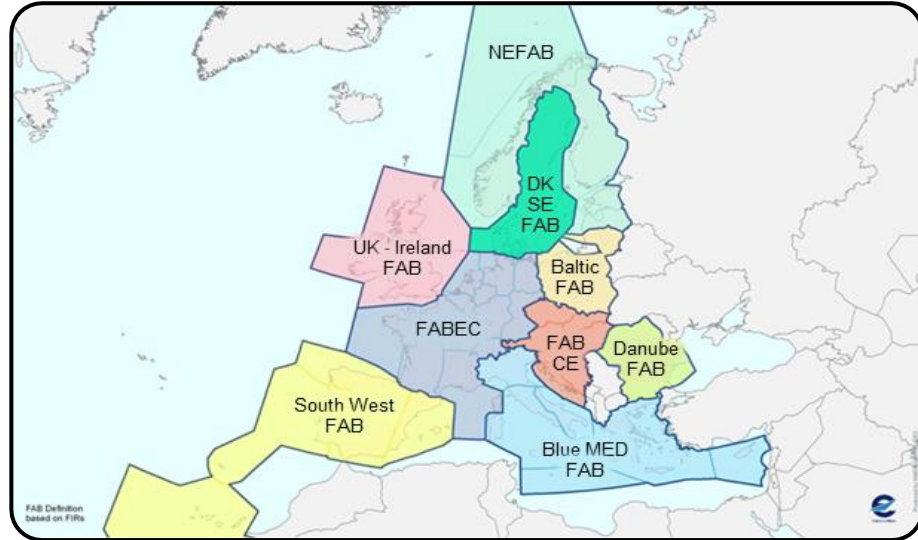
MONTHLY TRAFFIC MARKET SHARE



EBA TRAFFIC TRACKER - MARCH 2023



AREAS



ECAC stands for European Civil Aviation Conference

This report is made possible thanks to EUROCONTROL and WINGX ADVANCE - www.ebaa.org

The « Business Aviation » segment is defined by Eurocontrol as follows :

A318	Airbus A318	Airbus	Bizliner	flight type G only
A319	Airbus A319	Airbus	Bizliner	flight type G only
A320	Airbus A320	Airbus	Bizliner	flight type G only
ASTR	Gulfstream G100	Gulfstream	Midsize Jet	
B350	King Air 350	Hawker Beechcraft	Turboprop	flight type G and N only
B737	Boeing 737-700	Boeing	Bizliner	flight type G only
B738	Boeing 737-800	Boeing	Bizliner	flight type G only
B739	Boeing 737-900	Boeing	Bizliner	flight type G only
B748	Boeing 747-8I	Boeing	Bizliner	flight type G only
B77L	Boeing 777-200 Freighter	Boeing	Bizliner	flight type G only
B77W	Boeing 777-300ER	Boeing	Bizliner	flight type G only
B788	Boeing 787-8	Boeing	Bizliner	flight type G only
B789	Boeing 787-9	Boeing	Bizliner	flight type G only
BE10	KingAir 100	Hawker Beechcraft	Turboprop	
BE20	King Air 200	Hawker Beechcraft	Turboprop	
BE30	Super King Air 300	Hawker Beechcraft	Turboprop	
BE40	Hawker Beechjet 400	Hawker Beechcraft	Light Jet	
BE90	King Air 90	Hawker Beechcraft	Turboprop	
BE9L	King Air 90	Hawker Beechcraft	Turboprop	
BE9T	KingAir90	Hawker Beechcraft	Turboprop	
C208	Cessna 208 Caravan	Cessna	Turboprop	
C25A	Cessna Citation CJ2	Cessna	Light Jet	
C25B	Cessna Citation CJ3	Cessna	Light Jet	
C25C	Cessna Citation CJ4	Cessna	Light Jet	
C25M	Cessna M2	Cessna	Light Jet	
C425	Cessna Corsair	Cessna	Turboprop	
C441	Cessna Conquest	Cessna	Turboprop	
C500	Cessna Citation I	Cessna	Light Jet	
C501	Cessna Citation ISP	Cessna	Light Jet	
C510	Cessna Citation Mustang	Cessna	Light Jet	
C525	Cessna Citation CJ1	Cessna	Light Jet	
C550	Cessna Citation II	Cessna	Light Jet	
C551	Cessna Citation IISP	Cessna	Light Jet	
C55B	Cessna Citation Bravo	Cessna	Light Jet	
C560	Cessna Citation V	Cessna	Light Jet	
C56X	Cessna Citation Excel / XLS	Cessna	Light Jet	

C650	Cessna Citation III	Cessna	Midsize Jet	
C680	Citation Sovereign	Cessna	Midsize Jet	
C750	Cessna Citation X	Cessna	Midsize Jet	
CL30	Challenger 300 series	Bombardier	Midsize Jet	
CL35	Challenger 350	Bombardier	Midsize Jet	
CL60	Challenger 600 series	Bombardier	Heavy Jet	
CRJ2	Challenger 800-850	Bombardier	Heavy Jet	flight type G only
E135	Embraer RJ135	Embraer	Heavy Jet	flight type G only
E145	Embraer RJ145	Embraer	Heavy Jet	flight type G only
E190	Embraer 190	Embraer	Bizliner	flight type G only
E35L	Legacy 600 series	Embraer	Heavy Jet	
E50P	Embraer Phenom 100	Embraer	Light Jet	
E545	Legacy 450 / Praetor 500	Embraer	Midsize Jet	
E550	Embraer Legacy 500	Embraer	Midsize Jet	
E55P	Embraer Phenom 300	Embraer	Light Jet	flight type G and N only
E75L	Embraer RJ175	Embraer	Bizliner	flight type G only
EA50	Eclipse 500	Eclipse	Light Jet	
F2TH	Dassault Falcon 2000	Dassault	Heavy Jet	
F900	Dassault Falcon 900	Dassault	Heavy Jet	
FA10	Dassault Falcon 10/100	Dassault	Light Jet	
FA20	Dassault Falcon 20/200	Dassault	Midsize Jet	
FA50	Dassault Falcon 50	Dassault	Midsize Jet	
FA7X	Dassault Falcon 7X	Dassault	Heavy Jet	
FA8X	Dassault Falcon 8X	Dassault	Heavy Jet	
G150	Gulfstream G150	Gulfstream	Midsize Jet	
G280	Gulfstream G280	Gulfstream	Midsize Jet	
GA5C	Gulfstream G500/550	Gulfstream	Heavy Jet	
GA6C	Gulfstream G600/650	Gulfstream	Heavy Jet	
GALX	Gulfstream G200	Gulfstream	Midsize Jet	
GL5T	Global 5000	Bombardier	Heavy Jet	
GL6T	Global 6000	Bombardier	Heavy Jet	
GLEX	Global Express / 6000	Bombardier	Heavy Jet	
GLF2	Gulfstream 2	Gulfstream	Heavy Jet	
GLF3	Gulfstream 3	Gulfstream	Heavy Jet	
GLF4	Gulfstream G300/450	Gulfstream	Heavy Jet	
GLF5	Gulfstream G500/550	Gulfstream	Heavy Jet	

GLF6	Gulfstream G600/650	Gulfstream	Heavy Jet	flight type G and N only
H25B	Hawker 700-900	Hawker Beechcraft	Midsize Jet	
H25C	British Aerospace 125-1000	British Aerospace	Light Jet	
HA4T	Hawker 4000	Hawker Beechcraft	Midsize Jet	
HDJT	HondaJet	Honda	Light Jet	
HF20	Hansa Jet	Hamburger Flugzeugbau	Light Jet	
LJ23	Learjet 23	Bombardier	Light Jet	
LJ24	Learjet 24	Bombardier	Light Jet	
LJ25	Learjet 25	Bombardier	Light Jet	
LJ28	Learjet 28	Bombardier	Light Jet	
LJ31	Learjet 31	Bombardier	Light Jet	
LJ35	Learjet 35	Bombardier	Light Jet	
LJ40	Learjet 40	Bombardier	Light Jet	
LJ45	Learjet 45	Bombardier	Light Jet	
LJ55	Learjet 55	Bombardier	Midsize Jet	
LJ60	Learjet 60	Bombardier	Midsize Jet	
LJ70	Learjet 70	Bombardier	Midsize Jet	
LJ75	Learjet 75	Bombardier	Midsize Jet	
P180	Piaggio P180 Avanti	Piaggio Aerospace	Turboprop	
PAY2	Piper Cheyenne 2	Piper Aircraft	Turboprop	
PAY3	Piper Cheyenne 3	Piper Aircraft	Turboprop	
PAY4	Piper Cheyenne 400	Piper Aircraft	Turboprop	
PC12	Pilatus PC-12	Pilatus	Turboprop	
PC24	Pilatus PC24	Pilatus	Light Jet	
PRM1	Premier 1	Hawker Beechcraft	Light Jet	
SBR1	Sabreliner	NA Rockwell	Light Jet	
SBR2	Sabreliner	NA Rockwell	Light Jet	
SJ30	Syberjet SJ30	SyberJet	Light Jet	
TBM7	Socata TBM 700	Daher-Socata	Turboprop	
TBM8	Socata TBM 850	Daher-Socata	Turboprop	
TBM9	Socata TBM 900 series	Daher-Socata	Turboprop	
WW23	1123 Westwind	IAI	Midsize Jet	
WW24	1124 Westwind	IAI	Midsize Jet	
EA50	Eclipse 500	Eclipse	Light Jet	

The list is permanently updated ...

DISCLAIMER

This report is provided by EBAA for information purposes only and no representation, warranties or other assurances, express or implied, are given as to the quality, accuracy, or completeness of the information contained in, or provided in connection with the report.

Recipients of this report must determine for themselves whether any matters referred to are suitable for their purposes. Neither EBAA nor any of their affiliates, agents, partners, representatives, consultants or any other company, firm or organisation involved in producing this report, nor any of their successors or assign or any employees, officer or director of any of them shall have any liability with respect to the use or reliance on the report by any person, irrespective of any negligence, omission or default, on the part of the foregoing persons.

Any reproduction or publication of this report, in whole or in part, is strictly forbidden without the written consent of EBAA. Please write to communications@ebaa.org for questions related to the use of this report.

For more information, please contact:

Square de Meeûs 37
BE - 1000 Brussels - Belgium

Phone: +32 2 318 28 00
Fax: +32 2 318 28 01

Follow us



@EUROPEANBUSINESSAVIATIONASSOCIATION



@EBAAORG



EUROPEAN BUSINESS AVIATION ASSOCIATION



@EUROPEAN_BUSINESS_AVIATION

www.ebaa.org

