

BUSINESS AVIATION TRAFFIC TRACKER EUROPE

APRIL 2023

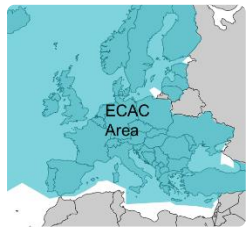


EUROPEAN BUSINESS AVIATION ASSOCIATION



DEPARTURES, ARRIVALS, INTERNALS AND OVERFLIGHTS (DAIO) REPORT

TOTAL BUSINESS AVIATION FLIGHTS



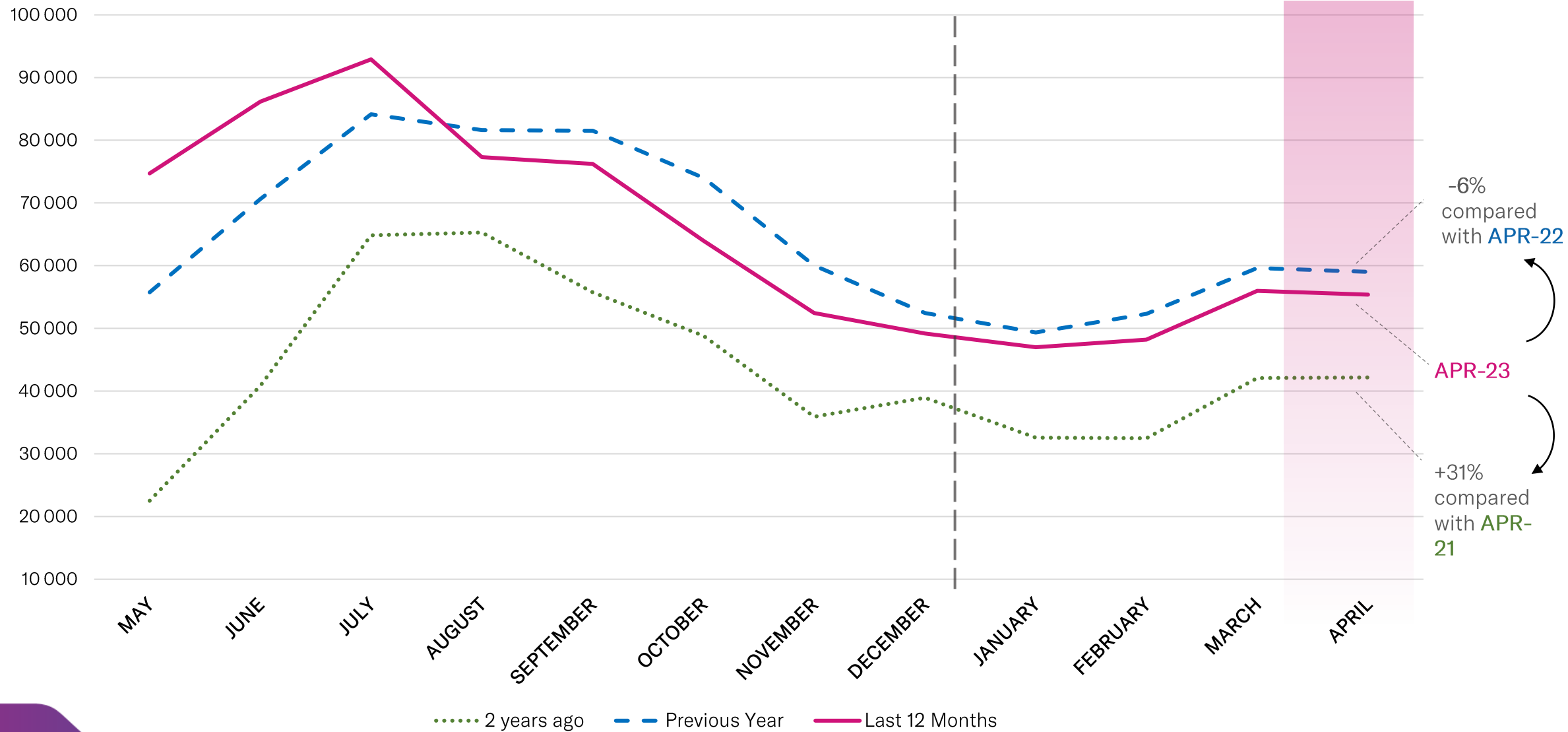
Business Aviation (ECAC Area)

	ARRIVAL			DEPARTURE			INTERNAL			OVERFLIGHT			PREVIOUS YEAR	CURRENT YEAR	GROWTH
	Previous Year	Current Year	Growth	Previous Year	Current Year	Growth	Previous Year	Current Year	Growth	Previous Year	Current Year	Growth			
May 2022	3.289	3.767	14,5%	3.127	3.567	14,1%	48.700	66.925	37,4%	626	450	-28,1%	55.742	74.709	34,0%
Jun 2022	4.178	4.309	3,1%	3.974	4.027	1,3%	62.055	77.464	24,8%	432	352	-18,5%	70.639	86.152	22,0%
Jul 2022	4.743	4.269	-10,0%	4.634	4.293	-7,4%	74.319	84.058	13,1%	448	291	-35,0%	84.144	92.911	10,4%
Aug 2022	4.718	3.694	-21,7%	4.632	3.742	-19,2%	71.821	69.593	-3,1%	460	269	-41,5%	81.631	77.298	-5,3%
Sep 2022	4.404	4.031	-8,5%	4.433	3.929	-11,4%	72.273	67.897	-6,1%	389	385	-1,0%	81.499	76.242	-6,5%
Oct 2022	4.623	3.648	-21,1%	4.694	3.807	-18,9%	63.869	56.007	-12,3%	823	503	-38,9%	74.009	63.965	-13,6%
Nov 2022	4.090	3.236	-20,9%	4.100	3.196	-22,0%	50.937	45.521	-10,6%	881	482	-45,3%	60.008	52.435	-12,6%
Dec 2022	3.897	2.999	-23,0%	4.056	3.117	-23,2%	43.747	42.456	-3,0%	756	610	-19,3%	52.456	49.182	-6,2%
Jan 2023	3.785	3.036	-19,8%	3.548	2.825	-20,4%	41.167	40.683	-1,2%	832	462	-44,5%	49.332	47.006	-4,7%
Feb 2023	3.432	2.644	-23,0%	3.241	2.579	-20,4%	45.034	42.611	-5,4%	607	379	-37,6%	52.314	48.213	-7,8%
Mar 2023	3.418	3.316	-3,0%	3.408	3.255	-4,5%	52.131	48.957	-6,1%	654	469	-28,3%	59.611	55.997	-6,1%
Apr 2023	3.161	3.223	2,0%	3.046	3.066	0,7%	52.377	48.655	-7,1%	417	422	1,2%	59.001	55.366	-6,2%
Grand Total	47.738	42.172	-11,7%	46.893	41.403	-11,7%	678.430	690.827	1,8%	7.325	5.074	-30,7%	780.386	779.476	-0,1%

DEPARTURES, ARRIVALS, INTERNALS AND OVERFLIGHTS (DAIO) REPORT

TOTAL BUSINESS AVIATION FLIGHTS

EBAA TRAFFIC TRACKER - APRIL 2023



This report is made possible thanks to EUROCONTROL and WINGX ADVANCE - www.ebaa.org

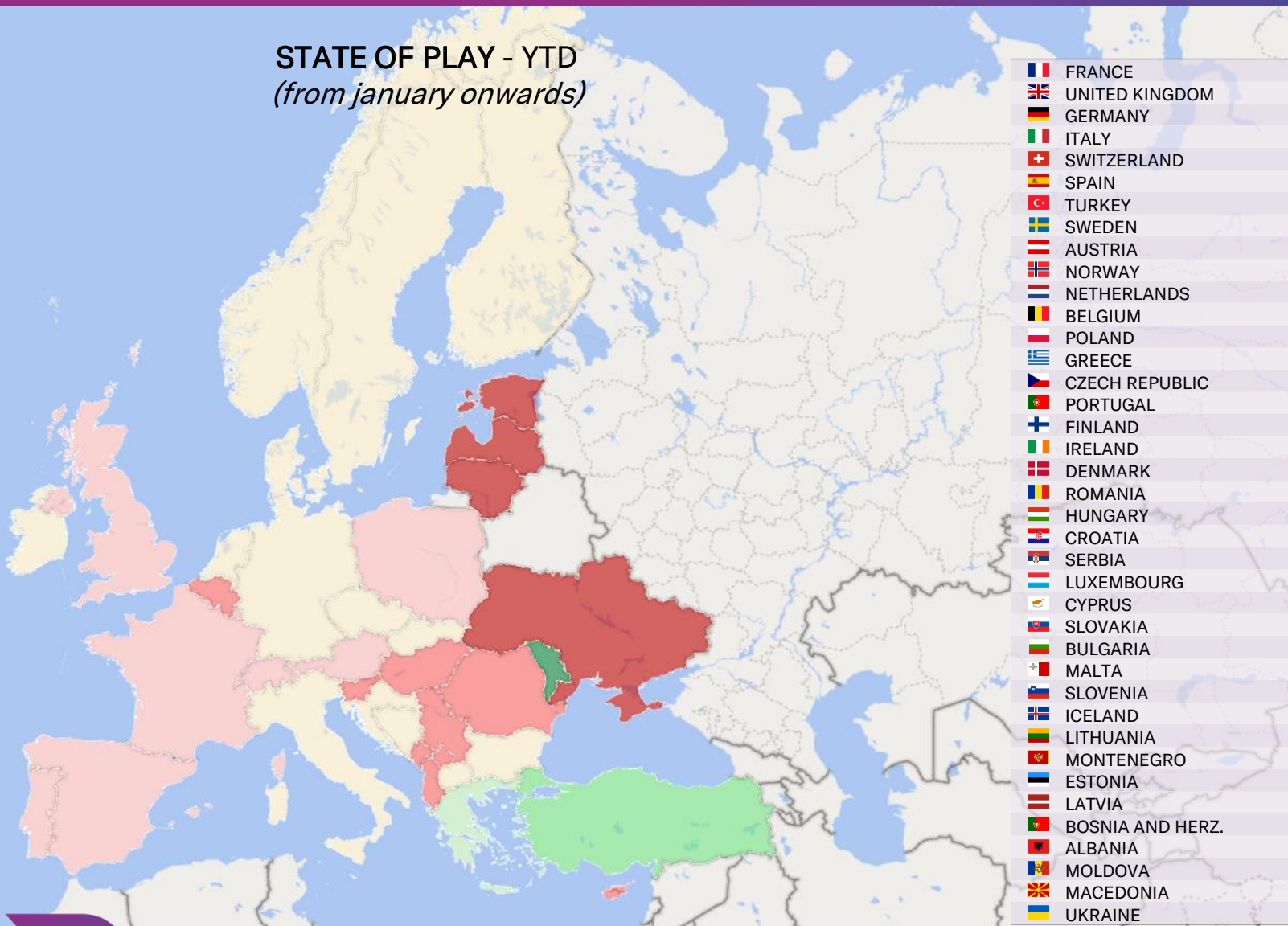
EUROPEAN STATES – STATE OF PLAY

« YEAR-TO-DATE » details in Europe (flights from january onwards)



STATE OF PLAY - YTD (from january onwards)

EBAA TRAFFIC TRACKER - APRIL 2023




















	MONTH CURRENT YEAR	MONTH GROWTH	YTD CURRENT YEAR	YTD GROWTH
FRANCE	18.669	-8%	70.931	-8%
UNITED KINGDOM	15.517	-9%	59.366	-5%
GERMANY	14.389	-4%	55.022	-1%
ITALY	10.050	-10%	34.036	0%
SWITZERLAND	7.054	-10%	33.840	-5%
SPAIN	9.379	2%	29.746	-5%
TURKEY	3.516	0%	14.050	+19%
SWEDEN	3.322	5%	13.577	5%
AUSTRIA	3.103	-7%	12.732	-8%
NORWAY	3.210	-2%	12.301	-4%
NETHERLANDS	2.413	-12%	9.211	-1%
BELGIUM	2.182	-8%	8.567	-11%
POLAND	1.879	-1%	7.014	-5%
GREECE	2.333	7%	6.750	8%
CZECH REPUBLIC	1.506	-7%	5.807	-3%
PORTUGAL	1.872	-3%	5.755	-5%
FINLAND	1.032	-6%	4.659	-1%
IRELAND	1.153	-19%	4.494	-1%
DENMARK	1.100	-9%	4.386	-1%
ROMANIA	873	-18%	3.556	-15%
HUNGARY	724	-11%	2.894	-10%
CROATIA	862	3%	2.440	0%
SERBIA	598	1%	2.262	-17%
LUXEMBOURG	549	-11%	2.221	-5%
CYPRUS	734	-7%	2.210	-11%
SLOVAKIA	491	-20%	2.170	-3%
BULGARIA	334	-10%	1.440	3%
MALTA	355	-21%	1.338	-14%
SLOVENIA	249	-13%	944	-14%
ICELAND	260	-17%	870	-5%
LITHUANIA	192	-26%	734	-32%
MONTENEGRO	200	-12%	604	-14%
ESTONIA	130	-17%	582	-39%
LATVIA	184	10%	580	-47%
BOSNIA AND HERZ.	114	-2%	407	-2%
ALBANIA	73	-14%	311	-22%
MOLDOVA	97	73%	286	38%
MACEDONIA	74	6%	254	-2%
UKRAINE	-	-	-	-100%

This report is made possible thanks to EUROCONTROL and WINGX ADVANCE - www.ebaa.org

TOP 10 ACTIVE AIRPORTS – APRIL 2023

AVERAGE DAILY BUSINESS AVIATION DEPARTURES

RANK	ICAO CODE	NAME	MONTH CURRENT YEAR	MONTH GROWTH	YTD CURRENT YEAR	YTD GROWTH
1	LFPB	 Paris Le Bourget	63,0	-11,5%	67,1	-3,7%
2 	LFMN	 Nice	41,1	2,2%	32,3	-8,3%
3 	LSGG	 Geneva	39,2	-9,3%	42,4	-6,3%
4 	LIML	 Milan Linate	34,3	13,9%	28,6	10,7%
5 	EGLF	 Farnborough	33,4	-16,9%	34,2	-12,7%
6 	EGGW	 London Luton	31,9	-9,9%	31,4	-5,7%
7 	LSZH	 Zurich	31,2	-8,1%	32,5	-1,6%
8	EGKB	 London Biggin Hill	26,9	-6,8%	24,8	-9,9%
9	LEPA	 Palma de Mallorca	25,4	-10,9%	16,1	-14,5%
10 	LEMG	 Malaga	22,7	7,8%	14,9	-17,9%

TOP 30 AIRPORTS – STATE OF PLAY

« YEAR-TO-DATE » details in Europe (flights from january onwards)

STATE OF PLAY - YTD (from january onwards)



	PARIS LE BOURGET
	GENEVA INTERNATIONAL
	FARNBOROUGH
	ZURICH
	NICE CÔTE D'AZUR
	LONDON LUTON
	MILANO LINATE
	LONDON BIGGIN HILL
	AMSTERDAM SCHIPHOL
	ROMA CIAMPINO
	MADRID BARAJAS
	ISTANBUL ATATÜRK
	BERLIN SCHÖNEFELD
	WIEN SCHWECHAT
	PALMA DE MALLORCA
	MÜNCHEN
	PRAGUE VACLAV HAVEL
	MALAGA COSTA DEL SOL
	CHAMBERY SAVOIE MONT BLANC
	SION
	BARCELONA
	HAMBURG
	STUTTGART
	SALZBURG W. A. MOZART
	LONDON STANSTED
	ATHENS INTERNATIONAL
	CANNES MANDELIEU
	DUSSELDORF
	INNSBRUCK
	KÖLN BONN

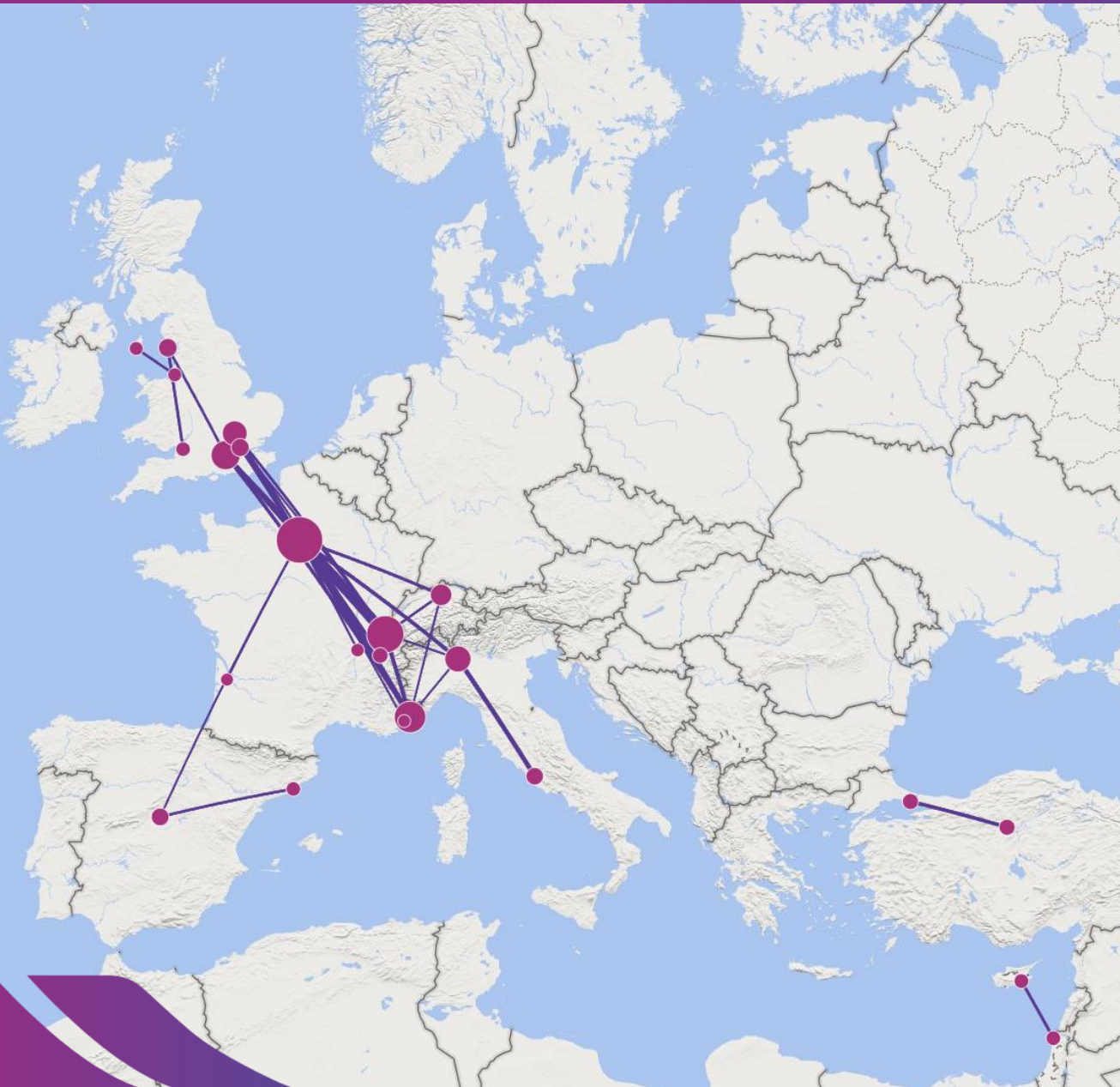
	MONTH CURRENT YEAR	MONTH GROWTH	YTD CURRENT YEAR	YTD GROWTH
	3.915	-11%	16.685	-4%
	2.488	-9%	10.907	-7%
	2.078	-18%	8.529	-13%
	1.935	-8%	8.232	0%
	2.569	2%	8.065	-8%
	2.046	-8%	7.955	-5%
	2.125	13%	7.128	11%
	1.644	-10%	6.171	-10%
	1.314	-7%	4.583	5%
	1.245	-1%	4.500	1%
	1.161	2%	4.331	-4%
	946	-23%	4.181	-5%
	1.034	-13%	4.110	-12%
	1.036	1%	4.005	-8%
	1.556	-11%	3.973	-14%
	1.042	0%	3.937	-11%
	945	-12%	3.881	-4%
	1.380	5%	3.737	-17%
	428	-18%	3.383	-7%
	493	-24%	3.234	-19%
	879	-8%	3.202	-6%
	850	-6%	3.173	-3%
	781	3%	3.019	3%
	675	-15%	2.911	-8%
	728	4%	2.810	-2%
	899	4%	2.767	-1%
	950	-17%	2.716	-14%
	625	-13%	2.623	-6%
	427	-9%	2.598	-4%
	650	-13%	2.550	-14%

TOP 30 BUSINESS AVIATION ROUTES – STATE OF PLAY

« YEAR-TO-DATE » details in Europe (flights from january onwards)



EBAA TRAFFIC TRACKER - APRIL 2023



AIRPORT 1	AIRPORT 2	YTD CURRENT YEAR	YTD GROWTH(*)
🇫🇷 LFPB Paris Le Bourget	🇨🇭 LSGG Geneva International	1.260	-3%
🇫🇷 LFPB Paris Le Bourget	🇫🇷 LFMN Nice Côte d'Azur	651	+6%
🇮🇹 LIRA Roma Ciampino	🇮🇹 LIML Milano Linate	534	-7%
🇫🇷 LFPB Paris Le Bourget	🇬🇧 EGLF Farnborough	462	-6%
🇨🇭 LSGG Geneva International	🇫🇷 LFMN Nice Côte d'Azur	460	+5%
🇬🇧 EGGW London Luton	🇫🇷 LFPB Paris Le Bourget	457	+11%
🇨🇭 LSGG Geneva International	🇬🇧 EGLF Farnborough	450	-20%
🇮🇹 LIML Milano Linate	🇫🇷 LFPB Paris Le Bourget	432	+12%
🇹🇷 LTBA Istanbul Atatürk	🇹🇷 LTAC Ankara Esenboğa	425	+6%
🇬🇧 EGLF Farnborough	🇫🇷 LFMN Nice Côte d'Azur	405	-9%
🇫🇷 LFLB Chambéry Savoie	🇫🇷 LFPB Paris Le Bourget	398	-7%
🇫🇷 LFPB Paris Le Bourget	🇨🇭 LSZH Zurich	364	+8%
🇬🇧 EGKB London Biggin Hill	🇫🇷 LFPB Paris Le Bourget	346	+5%
🇮🇱 LLBG Tel Aviv International	🇨🇵 LCLK Larnaka International	333	+9%
🇬🇧 EGNL Walney Island	🇬🇧 EGGD Bristol	326	+23%
🇪🇸 LEMD Madrid Barajas	🇪🇸 LEBL Barcelona	319	-7%
🇨🇭 LSGG Geneva International	🇬🇧 EGGW London Luton	316	-6%
🇬🇧 EGLF Farnborough	🇬🇧 EGNL Walney Island	299	+9%
🇨🇭 LSGG Geneva International	🇨🇭 LSZH Zurich	295	-16%
🇬🇧 EGGP Liverpool International	🇬🇧 EGNS Ronaldsway	286	+17%
🇫🇷 LFPB Paris Le Bourget	🇫🇷 LFLY Lyon Bron	258	+19%
🇬🇧 EGGW London Luton	🇫🇷 LFMN Nice Côte d'Azur	250	-15%
🇨🇭 LSGG Geneva International	🇮🇹 LIML Milano Linate	248	+54%
🇬🇧 EGGW London Luton	🇬🇧 EGLF Farnborough	247	-8%
🇬🇧 LSZH Zurich	🇫🇷 LFMN Nice Côte d'Azur	237	-4%
🇪🇸 LEMD Madrid Barajas	🇫🇷 LFPB Paris Le Bourget	235	-4%
🇫🇷 LFPB Paris Le Bourget	🇫🇷 LFBF Bordeaux Merignac	233	-23%
🇫🇷 LFMN Nice Côte d'Azur	🇮🇹 LIML Milano Linate	233	+13%
🇨🇭 LSGG Geneva International	🇬🇧 EGKB London Biggin Hill	227	-16%
🇫🇷 LFMD Cannes Mandelieu	🇫🇷 LFPB Paris Le Bourget	227	-15%

TOP 10 FLOWS- APRIL 2023

AVERAGE DAILY BUSINESS AVIATION FLIGHTS

ORIGIN	DESTINATION	MONTH CURRENT YEAR	MONTH GROWTH	YTD CURRENT YEAR	YTD GROWTH
FRANCE	FRANCE	116,7	-13,6%	113,4	-15,2%
GERMANY	GERMANY	115,6	-1,0%	106,6	-0,1%
UK	UK	108,1	-9,4%	98,6	-4,5%
SPAIN-CONTINENTAL	SPAIN-CONTINENTAL	50,2	9,1%	38,3	-4,3%
ITALY	ITALY	48,6	-15,4%	39,2	-4,9%
NORWAY	NORWAY	43,7	-2,3%	40,9	-5,6%
SWEDEN	SWEDEN	36,3	13,3%	37,3	7,6%
TÜRKIYE	TÜRKIYE	33,7	6,3%	33,2	29,7%
FRANCE	UK	28,4	-15,6%	27,8	-3,4%
UK	FRANCE	28,4	-9,8%	28,1	-2,2%

TRAFFIC PER STATE – APRIL 2023

AVERAGE DAILY BUSINESS AVIATION FLIGHTS – PART 1



STATE	MONTH CURRENT YEAR	MONTH PREVIOUS YEAR	MONTH CHANGE	MONTH GROWTH	YTD CURRENT YEAR	YTD PREVIOUS YEAR	YTD CHANGE	YTD GROWTH
NM Area	1.819,7	1.934,2	-114,5	-5,9%	1.691,9	1.800,6	-108,6	-6,0%
ECAC	1.806,4	1.922,9	-116,6	-6,1%	1.680,2	1.791,7	-111,6	-6,2%
ESRA08	1.790,3	1.900,4	-110,1	-5,8%	1.665,2	1.765,1	-99,9	-5,7%
ESRA02	1.781,2	1.887,7	-106,6	-5,6%	1.657,5	1.749,0	-91,5	-5,2%
SES-RP2	1.750,2	1.860,2	-110,0	-5,9%	1.617,1	1.727,4	-110,3	-6,4%
SES-RP3	1.662,3	1.771,2	-108,9	-6,2%	1.536,0	1.646,8	-110,7	-6,7%
EU27	1.612,8	1.717,6	-104,8	-6,1%	1.488,6	1.597,1	-108,5	-6,8%
FABEC	1.202,4	1.284,8	-82,5	-6,4%	1.121,1	1.190,5	-69,4	-5,8%
France	702,6	783,1	-80,5	-10,3%	664,3	725,2	-60,9	-8,4%
Germany	553,2	563,2	-10,1	-1,8%	504,6	525,3	-20,7	-3,9%
UK-Ireland FAB	429,8	454,0	-24,2	-5,3%	406,8	416,0	-9,2	-2,2%
UK	421,9	447,6	-25,7	-5,8%	400,1	410,5	-10,4	-2,5%
BLUE MED FAB	409,8	416,9	-7,1	-1,7%	364,1	375,7	-11,6	-3,1%
Switzerland	370,2	411,0	-40,9	-9,9%	363,3	395,6	-32,3	-8,2%
Italy	347,1	350,6	-3,5	-1,0%	306,2	315,1	-8,9	-2,8%
FAB CE	339,2	350,3	-11,1	-3,2%	318,5	335,9	-17,4	-5,2%
South West FAB	247,8	250,2	-2,4	-1,0%	221,2	240,6	-19,4	-8,1%
Spain	241,2	244,0	-2,8	-1,2%	215,7	235,9	-20,2	-8,6%
Spain-Continental	231,6	235,9	-4,3	-1,8%	206,2	227,9	-21,7	-9,5%
Austria	231,6	232,4	-0,8	-0,3%	215,2	223,2	-7,9	-3,6%
Belgium/Luxembourg	223,9	221,4	2,6	1,2%	201,7	199,3	2,3	1,2%
Netherlands	158,5	155,5	3,0	1,9%	136,7	138,3	-1,6	-1,2%

TRAFFIC PER STATE – APRIL 2023

AVERAGE DAILY BUSINESS AVIATION FLIGHTS – PART 2



EBA A TRAFFIC TRACKER - APRIL 2023

STATE	MONTH CURRENT YEAR	MONTH PREVIOUS YEAR	MONTH CHANGE	MONTH GROWTH	YTD CURRENT YEAR	YTD PREVIOUS YEAR	YTD CHANGE	YTD GROWTH
DK-SE FAB	128,9	130,6	-1,8	-1,4%	118,2	125,2	-7,0	-5,6%
Türkiye	115,5	125,6	-10,1	-8,1%	122,3	113,7	8,6	7,6%
NEFAB	94,5	104,9	-10,4	-9,9%	87,2	130,3	-43,1	-33,1%
Danube FAB	83,8	100,3	-16,5	-16,4%	83,7	88,0	-4,3	-4,9%
Czech Republic	95,4	99,9	-4,5	-4,5%	89,4	103,8	-14,4	-13,9%
Sweden	98,4	96,2	2,2	2,3%	89,8	95,5	-5,7	-5,9%
Greece	84,6	95,2	-10,5	-11,1%	77,8	80,1	-2,3	-2,9%
Hungary	72,7	89,6	-16,9	-18,8%	71,7	77,3	-5,5	-7,2%
Serbia/Montenegro	80,2	84,2	-4,1	-4,8%	77,3	77,7	-0,4	-0,5%
Ireland	82,5	82,2	0,4	0,4%	72,7	66,7	5,9	8,9%
Croatia	83,0	80,3	2,7	3,3%	76,9	74,7	2,2	3,0%
Baltic FAB	65,7	77,7	-12,0	-15,4%	59,1	101,4	-42,3	-41,7%
Bulgaria	67,1	74,7	-7,5	-10,1%	66,0	63,8	2,2	3,4%
Norway	66,7	74,0	-7,3	-9,8%	62,7	67,1	-4,4	-6,6%
Poland	63,7	73,5	-9,7	-13,3%	57,4	94,4	-37,0	-39,2%
Romania	48,6	65,6	-16,9	-25,8%	49,7	57,6	-7,9	-13,8%
Denmark	60,6	63,8	-3,1	-4,9%	55,2	62,0	-6,8	-11,0%
Slovenia	54,0	52,1	1,9	3,7%	48,2	50,2	-2,1	-4,1%
Lisbon FIR	50,6	51,7	-1,0	-2,0%	46,6	48,5	-2,0	-4,1%
Slovakia	42,8	51,5	-8,8	-17,0%	41,1	49,1	-7,9	-16,2%
Cyprus	43,2	48,1	-4,8	-10,1%	40,1	43,6	-3,5	-8,1%
Bosnia and Herzegovina	45,1	42,5	2,6	6,1%	42,7	38,7	4,0	10,3%

TRAFFIC PER STATE – APRIL 2023

AVERAGE DAILY BUSINESS AVIATION FLIGHTS – PART 3

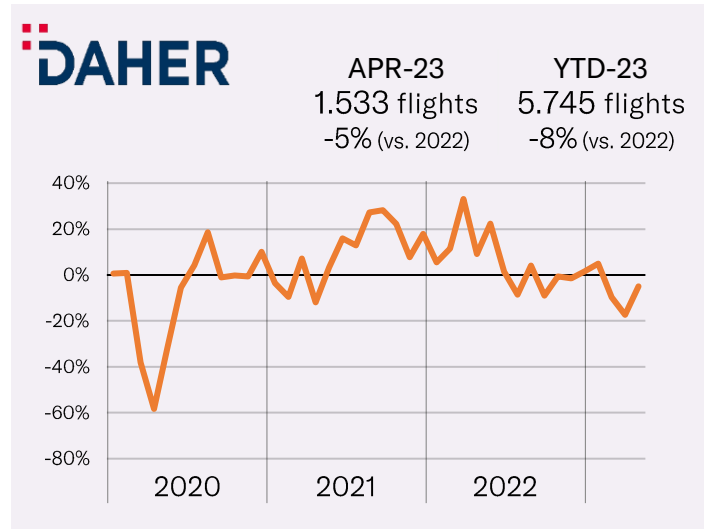
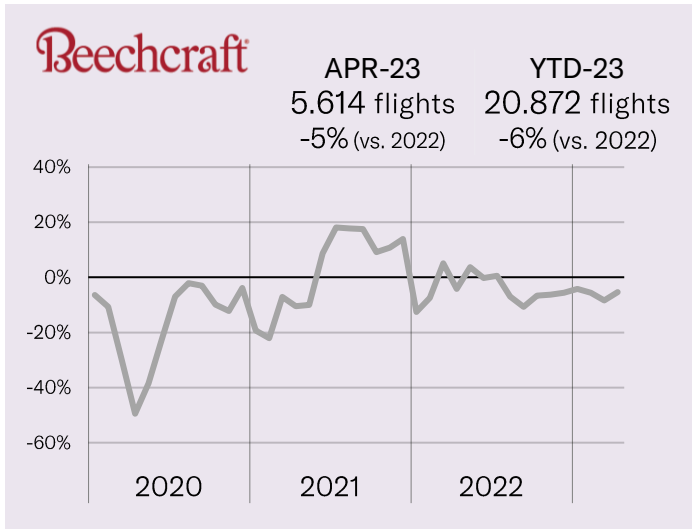
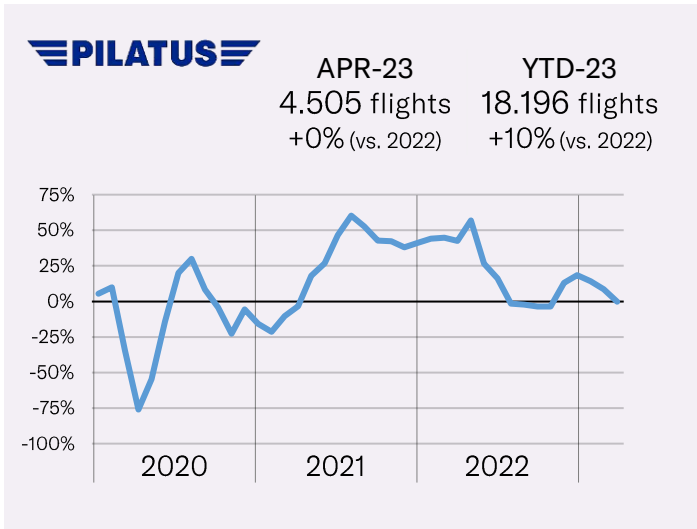
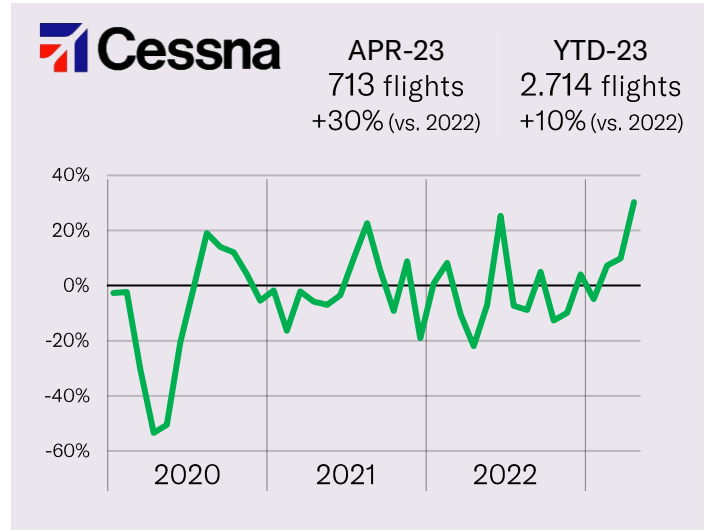
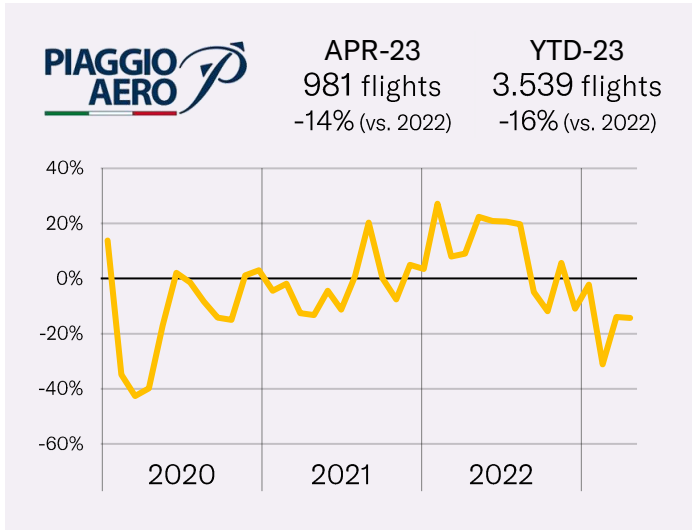
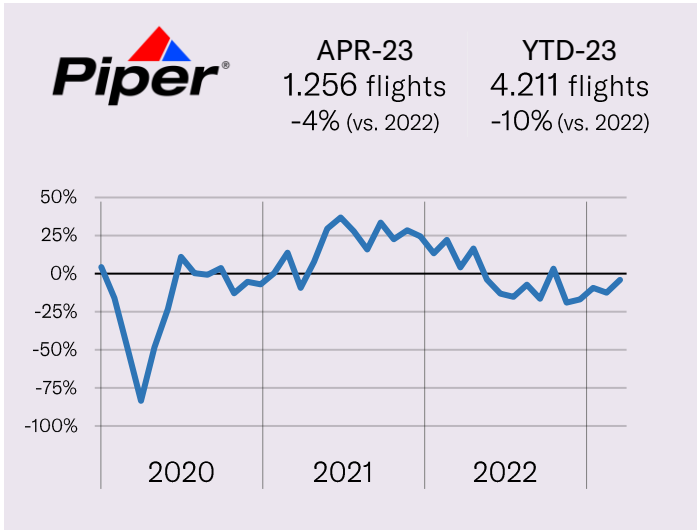


STATE	MONTH CURRENT YEAR	MONTH PREVIOUS YEAR	MONTH CHANGE	MONTH GROWTH	YTD CURRENT YEAR	YTD PREVIOUS YEAR	YTD CHANGE	YTD GROWTH
Egypt	40,0	40,5	-0,4	-1,0%	37,1	33,1	4,1	12,3%
Morocco	44,3	38,0	6,3	16,7%	40,2	36,0	4,1	11,5%
Israel	22,8	26,3	-3,5	-13,4%	21,0	22,3	-1,3	-5,8%
Azerbaijan	22,1	25,1	-3,0	-12,1%	19,9	19,9	0,0	0,1%
Finland	24,4	25,0	-0,6	-2,6%	21,3	27,0	-5,6	-20,9%
Albania	22,6	22,0	0,7	3,1%	19,5	20,0	-0,4	-2,1%
Malta	16,3	21,9	-5,6	-25,8%	16,2	18,5	-2,3	-12,4%
North Macedonia	16,7	18,7	-1,9	-10,4%	15,8	16,7	-0,8	-5,1%
Spain-Canaries	20,6	18,6	2,0	10,9%	20,7	20,3	0,4	2,0%
Santa Maria FIR	19,9	18,5	1,4	7,5%	18,9	19,2	-0,3	-1,4%
Iceland	15,3	16,6	-1,4	-8,2%	13,5	14,8	-1,3	-8,6%
Lithuania	9,5	15,1	-5,6	-37,1%	9,3	39,8	-30,5	-76,6%
Georgia	11,5	13,2	-1,6	-12,5%	11,5	9,7	1,7	17,6%
Latvia	9,8	13,2	-3,4	-25,9%	8,7	42,6	-33,9	-79,5%
Estonia	9,5	12,7	-3,3	-25,6%	8,1	16,5	-8,4	-50,9%
Tunisia	8,3	9,2	-0,9	-10,1%	7,4	7,7	-0,3	-4,0%
Armenia	7,8	7,5	0,3	4,3%	6,7	5,1	1,6	32,4%
Libya	4,2	6,1	-1,9	-31,2%	4,2	5,4	-1,2	-22,5%
Belarus	0,7	3,6	-3,0	-81,4%	0,7	12,6	-11,9	-94,1%
Moldova	1,8	1,3	0,5	37,5%	1,6	4,9	-3,3	-67,6%
Ukraine	0,0	0,1	0,0	-50,0%	0,1	25,4	-25,3	-99,8%

TURBOPROPS OEMS – APRIL 2023

MONTHLY TRAFFIC & MONTHLY GROWTH

EBAA TRAFFIC TRACKER - APRIL 2023



JET OEMS (1/2) – APRIL 2023

MONTHLY TRAFFIC & MONTHLY GROWTH

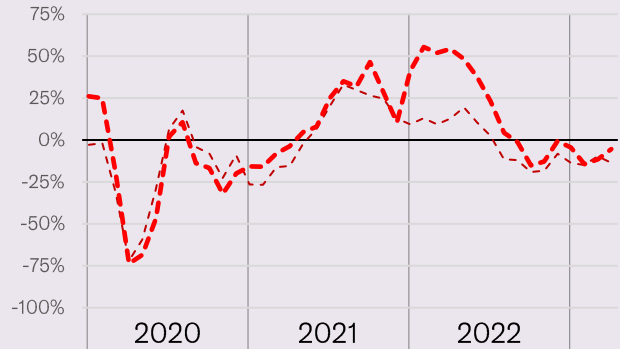


EBAA TRAFFIC TRACKER - APRIL 2023



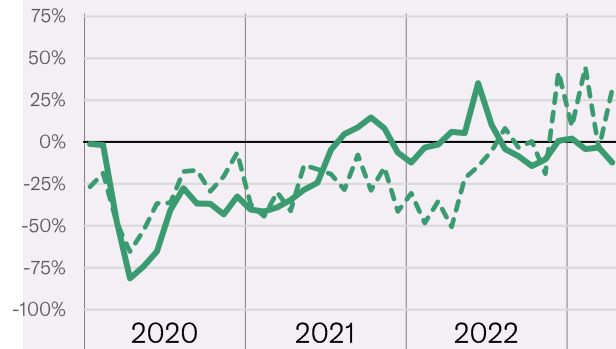
APR-23
15.683 flights
-12% (vs. 2022)

YTD-23
58.007 flights
-12% (vs. 2022)



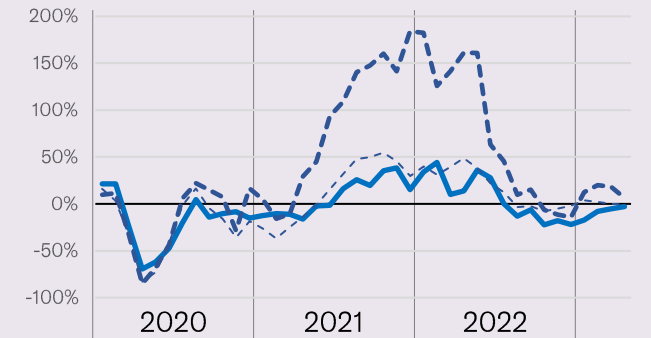
APR-23
4.483 flights
-11% (vs. 2022)

YTD-23
17.988 flights
-4% (vs. 2022)



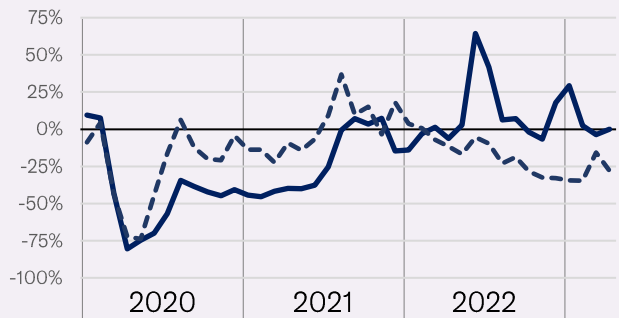
APR-23
6.494 flights
+0% (vs. 2022)

YTD-23
24.150 flights
+0% (vs. 2022)



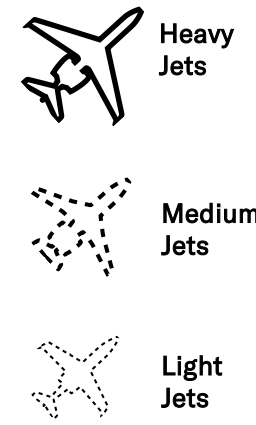
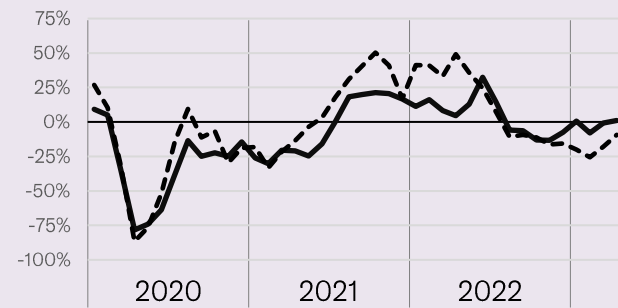
APR-23
3.438 flights
-5% (vs. 2022)

YTD-23
13.991 flights
-1% (vs. 2022)



APR-23
7.577 flights
-2% (vs. 2022)

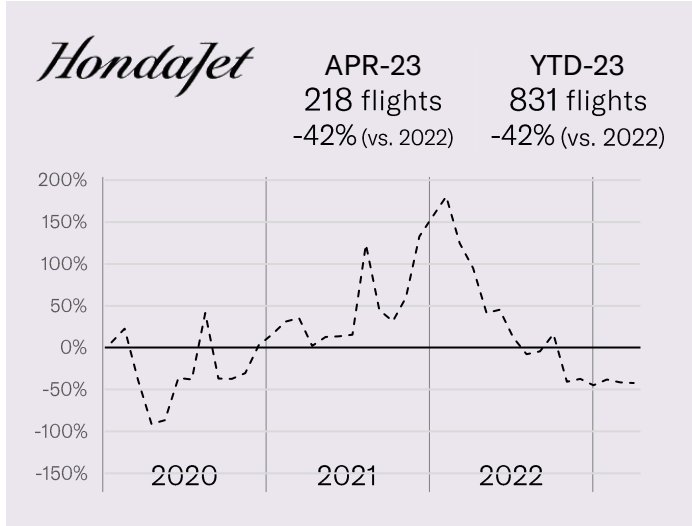
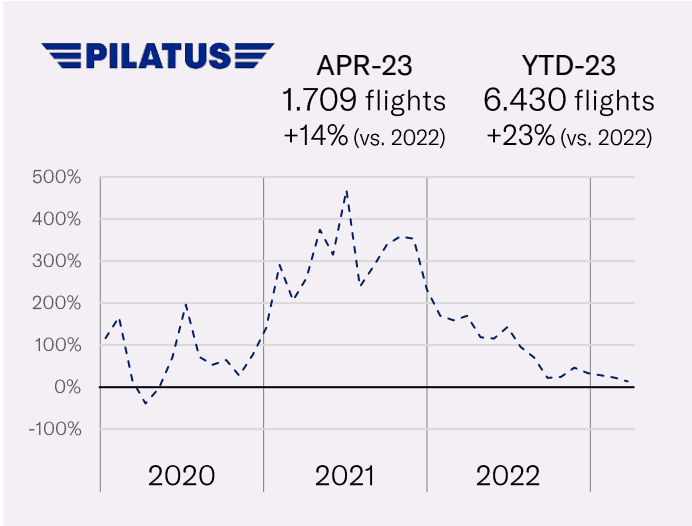
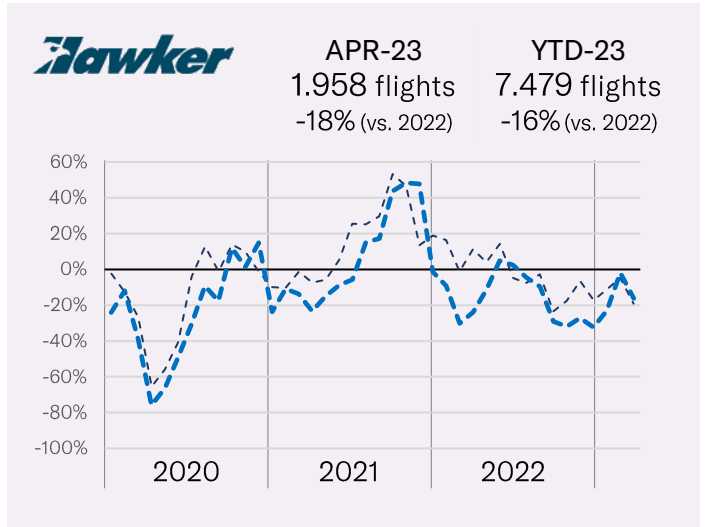
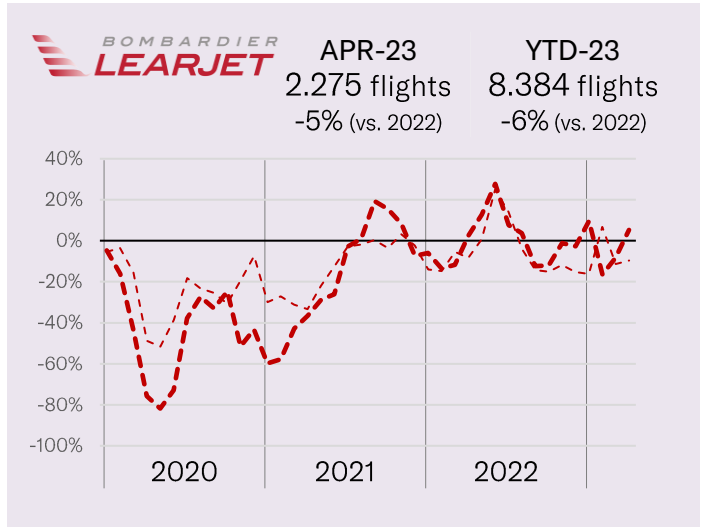
YTD-23
27.990 flights
-7% (vs. 2022)






JET OEMS (2/2) – APRIL 2023 MONTHLY TRAFFIC & MONTHLY GROWTH



EBAA TRAFFIC TRACKER - APRIL 2023



-  Heavy Jets
-  Medium Jets
-  Light Jets

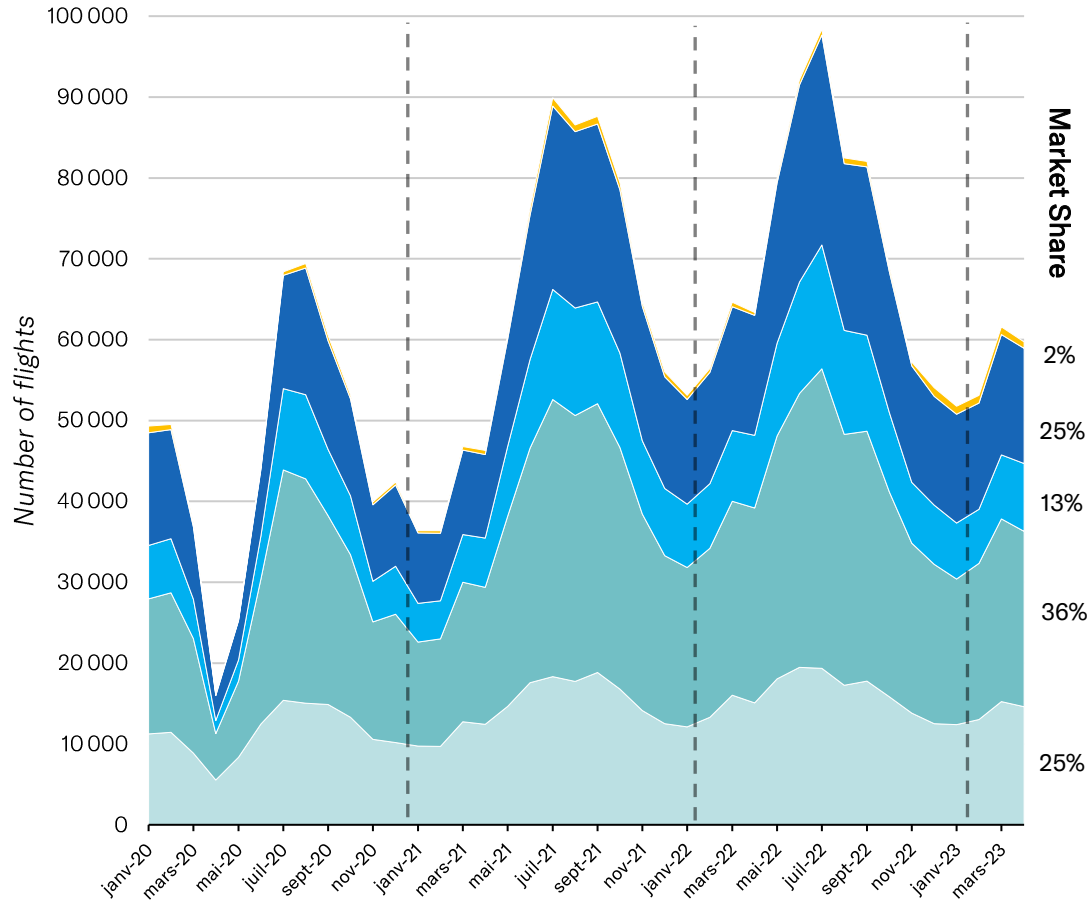
BUSINESS AVIATION AIRPLANES – APRIL 2023

MONTHLY TRAFFIC & MONTHLY GROWTH

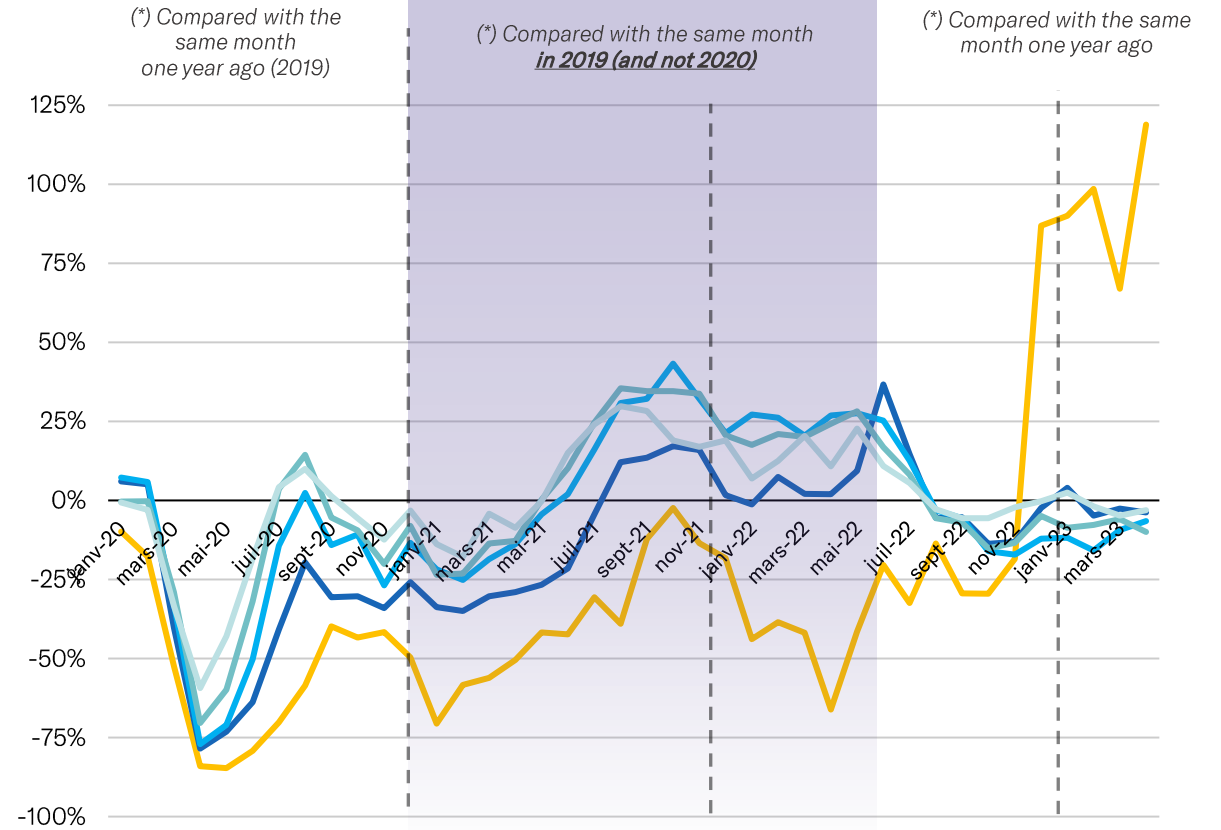


EBAA TRAFFIC TRACKER - APRIL 2023

Activity per aircraft segment



Monthly Growth - compared with */**



(*) Compared with the same month one year ago (2019)

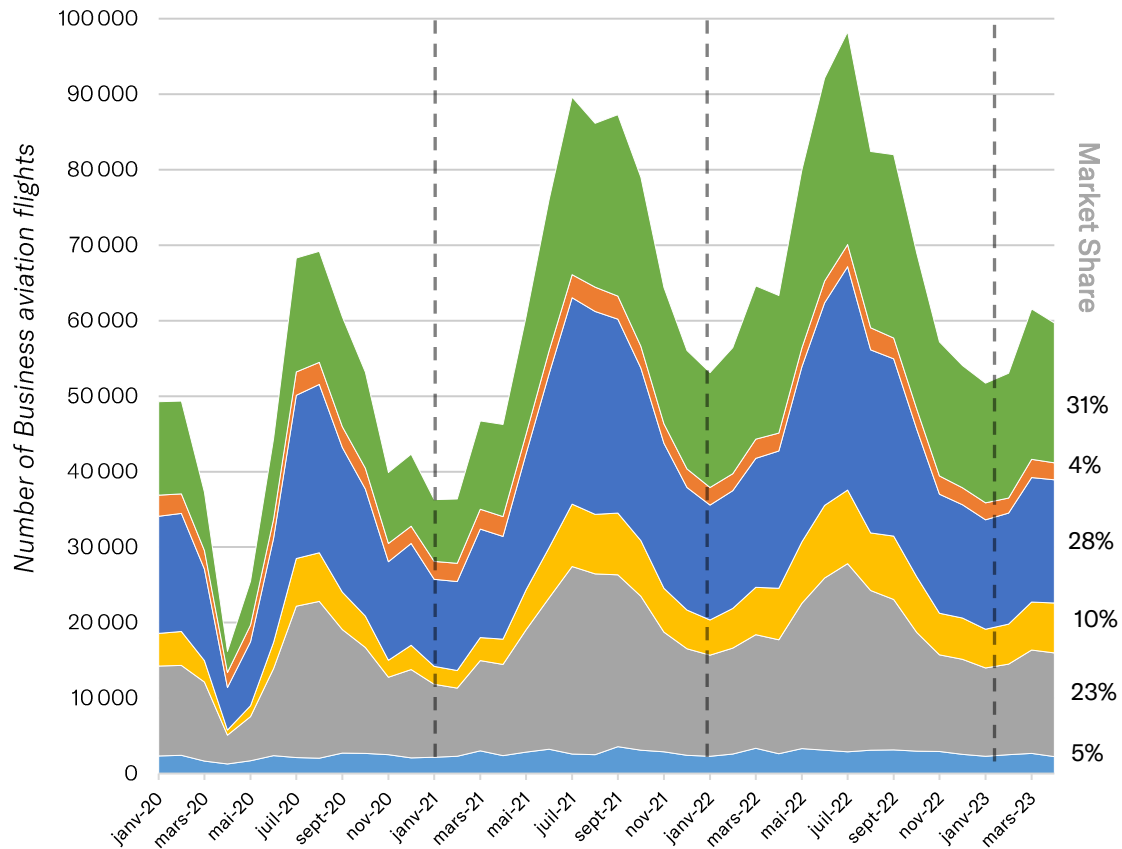
(*) Compared with the same month in 2019 (and not 2020)

(*) Compared with the same month one year ago

BUSINESS AVIATION OPERATORS – APRIL 2023 MONTHLY TRAFFIC & MONTHLY GROWTH



Activity in per operator main type



Private Ownership



Ambulance



Fractional Ownership



Aircraft Management

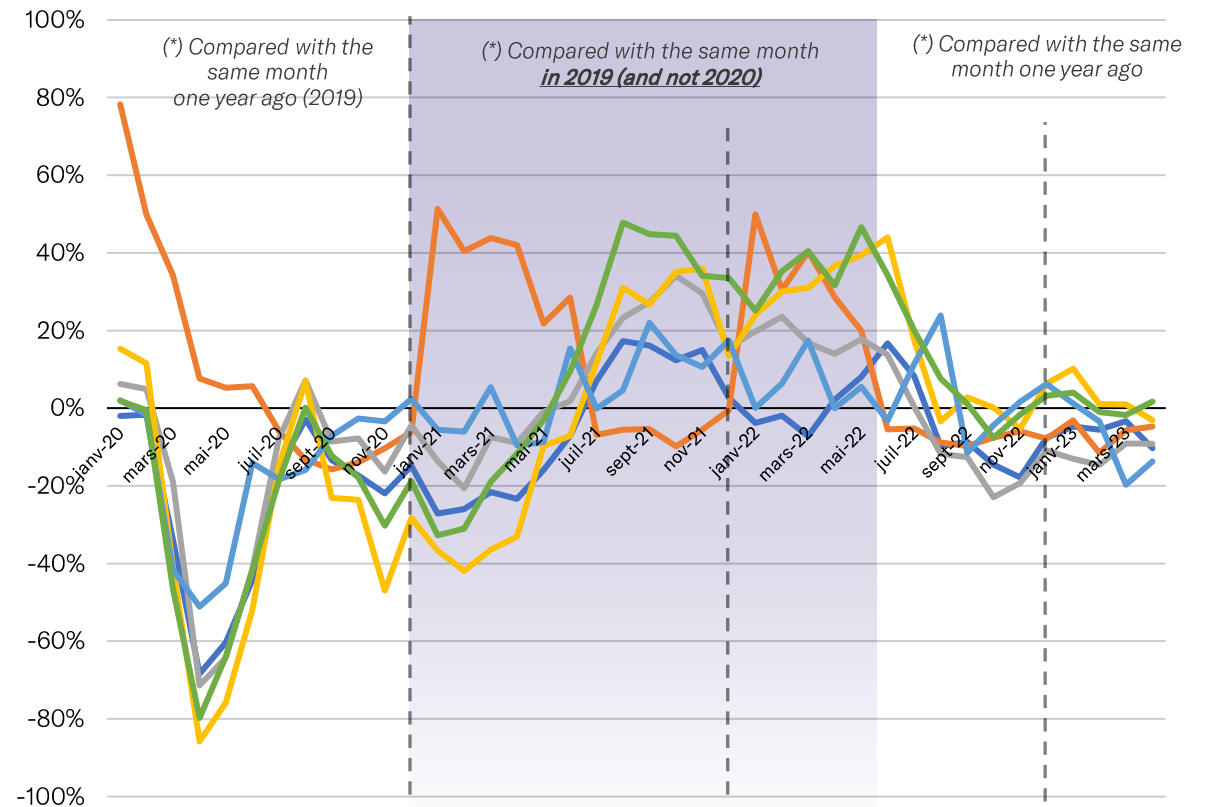


Branded Charter



Government

Monthly Growth - compared with */**



(*) Compared with the same month one year ago (2019)

(*) Compared with the same month in 2019 (and not 2020)

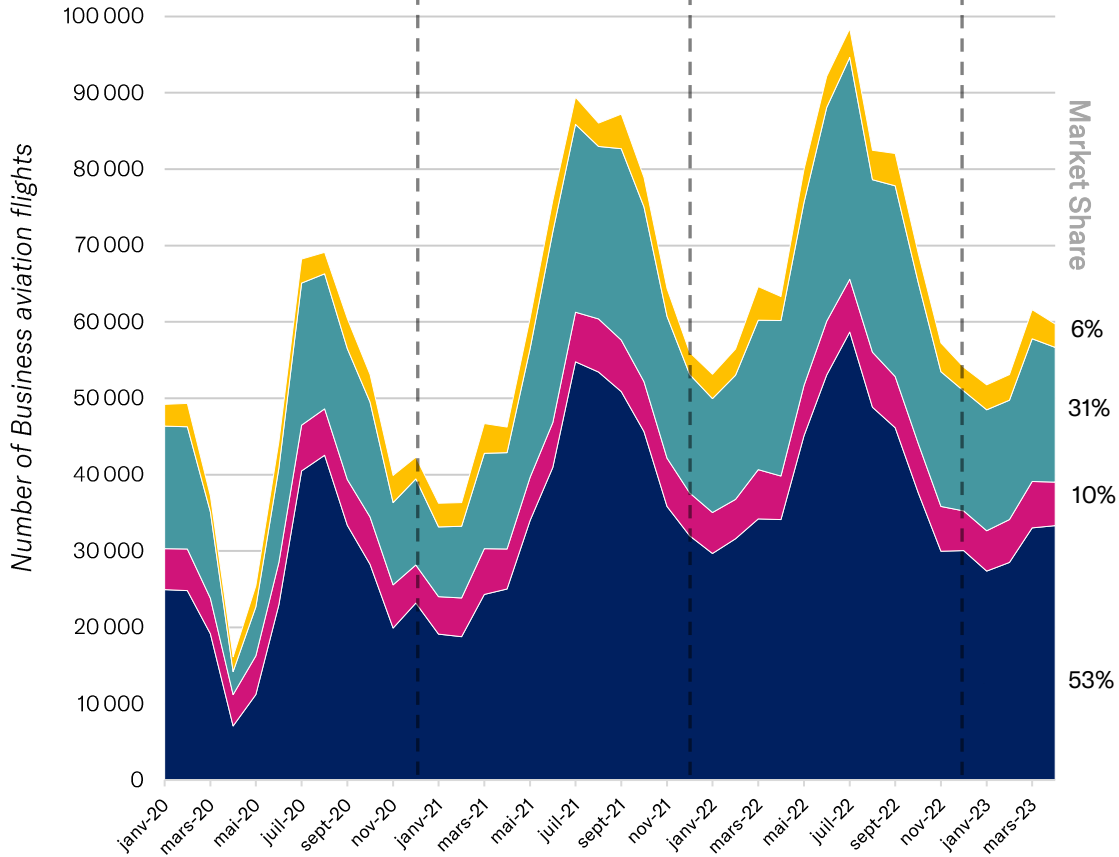
(*) Compared with the same month one year ago

BUSINESS AVIATION MISSIONS – APRIL 2023

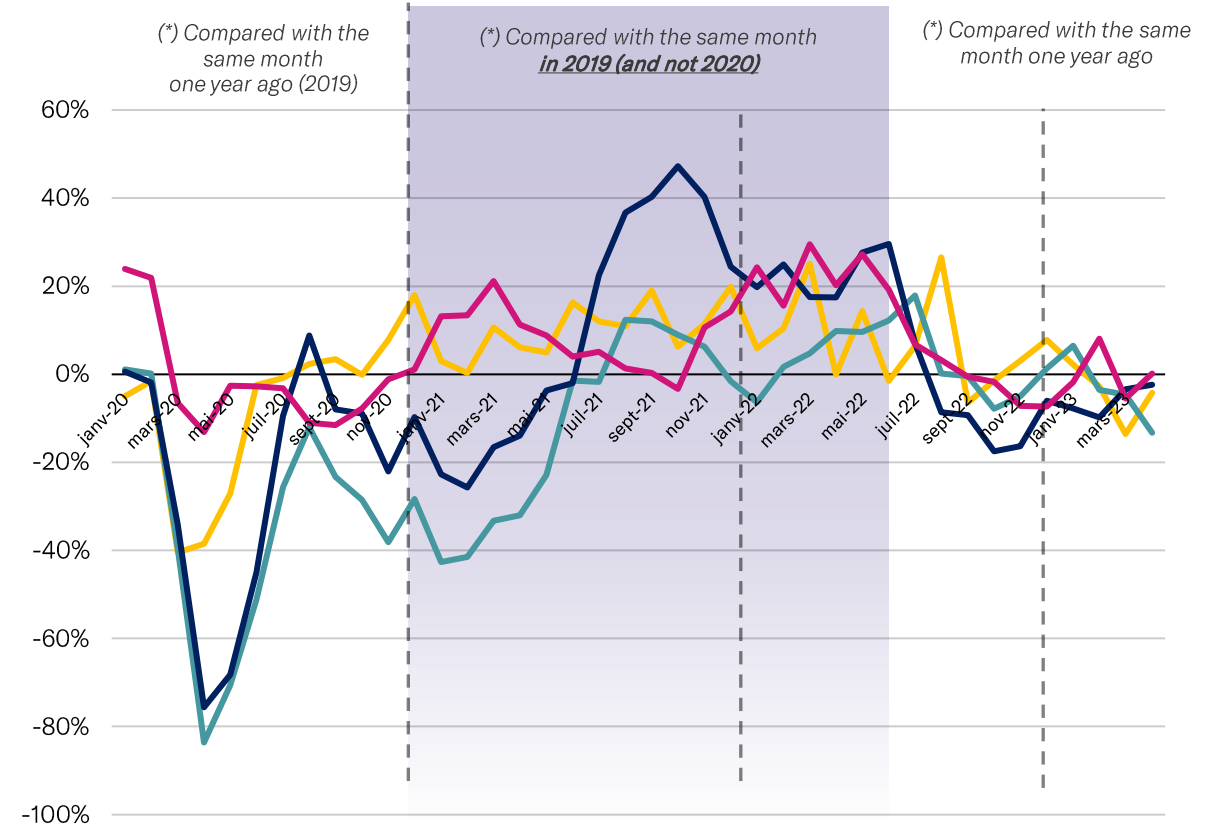
MONTHLY TRAFFIC & MONTHLY GROWTH



Activity in per mission type



Monthly Growth - compared with */**



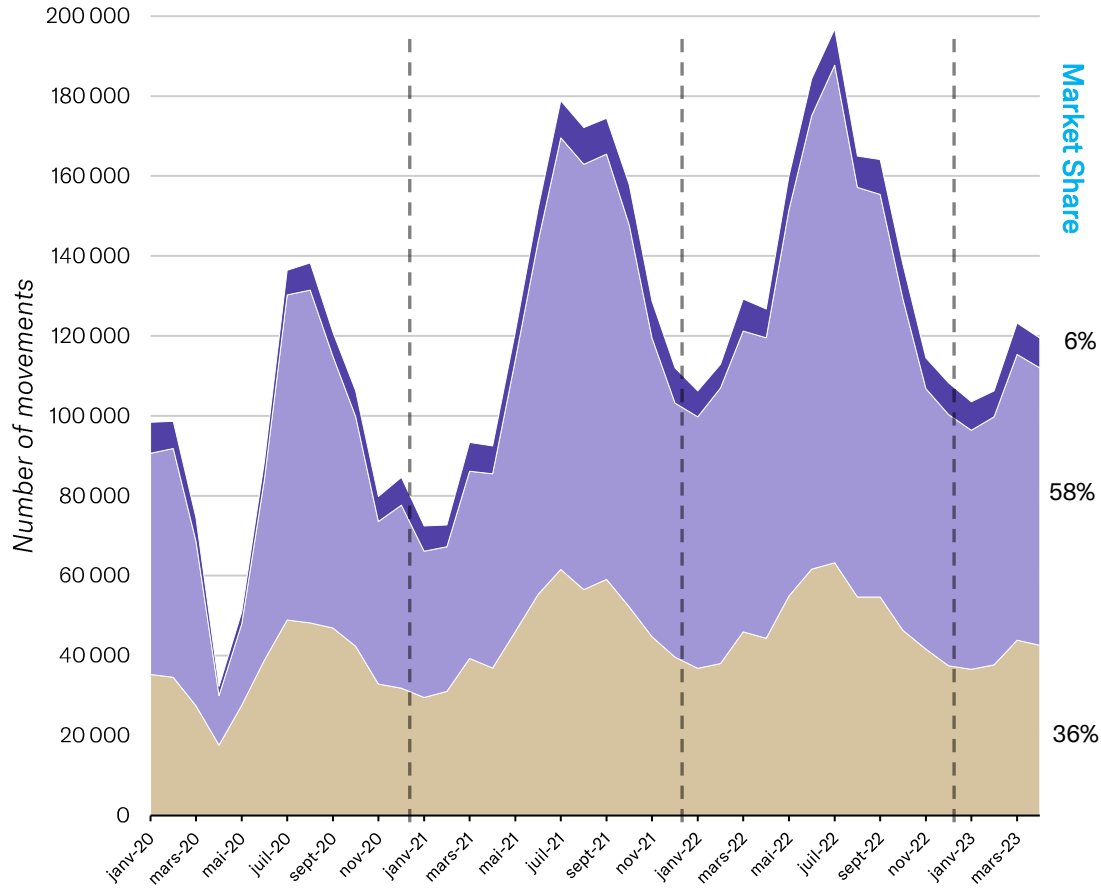
BUSINESS AVIATION ORIGINS & DESTINATIONS – APRIL 2023

MONTHLY TRAFFIC & MONTHLY GROWTH

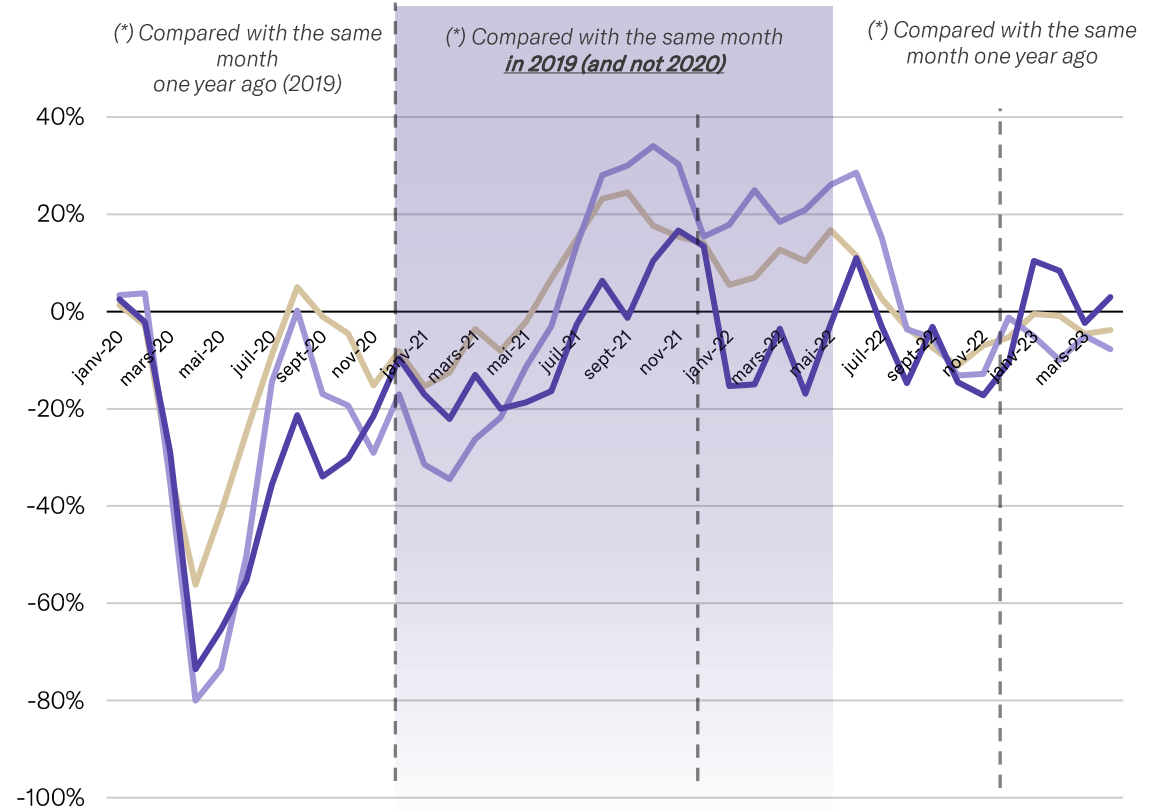


EBAA TRAFFIC TRACKER - APRIL 2023

Activity per Origin-Destination



Monthly Growth - compared with */**



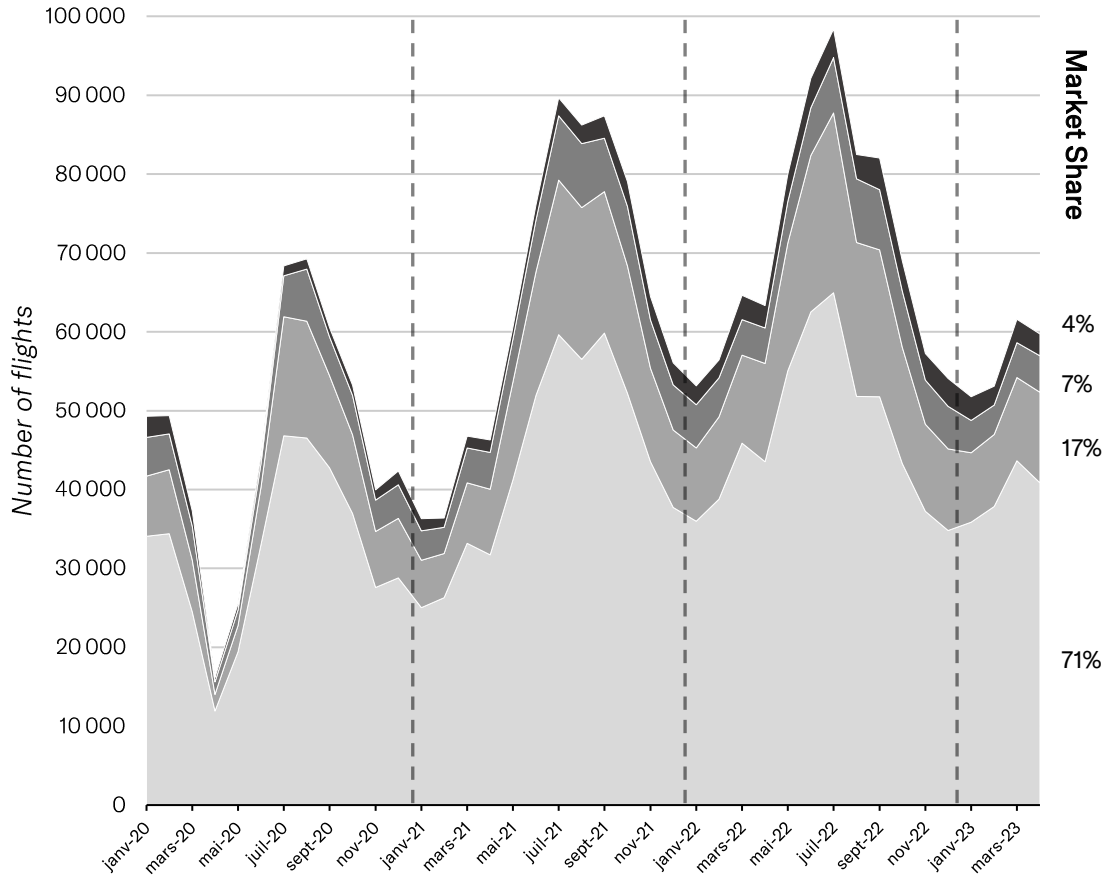
BUSINESS AVIATION FLIGHT SECTOR – APRIL 2023

MONTHLY TRAFFIC & MONTHLY GROWTH

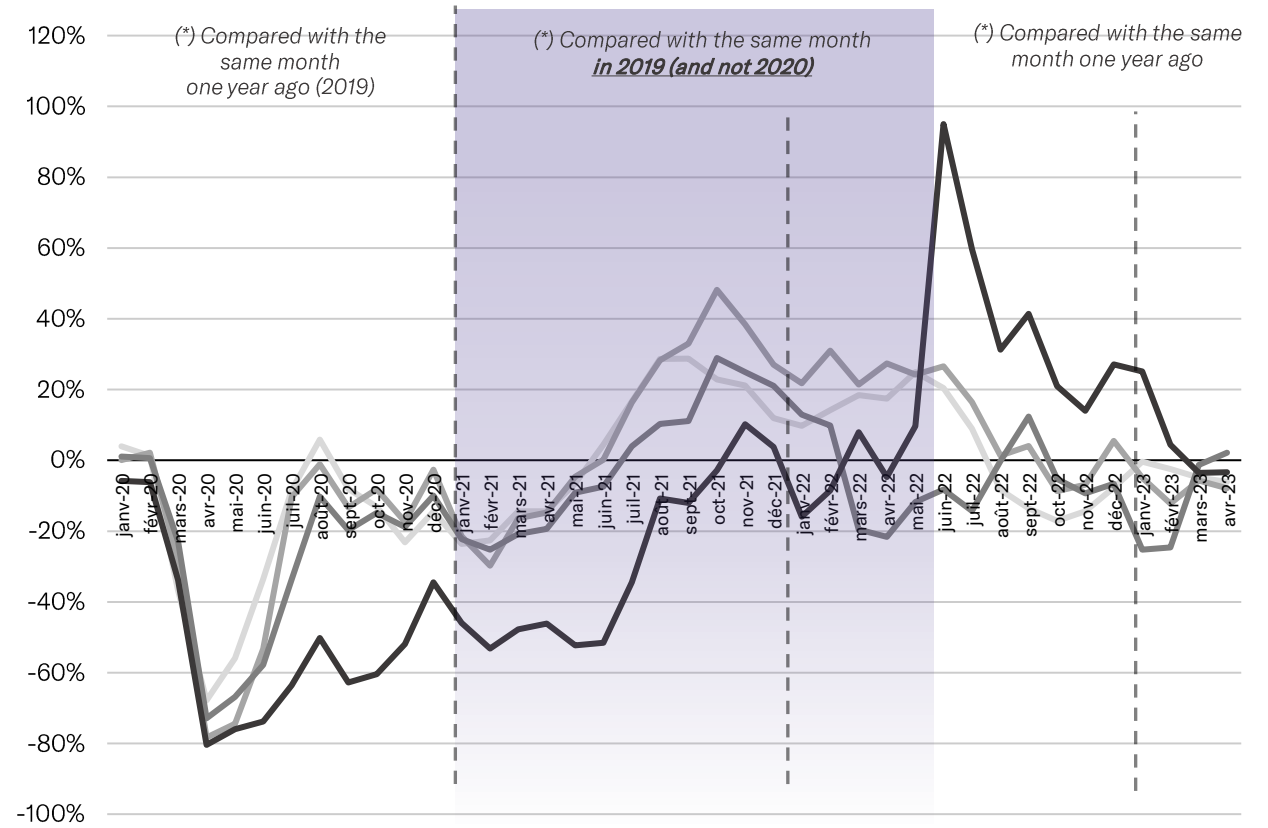


EBAA TRAFFIC TRACKER - APRIL 2023

Activity per flight sector



Monthly Growth - compared with */**



Short Haul
(below 500nm / 1000km)



Short Haul
(below 1000nm / 2000km)



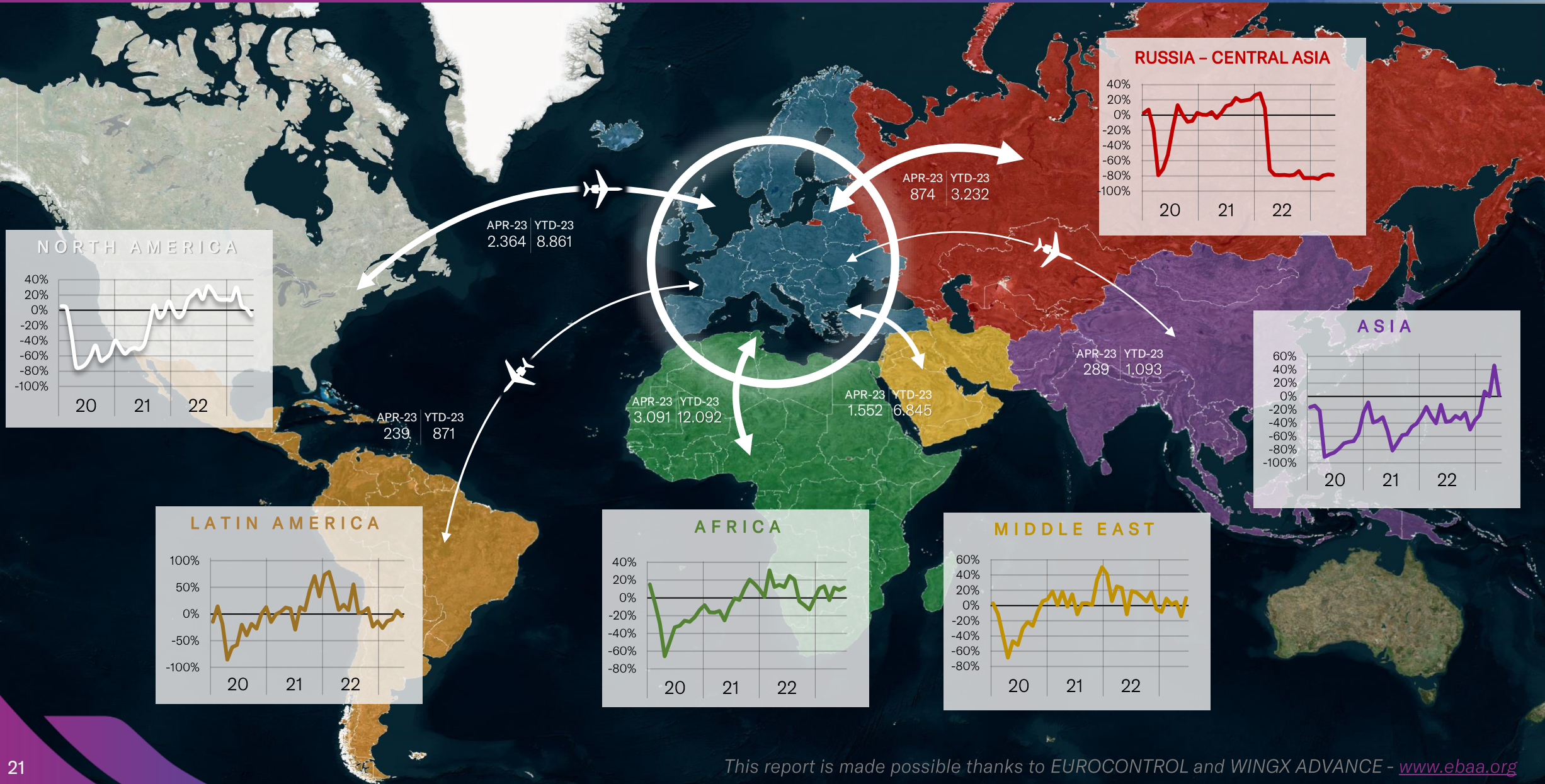
Medium Haul
(below 2500nm / 4700km)



Long Haul
(above 2500nm / 4700km)

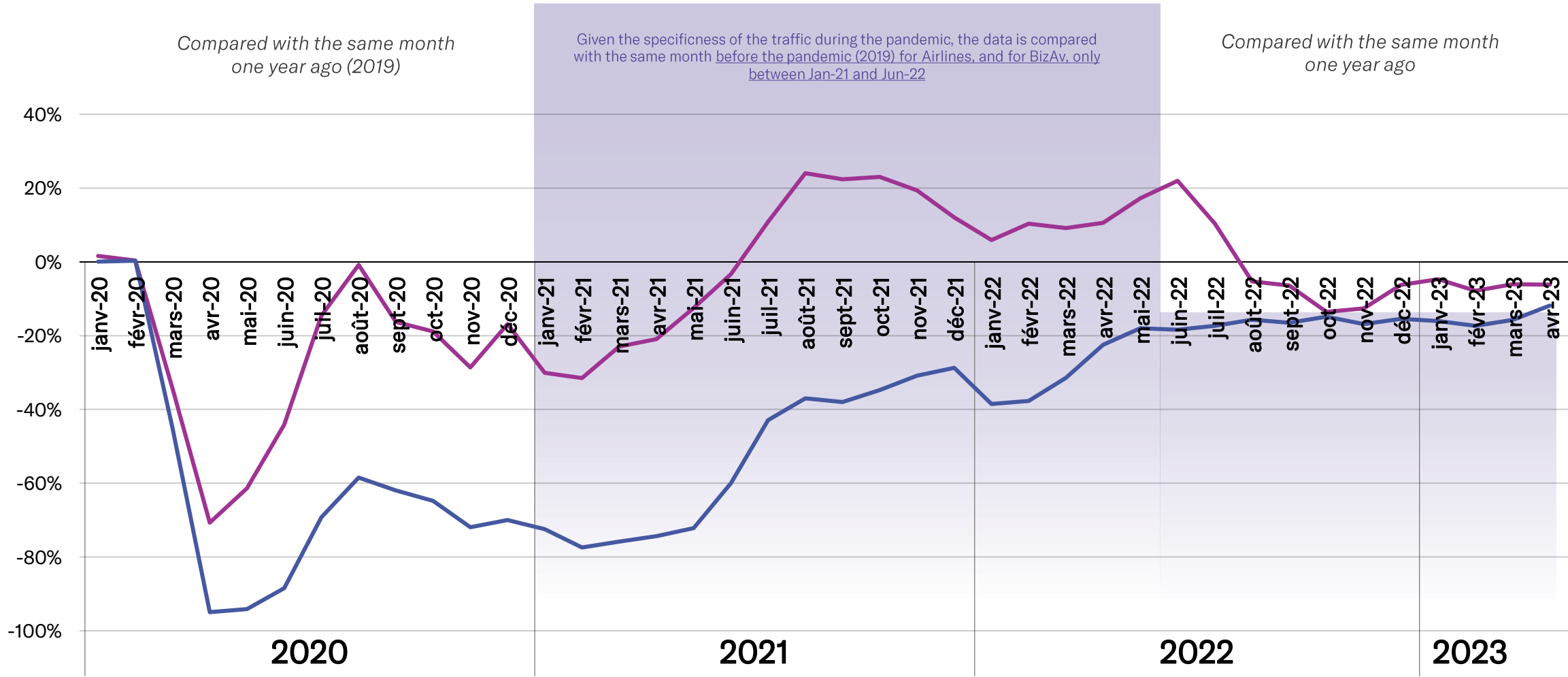
EUROPEAN BUSINESS AVIATION INTERCONTINENTAL CONNECTIONS – APRIL 2023

MONTHLY TRAFFIC & MONTHLY GROWTH



BUSINESS AVIATION VS. AIRLINES MONTHLY TRAFFIC GROWTH

EBAA TRAFFIC TRACKER - APRIL 2023



 **BUSINESS AVIATION**

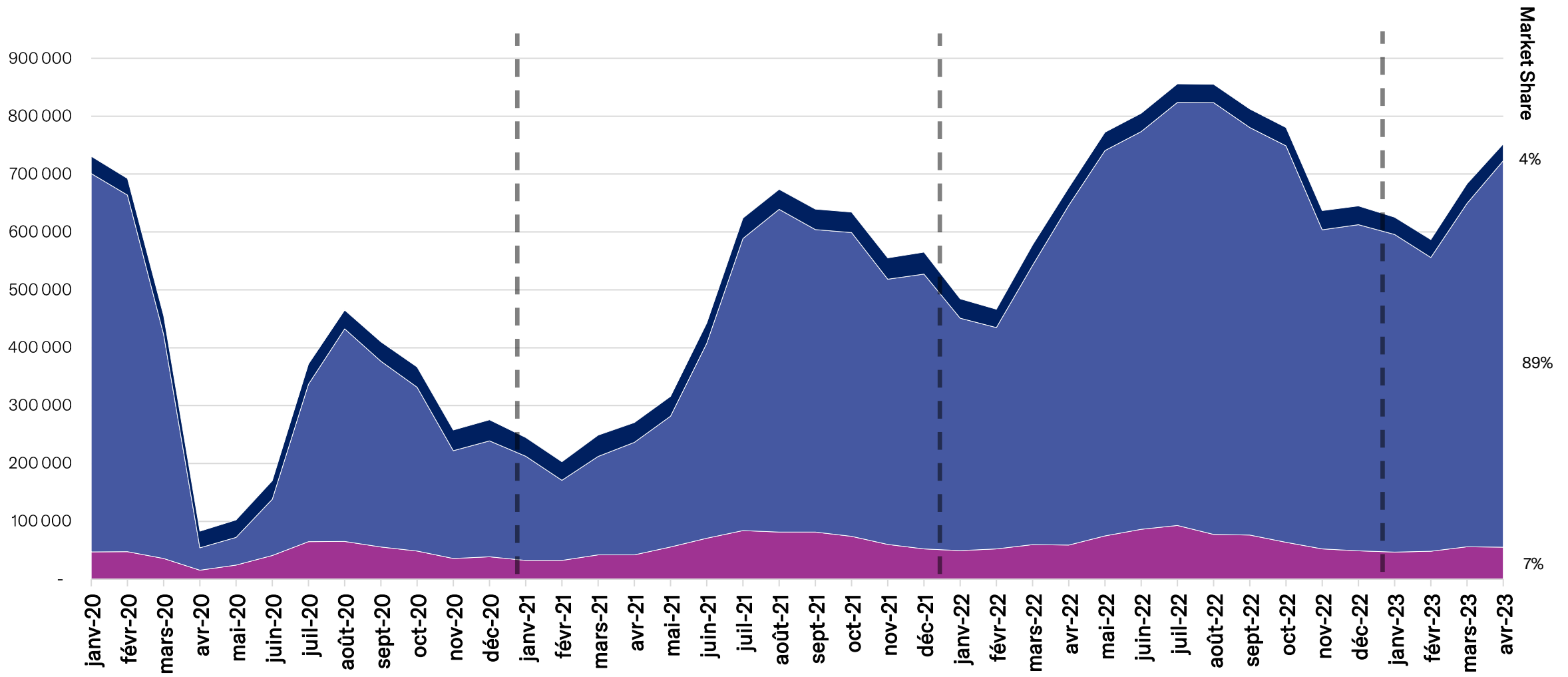
 **AIRLINES**
Legacy Carriers,
Low Cost Airlines,
Charter Airlines

BUSINESS AVIATION VS. AIRLINES & CARGO

MONTHLY TRAFFIC MARKET SHARE



EBA TRAFFIC TRACKER - APRIL 2023

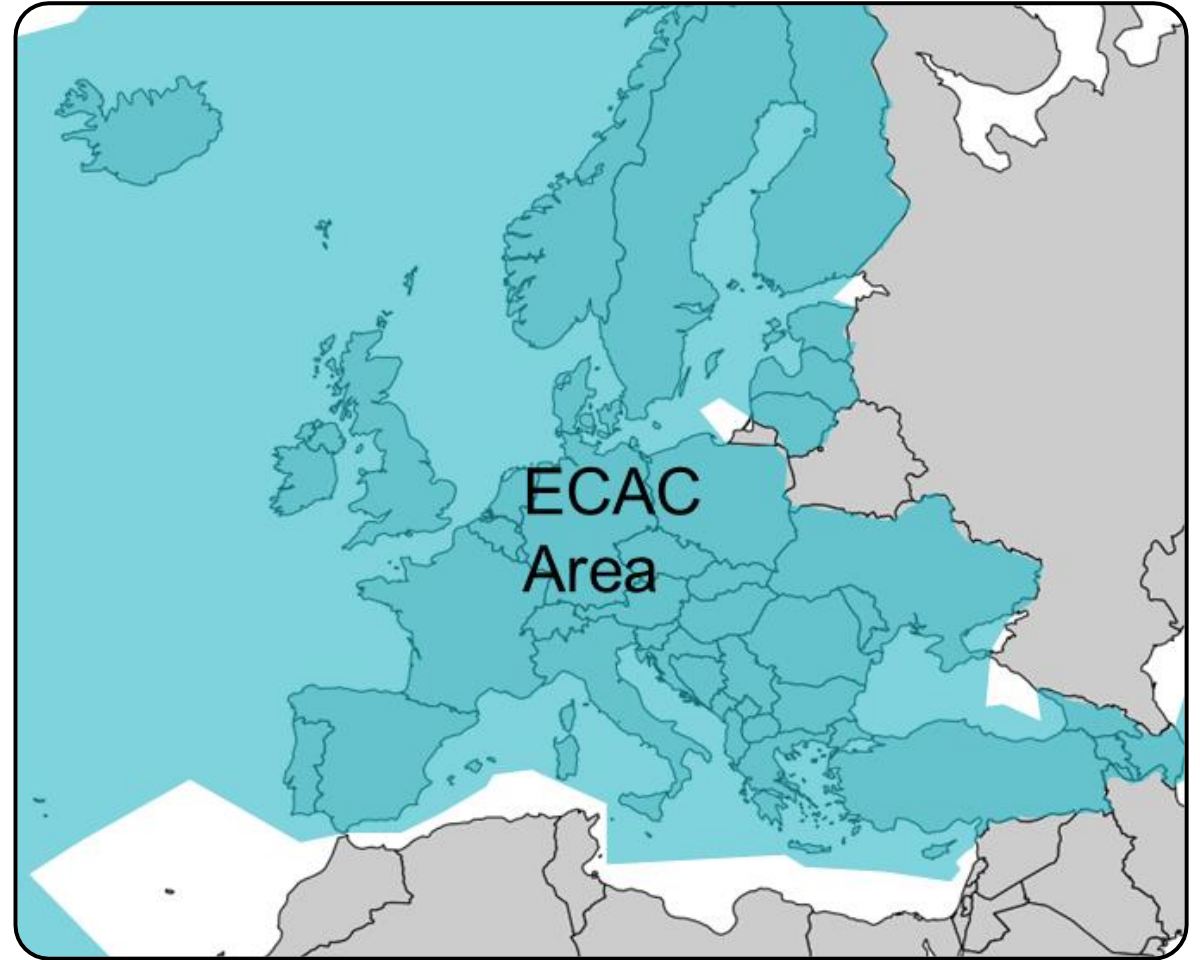
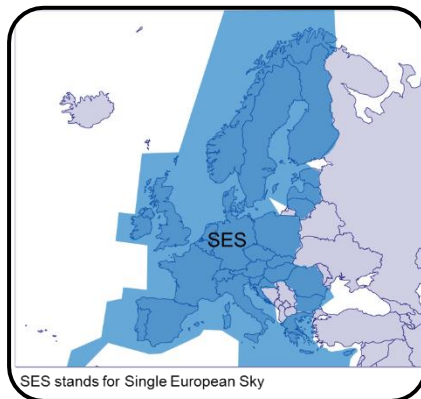
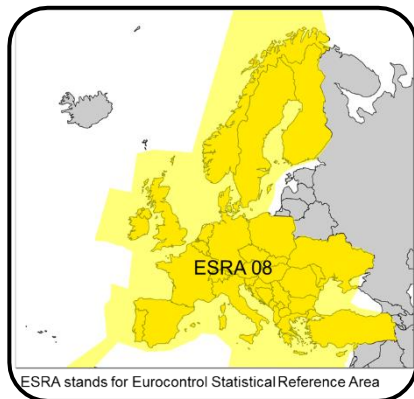
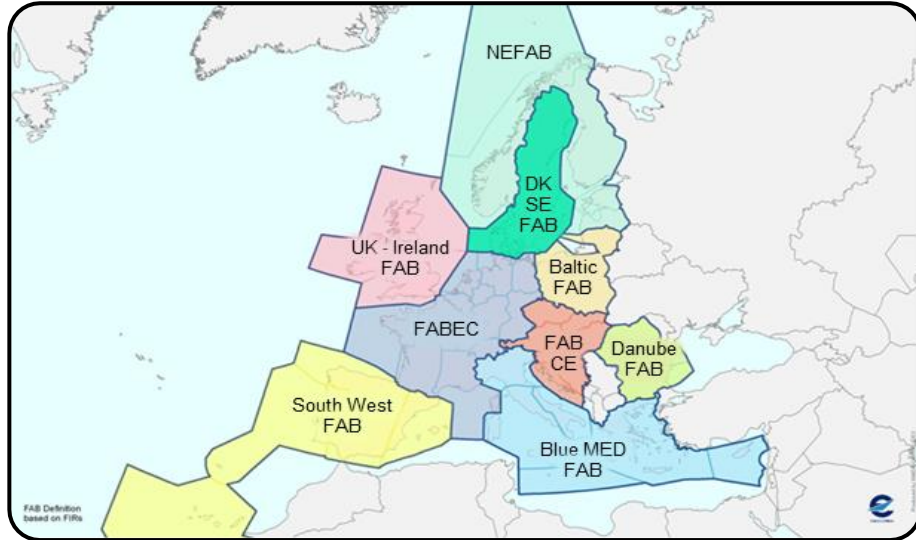


 **CARGO**

 **AIRLINES**
Legacy Carriers,
Low Cost Airlines,
Charter Airlines

 **BUSINESS AVIATION**

AREAS



ECAC stands for European Civil Aviation Conference

The « Business Aviation » segment is defined by Eurocontrol as follows :

A318	Airbus A318	Airbus	Bizliner	flight type G only
A319	Airbus A319	Airbus	Bizliner	flight type G only
A320	Airbus A320	Airbus	Bizliner	flight type G only
ASTR	Gulfstream G100	Gulfstream	Midsize Jet	
B350	King Air 350	Hawker Beechcraft	Turboprop	flight type G and N only
B737	Boeing 737-700	Boeing	Bizliner	flight type G only
B738	Boeing 737-800	Boeing	Bizliner	flight type G only
B739	Boeing 737-900	Boeing	Bizliner	flight type G only
B748	Boeing 747-8I	Boeing	Bizliner	flight type G only
B77L	Boeing 777-200 Freighter	Boeing	Bizliner	flight type G only
B77W	Boeing 777-300ER	Boeing	Bizliner	flight type G only
B788	Boeing 787-8	Boeing	Bizliner	flight type G only
B789	Boeing 787-9	Boeing	Bizliner	flight type G only
BE10	KingAir 100	Hawker Beechcraft	Turboprop	
BE20	King Air 200	Hawker Beechcraft	Turboprop	
BE30	Super King Air 300	Hawker Beechcraft	Turboprop	
BE40	Hawker Beechjet 400	Hawker Beechcraft	Light Jet	
BE90	King Air 90	Hawker Beechcraft	Turboprop	
BE9L	King Air 90	Hawker Beechcraft	Turboprop	
BE9T	KingAir90	Hawker Beechcraft	Turboprop	
C208	Cessna 208 Caravan	Cessna	Turboprop	
C25A	Cessna Citation CJ2	Cessna	Light Jet	
C25B	Cessna Citation CJ3	Cessna	Light Jet	
C25C	Cessna Citation CJ4	Cessna	Light Jet	
C25M	Cessna M2	Cessna	Light Jet	
C425	Cessna Corsair	Cessna	Turboprop	
C441	Cessna Conquest	Cessna	Turboprop	
C500	Cessna Citation I	Cessna	Light Jet	
C501	Cessna Citation ISP	Cessna	Light Jet	
C510	Cessna Citation Mustang	Cessna	Light Jet	
C525	Cessna Citation CJ1	Cessna	Light Jet	
C550	Cessna Citation II	Cessna	Light Jet	
C551	Cessna Citation IISP	Cessna	Light Jet	
C55B	Cessna Citation Bravo	Cessna	Light Jet	
C560	Cessna Citation V	Cessna	Light Jet	
C56X	Cessna Citation Excel / XLS	Cessna	Light Jet	

C650	Cessna Citation III	Cessna	Midsize Jet	
C680	Citation Sovereign	Cessna	Midsize Jet	
C750	Cessna Citation X	Cessna	Midsize Jet	
CL30	Challenger 300 series	Bombardier	Midsize Jet	
CL35	Challenger 350	Bombardier	Midsize Jet	
CL60	Challenger 600 series	Bombardier	Heavy Jet	
CRJ2	Challenger 800-850	Bombardier	Heavy Jet	flight type G only
E135	Embraer RJ135	Embraer	Heavy Jet	flight type G only
E145	Embraer RJ145	Embraer	Heavy Jet	flight type G only
E190	Embraer 190	Embraer	Bizliner	flight type G only
E35L	Legacy 600 series	Embraer	Heavy Jet	
E50P	Embraer Phenom 100	Embraer	Light Jet	
E545	Legacy 450 / Praetor 500	Embraer	Midsize Jet	
E550	Embraer Legacy 500	Embraer	Midsize Jet	
E55P	Embraer Phenom 300	Embraer	Light Jet	flight type G and N only
E75L	Embraer RJ175	Embraer	Bizliner	flight type G only
EA50	Eclipse 500	Eclipse	Light Jet	
F2TH	Dassault Falcon 2000	Dassault	Heavy Jet	
F900	Dassault Falcon 900	Dassault	Heavy Jet	
FA10	Dassault Falcon 10/100	Dassault	Light Jet	
FA20	Dassault Falcon 20/200	Dassault	Midsize Jet	
FA50	Dassault Falcon 50	Dassault	Midsize Jet	
FA7X	Dassault Falcon 7X	Dassault	Heavy Jet	
FA8X	Dassault Falcon 8X	Dassault	Heavy Jet	
G150	Gulfstream G150	Gulfstream	Midsize Jet	
G280	Gulfstream G280	Gulfstream	Midsize Jet	
GA5C	Gulfstream G500/550	Gulfstream	Heavy Jet	
GA6C	Gulfstream G600/650	Gulfstream	Heavy Jet	
GALX	Gulfstream G200	Gulfstream	Midsize Jet	
GL5T	Global 5000	Bombardier	Heavy Jet	
GL6T	Global 6000	Bombardier	Heavy Jet	
GLEX	Global Express / 6000	Bombardier	Heavy Jet	
GLF2	Gulfstream 2	Gulfstream	Heavy Jet	
GLF3	Gulfstream 3	Gulfstream	Heavy Jet	
GLF4	Gulfstream G300/450	Gulfstream	Heavy Jet	
GLF5	Gulfstream G500/550	Gulfstream	Heavy Jet	

GLF6	Gulfstream G600/650	Gulfstream	Heavy Jet	flight type G and N only
H25B	Hawker 700-900	Hawker Beechcraft	Midsize Jet	
H25C	British Aerospace 125-1000	British Aerospace	Light Jet	
HA4T	Hawker 4000	Hawker Beechcraft	Midsize Jet	
HDJT	HondaJet	Honda	Light Jet	
HF20	Hansa Jet	Hamburger Flugzeugbau	Light Jet	
LJ23	Learjet 23	Bombardier	Light Jet	
LJ24	Learjet 24	Bombardier	Light Jet	
LJ25	Learjet 25	Bombardier	Light Jet	
LJ28	Learjet 28	Bombardier	Light Jet	
LJ31	Learjet 31	Bombardier	Light Jet	
LJ35	Learjet 35	Bombardier	Light Jet	
LJ40	Learjet 40	Bombardier	Light Jet	
LJ45	Learjet 45	Bombardier	Light Jet	
LJ55	Learjet 55	Bombardier	Midsize Jet	
LJ60	Learjet 60	Bombardier	Midsize Jet	
LJ70	Learjet 70	Bombardier	Midsize Jet	
LJ75	Learjet 75	Bombardier	Midsize Jet	
P180	Piaggio P180 Avanti	Piaggio Aerospace	Turboprop	
PAY2	Piper Cheyenne 2	Piper Aircraft	Turboprop	
PAY3	Piper Cheyenne 3	Piper Aircraft	Turboprop	
PAY4	Piper Cheyenne 400	Piper Aircraft	Turboprop	
PC12	Pilatus PC-12	Pilatus	Turboprop	
PC24	Pilatus PC24	Pilatus	Light Jet	
PRM1	Premier 1	Hawker Beechcraft	Light Jet	
SBR1	Sabreliner	NA Rockwell	Light Jet	
SBR2	Sabreliner	NA Rockwell	Light Jet	
SJ30	Syberjet SJ30	SyberJet	Light Jet	
TBM7	Socata TBM 700	Daher-Socata	Turboprop	
TBM8	Socata TBM 850	Daher-Socata	Turboprop	
TBM9	Socata TBM 900 series	Daher-Socata	Turboprop	
WW23	1123 Westwind	IAI	Midsize Jet	
WW24	1124 Westwind	IAI	Midsize Jet	
EA50	Eclipse 500	Eclipse	Light Jet	

The list is permanently updated ...

DISCLAIMER

This report is provided by EBAA for information purposes only and no representation, warranties or other assurances, express or implied, are given as to the quality, accuracy, or completeness of the information contained in, or provided in connection with the report.

Recipients of this report must determine for themselves whether any matters referred to are suitable for their purposes. Neither EBAA nor any of their affiliates, agents, partners, representatives, consultants or any other company, firm or organisation involved in producing this report, nor any of their successors or assign or any employees, officer or director of any of them shall have any liability with respect to the use or reliance on the report by any person, irrespective of any negligence, omission or default, on the part of the foregoing persons.

Any reproduction or publication of this report, in whole or in part, is strictly forbidden without the written consent of EBAA. Please write to communications@ebaa.org for questions related to the use of this report.

For more information, please contact:

Square de Meeûs 37
BE - 1000 Brussels - Belgium

Phone: +32 2 318 28 00
Fax: +32 2 318 28 01

Follow us



@EUROPEANBUSINESSAVIATIONASSOCIATION



@EBAAORG



EUROPEAN BUSINESS AVIATION ASSOCIATION



@EUROPEAN_BUSINESS_AVIATION

www.ebaa.org

