

BUSINESS AVIATION TRAFFIC TRACKER EUROPE

OCTOBER 2023



EUROPEAN BUSINESS AVIATION ASSOCIATION



DEPARTURES, ARRIVALS, INTERNALS AND OVERFLIGHTS (DAIO) REPORT

TOTAL BUSINESS AVIATION FLIGHTS



Business Aviation (ECAC Area)

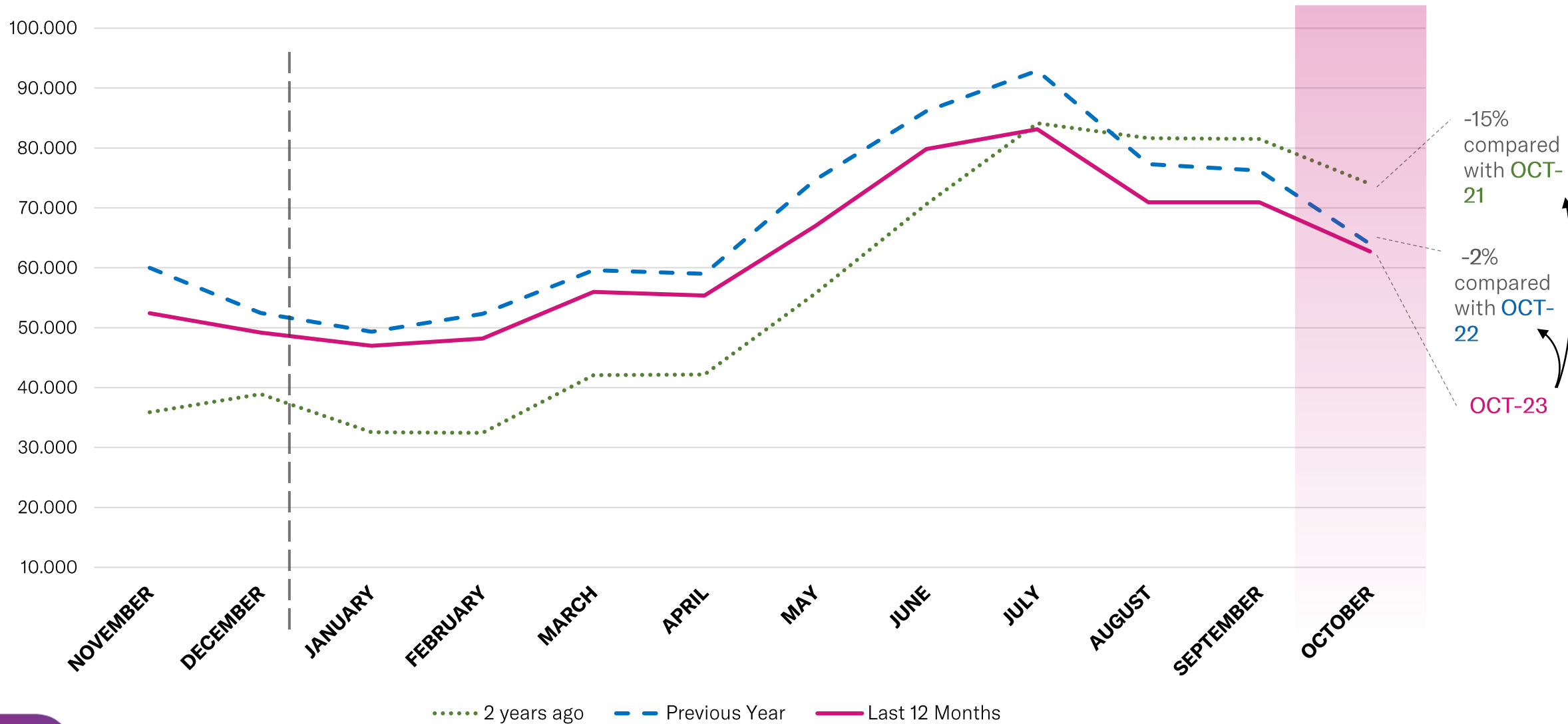
	ARRIVAL			DEPARTURE			INTERNAL			OVERFLIGHT			PREVIOUS YEAR	CURRENT YEAR	GROWTH
	Previous Year	Current Year	Growth	Previous Year	Current Year	Growth	Previous Year	Current Year	Growth	Previous Year	Current Year	Growth			
Nov 2022	4.090	3.233	-21,0%	4.100	3.194	-22,1%	50.937	45.443	-10,8%	881	482	-45,3%	60.008	52.352	-12,8%
Dec 2022	3.897	2.998	-23,1%	4.056	3.116	-23,2%	43.747	42.414	-3,0%	756	610	-19,3%	52.456	49.138	-6,3%
Jan 2023	3.785	3.036	-19,8%	3.548	2.825	-20,4%	41.167	40.633	-1,3%	832	462	-44,5%	49.332	46.956	-4,8%
Feb 2023	3.432	2.641	-23,0%	3.241	2.578	-20,5%	45.034	42.543	-5,5%	607	379	-37,6%	52.314	48.141	-8,0%
Mar 2023	3.418	3.314	-3,0%	3.408	3.256	-4,5%	52.131	48.909	-6,2%	654	469	-28,3%	59.611	55.948	-6,1%
Apr 2023	3.161	3.224	2,0%	3.046	3.069	0,8%	52.300	48.589	-7,1%	417	422	1,2%	58.924	55.304	-6,1%
May 2023	3.764	3.608	-4,1%	3.566	3.373	-5,4%	66.767	59.614	-10,7%	450	422	-6,2%	74.547	67.017	-10,1%
Jun 2023	4.306	4.265	-1,0%	4.022	3.921	-2,5%	77.277	71.129	-8,0%	352	332	-5,7%	85.957	79.647	-7,3%
Jul 2023	4.265	3.760	-11,8%	4.291	3.889	-9,4%	83.853	75.177	-10,3%	291	324	11,3%	92.700	83.150	-10,3%
Aug 2023	3.692	3.483	-5,7%	3.741	3.510	-6,2%	69.432	63.694	-8,3%	269	253	-5,9%	77.134	70.940	-8,0%
Sep 2023	4.028	3.465	-14,0%	3.928	3.416	-13,0%	67.741	63.684	-6,0%	385	369	-4,2%	76.082	70.934	-6,8%
Oct 2023	3.648	3.472	-4,8%	3.807	3.563	-6,4%	55.860	55.307	-1,0%	503	407	-19,1%	63.818	62.749	-1,7%
Grand Total	45.486	40.499	-11,0%	44.754	39.710	-11,3%	706.246	657.136	-7,0%	6.397	4.931	-22,9%	802.883	742.276	-7,5%

DEPARTURES, ARRIVALS, INTERNALS AND OVERFLIGHTS (DAIO) REPORT

TOTAL BUSINESS AVIATION FLIGHTS



EBAA TRAFFIC TRACKER - OCTOBER 2023



-15% compared with OCT-21

-2% compared with OCT-22

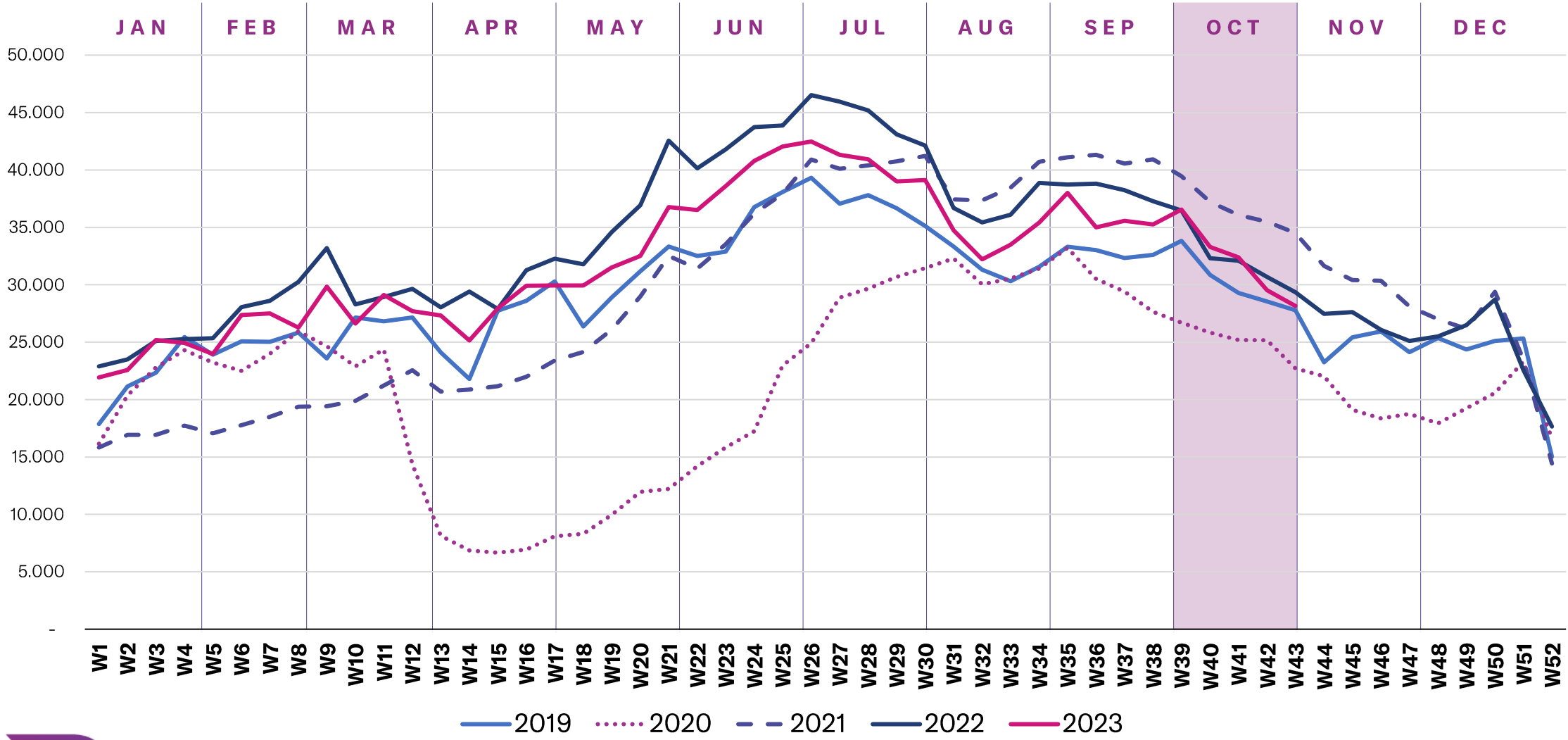
OCT-23

WEEK BY WEEK DETAILS IN EUROPE

BUSINESS AVIATION WEEKLY MOVEMENTS (DEPARTURES + ARRIVALS)



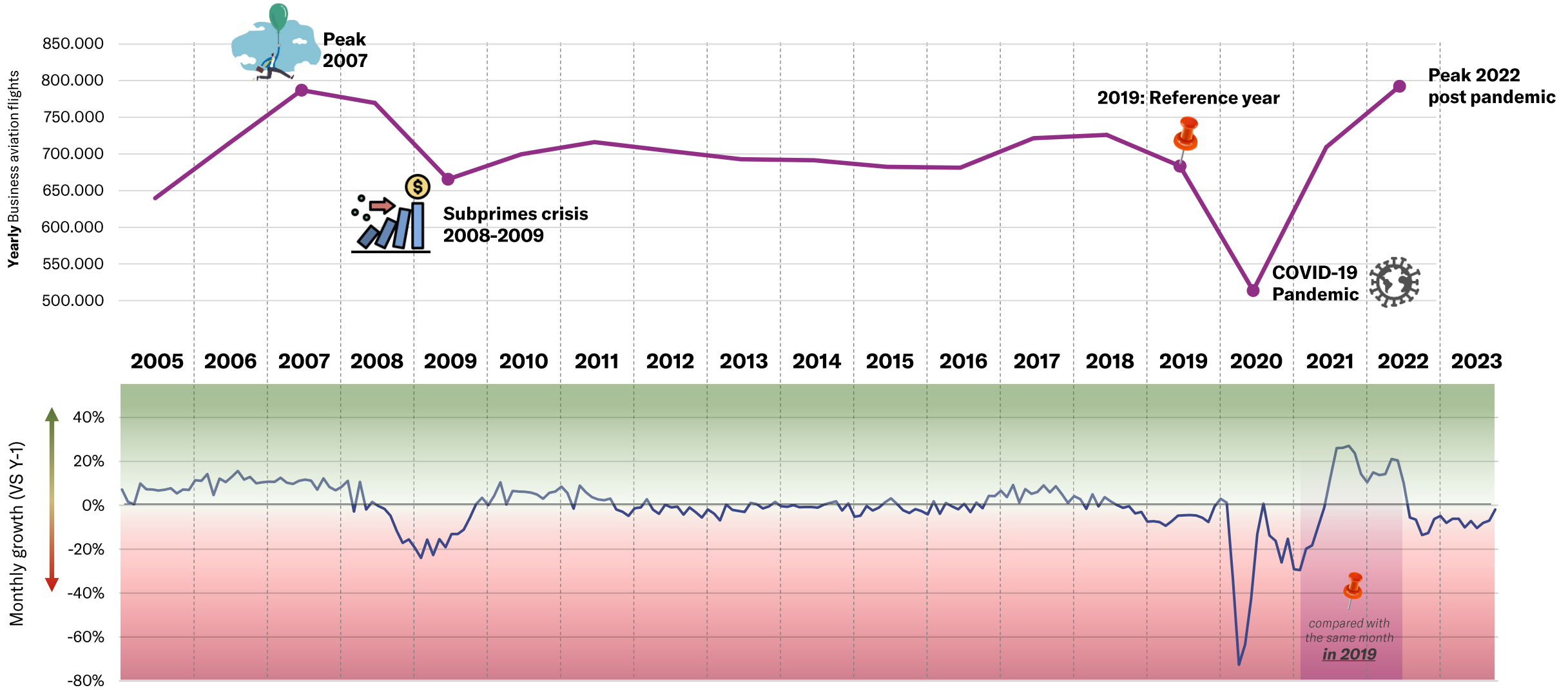
EBAA TRAFFIC TRACKER - OCTOBER 2023



BUSINESS AVIATION IN EUROPE : 2005 – NOW

MONTHLY ACTIVITY AND GROWTH

EBAA TRAFFIC TRACKER - OCTOBER 2023



EUROPEAN STATES – STATE OF PLAY

« YEAR-TO-DATE » details in Europe (flights from january onwards)



STATE OF PLAY - YTD (from january onwards)

EBA A TRAFFIC TRACKER - OCTOBER 2023

	MONTH CURRENT YEAR	MONTH GROWTH	YTD CURRENT YEAR	YTD GROWTH
FRANCE	20.749	-1%	222.139	-7%
UNITED KINGDOM	18.751	-2%	178.460	-7%
GERMANY	15.177	-7%	150.922	-8%
ITALY	12.781	4%	136.033	-4%
SPAIN	10.519	7%	100.948	-5%
SWITZERLAND	7.451	-3%	84.040	-8%
TURKEY	4.483	2%	48.479	6%
GREECE	3.284	0%	38.515	-6%
AUSTRIA	3.190	-9%	35.031	-10%
SWEDEN	3.532	11%	35.380	-1%
NORWAY	3.467	4%	33.754	-7%
NETHERLANDS	2.498	-14%	24.746	-14%
BELGIUM	2.380	2%	24.019	-9%
POLAND	1.999	0%	19.363	-5%
PORTUGAL	1.903	-3%	17.803	-4%
CZECH REPUBLIC	1.962	-5%	17.750	-4%
CROATIA	1.011	-10%	14.205	-4%
IRELAND	1.459	-6%	14.744	-3%
DENMARK	1.352	7%	12.556	-11%
FINLAND	982	15%	11.425	2%
ROMANIA	1.096	-5%	10.362	-13%
HUNGARY	947	12%	8.879	-7%
SERBIA	707	-4%	7.179	-9%
SLOVAKIA	641	-3%	7.043	6%
CYPRUS	857	-3%	6.770	-2%
LUXEMBOURG	709	4%	6.157	-7%
BULGARIA	537	19%	5.225	8%
MALTA	471	0%	4.279	-5%
MONTENEGRO	190	-19%	3.426	-3%
ICELAND	327	11%	3.168	-2%
SLOVENIA	355	6%	3.135	-6%
LITHUANIA	292	14%	2.407	-22%
LATVIA	201	11%	2.043	-15%
ESTONIA	201	-2%	2.044	-13%
BOSNIA AND HERZEGOVINA	145	3%	1.266	-8%
ALBANIA	145	25%	1.230	-8%
MOLDOVA	121	27%	1.015	55%
MACEDONIA	85	-20%	771	-18%
UKRAINE	-	-	-	-100%

















This report is made possible thanks to EUROCONTROL and WINGX ADVANCE - www.ebaa.org

TOP 10 ACTIVE AIRPORTS – OCTOBER 2023

AVERAGE DAILY BUSINESS AVIATION DEPARTURES

































EBAA TRAFFIC TRACKER - OCTOBER 2023

RANK	ICAO CODE	NAME	MONTH CURRENT YEAR	MONTH GROWTH	YTD CURRENT YEAR	YTD GROWTH
1	LFPB	 Paris Le Bourget	84,0	-0,9%	75,3	-9,1%
2 	EGLF	 Farnborough	42,5	10,8%	40,3	-4,0%
3	LSGG	 Geneva	41,5	-0,2%	44,7	-6,5%
4 	LFMN	 Nice	41,1	-2,9%	52,7	-7,3%
5 	EGGW	 London Luton	37,0	-4,6%	35,0	-9,9%
6 	LIML	 Milan Linate	35,7	10,6%	35,3	3,7%
7 	LSZH	 Zurich	32,7	-4,2%	34,8	-8,3%
8	EGKB	 London Biggin Hill	28,4	-2,5%	29,7	-12,8%
9	LEPA	 Palma de Mallorca	28,2	0,9%	25,3	-12,0%
10 	LIRA	 Rome Ciampino	23,6	15,8%	20,5	1,9%

TOP 30 AIRPORTS – STATE OF PLAY

« YEAR-TO-DATE » details in Europe (flights from january onwards)

STATE OF PLAY - YTD (from january onwards)

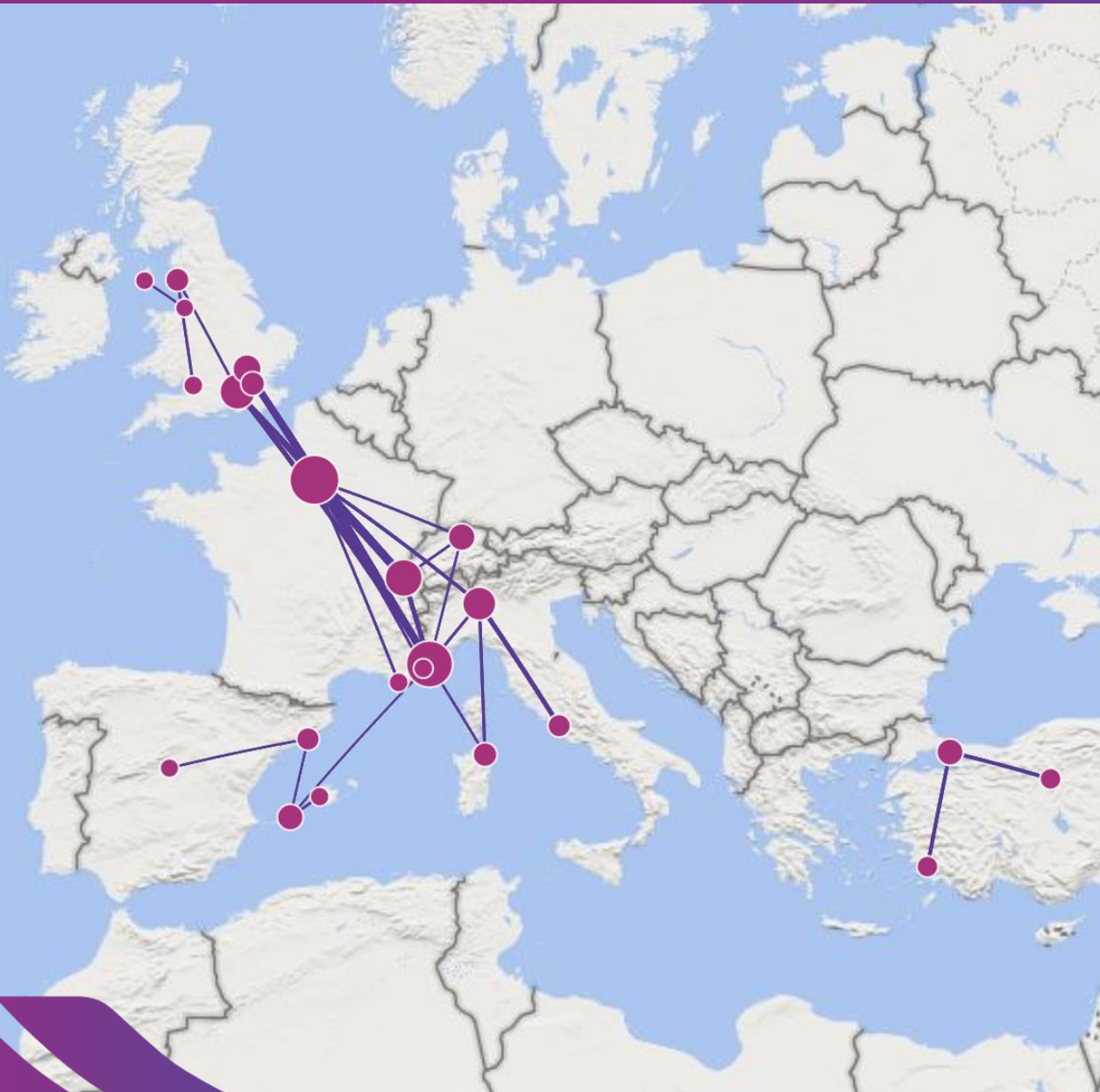
 PARIS LE BOURGET	5.469	1%	47.986	-8%
 NICE CÔTE D'AZUR	2.647	-1%	33.693	-6%
 GENEVA INTERNATIONAL	2.777	2%	29.194	-6%
 FARNBOROUGH	2.788	11%	25.677	-4%
 LONDON LUTON	2.453	-4%	22.677	-9%
 MILANO LINATE	2.315	13%	22.350	5%
 ZURICH	2.114	-6%	22.171	-8%
 LONDON BIGGIN HILL	1.827	-5%	18.764	-13%
 PALMA DE MALLORCA	1.784	2%	15.826	-11%
 ROMA CIAMPINO	1.726	17%	14.654	0%
 IBIZA	987	-2%	13.750	-11%
 ISTANBUL ATATÜRK	1.253	-14%	13.243	-5%
 ATHENS INTERNATIONAL	1.144	2%	12.778	-6%
 AMSTERDAM SCHIPHOL	1.240	-17%	12.589	-11%
 MADRID BARAJAS	1.469	11%	12.451	-4%
 MALAGA COSTA DEL SOL	1.263	-1%	12.143	-9%
 CANNES MANDELIEU	827	-10%	11.999	-11%
 OLBIA COSTA SMERALDA	436	29%	11.662	-2%
 BERLIN SCHÖNEFELD	1.183	-13%	11.588	-16%
 PRAGUE VACLAV HAVEL	1.246	-8%	11.588	-4%
 WIEN SCHWECHAT	1.199	-11%	11.572	-10%
 MÜNCHEN	1.261	-19%	11.519	-14%
 BARCELONA	1.119	7%	10.519	-5%
 LONDON STANSTED	890	-4%	9.459	-6%
 HAMBURG	885	-14%	8.609	-14%
 STUTTGART	819	-7%	8.087	-5%
 SALZBURG W. A. MOZART	620	-5%	7.801	-11%
 KÖLN BONN	789	2%	7.443	-13%
 NAPOLI CAPODICHINO	321	-36%	7.279	-9%
 BORDEAUX MERIGNAC INTERNATIONAL	805	-8%	7.233	-9%

TOP 30 BUSINESS AVIATION ROUTES – STATE OF PLAY

« YEAR-TO-DATE » details in Europe (flights from january onwards)



EBAA TRAFFIC TRACKER - OCTOBER 2023



AIRPORT 1		AIRPORT 2		YTD CURRENT YEAR	YTD GROWTH(*)
🇫🇷 LFPB	Paris Le Bourget	🇨🇭 LSGG	Geneva International	2.800	-6%
🇫🇷 LFMN	Nice Côte d'Azur	🇫🇷 LFPB	Paris Le Bourget	2.340	-7%
🇮🇹 LIML	Milano Linate	🇮🇹 LIRA	Roma Ciampino	1.528	9%
🇫🇷 LFMN	Nice Côte d'Azur	🇬🇧 EGLF	Farnborough	1.515	-7%
🇫🇷 LFMN	Nice Côte d'Azur	🇨🇭 LSGG	Geneva International	1.441	-6%
🇫🇷 LFPB	Paris Le Bourget	🇬🇧 EGLF	Farnborough	1.356	-4%
🇹🇷 LTBA	Istanbul Atatürk	🇹🇷 LTAC	Ankara Esenboğa	1.183	6%
🇫🇷 LFPB	Paris Le Bourget	🇮🇹 LIML	Milano Linate	1.151	8%
🇫🇷 LFPB	Paris Le Bourget	🇬🇧 EGGW	London Luton	1.126	-14%
🇹🇷 LTBA	Istanbul Atatürk	🇹🇷 LTFE	Mugla Milas Bodrum	1.118	2%
🇬🇧 EGGW	London Luton	🇫🇷 LFMN	Nice Côte d'Azur	1.080	-14%
🇬🇧 EGKB	London Biggin Hill	🇫🇷 LFPB	Paris Le Bourget	964	-14%
🇬🇧 EGLF	Farnborough	🇨🇭 LSGG	Geneva International	962	-14%
🇮🇹 LIML	Milano Linate	🇮🇹 LIEO	Olbia Costa Smeralda	910	2%
🇫🇷 LFMN	Nice Côte d'Azur	🇮🇹 LIML	Milano Linate	907	3%
🇫🇷 LFPB	Paris Le Bourget	🇨🇭 LSZH	Zurich	877	-8%
🇬🇧 EGGD	Bristol	🇬🇧 EGNL	Walney Island	856	18%
🇫🇷 LFPB	Paris Le Bourget	🇫🇷 LFTH	Toulon/Hyeres	852	15%
🇨🇭 LSZH	Zurich	🇨🇭 LSGG	Geneva International	846	-1%
🇫🇷 LFPB	Paris Le Bourget	🇫🇷 LFMN	Nice Côte d'Azur	843	-20%
🇪🇸 LEIB	Ibiza	🇪🇸 LEPA	Palma de Mallorca	798	-33%
🇪🇸 LEBL	Barcelona	🇪🇸 LEMD	Madrid Barajas	788	-9%
🇫🇷 LFMN	Nice Côte d'Azur	🇬🇧 EGKB	London Biggin Hill	788	-12%
🇬🇧 EGNL	Walney Island	🇬🇧 EGLF	Farnborough	784	7%
🇪🇸 LSZH	Zurich	🇪🇸 LFMN	Nice Côte d'Azur	761	-7%
🇬🇧 EGLF	Farnborough	🇬🇧 EGGW	London Luton	735	5%
🇬🇧 EGGP	Liverpool International	🇬🇧 EGNS	Ronaldsway	728	3%
🇫🇷 LFMN	Nice Côte d'Azur	🇮🇹 LIEO	Olbia Costa Smeralda	726	19%
🇫🇷 LFBF	Bordeaux Merignac	🇫🇷 LFPB	Paris Le Bourget	715	-9%
🇪🇸 LEIB	Ibiza	🇪🇸 LEBL	Barcelona	698	-10%

TOP 10 FLOWS– OCTOBER 2023

AVERAGE DAILY BUSINESS AVIATION FLIGHTS



ORIGIN	DESTINATION	MONTH CURRENT YEAR	MONTH GROWTH	YTD CURRENT YEAR	YTD GROWTH
France	France	130,3	2,9%	135,7	-12,1%
UK-Continental	UK-Continental	116,9	-5,5%	114,8	-6,6%
Germany	Germany	105,1	-12,7%	111,6	-8,3%
Italy	Italy	61,2	6,8%	69,4	-0,9%
Spain-Continental	Spain-Continental	53,8	16,7%	52,6	-4,0%
Norway-Continental	Norway-Continental	45,0	4,7%	43,3	-6,2%
Sweden	Sweden	36,8	22,1%	36,8	2,9%
Türkiye	Türkiye	35,8	3,8%	39,6	7,1%
France	UK-Continental	35,5	5,0%	34,8	-8,5%
UK-Continental	France	34,6	4,0%	34,9	-7,7%

TRAFFIC PER STATE – OCTOBER 2023

AVERAGE DAILY BUSINESS AVIATION FLIGHTS – PART 1



EBA A TRAFFIC TRACKER - OCTOBER 2023

STATE	MONTH CURRENT YEAR	MONTH PREVIOUS YEAR	MONTH CHANGE	MONTH GROWTH	YTD CURRENT YEAR	YTD PREVIOUS YEAR	YTD CHANGE	YTD GROWTH
NM Area	2.034,8	2.076,6	-41,8	-2,0%	2.118,7	2.282,3	-163,5	-7,2%
ECAC	2.024,2	2.058,6	-34,5	-1,7%	2.107,8	2.271,1	-163,3	-7,2%
ESRA08	2.008,2	2.044,5	-36,4	-1,8%	2.093,1	2.252,7	-159,6	-7,1%
ESRA02	1.999,0	2.032,6	-33,6	-1,7%	2.082,4	2.239,5	-157,1	-7,0%
SES-RP2	1.954,7	1.990,5	-35,8	-1,8%	2.034,1	2.194,7	-160,5	-7,3%
SES-RP3	1.853,3	1.886,2	-32,9	-1,7%	1.934,8	2.090,3	-155,5	-7,4%
EU27	1.805,0	1.841,0	-36,0	-2,0%	1.886,2	2.039,8	-153,5	-7,5%
FABEC	1.301,5	1.346,5	-45,0	-3,3%	1.356,1	1.485,2	-129,1	-8,7%
France	825,2	836,0	-10,8	-1,3%	860,8	942,6	-81,8	-8,7%
Germany	552,4	590,6	-38,2	-6,5%	566,5	623,6	-57,1	-9,2%
BLUE MED FAB	556,2	554,5	1,6	0,3%	617,0	651,5	-34,5	-5,3%
UK-Ireland FAB	510,0	517,6	-7,6	-1,5%	496,0	537,9	-41,9	-7,8%
UK-Continental	499,6	507,6	-8,0	-1,6%	485,6	528,2	-42,6	-8,1%
Italy	463,2	459,9	3,3	0,7%	512,5	542,2	-29,7	-5,5%
FAB CE	378,7	391,7	-13,1	-3,3%	399,9	425,6	-25,7	-6,0%
Switzerland	357,6	382,5	-24,8	-6,5%	387,4	438,2	-50,8	-11,6%
South West FAB	328,4	325,4	3,0	0,9%	318,9	340,6	-21,7	-6,4%
Spain	320,9	317,3	3,6	1,1%	312,2	334,0	-21,8	-6,5%
Spain-Continental	314,0	309,5	4,5	1,5%	303,6	326,7	-23,1	-7,1%
Austria	243,9	248,3	-4,4	-1,8%	255,4	275,9	-20,4	-7,4%
Belgium/Luxembourg	226,0	227,4	-1,4	-0,6%	224,8	239,4	-14,6	-6,1%
Netherlands	158,2	172,9	-14,7	-8,5%	157,4	176,3	-18,9	-10,7%

TRAFFIC PER STATE – OCTOBER 2023

AVERAGE DAILY BUSINESS AVIATION FLIGHTS – PART 2



EBA A TRAFFIC TRACKER - OCTOBER 2023

STATE	MONTH CURRENT YEAR	MONTH PREVIOUS YEAR	MONTH CHANGE	MONTH GROWTH	YTD CURRENT YEAR	YTD PREVIOUS YEAR	YTD CHANGE	YTD GROWTH
Türkiye	147,4	152,8	-5,4	-3,5%	156,2	155,8	0,4	0,2%
Greece	134,5	133,3	1,2	0,9%	153,8	161,6	-7,8	-4,8%
DK-SE FAB	128,7	121,8	6,9	5,7%	131,3	142,9	-11,6	-8,1%
Croatia	113,5	117,2	-3,6	-3,1%	128,1	131,2	-3,1	-2,4%
Czech Republic	109,9	114,4	-4,5	-3,9%	107,7	115,0	-7,3	-6,4%
Serbia/Montenegro	100,4	107,8	-7,4	-6,9%	107,2	111,5	-4,4	-3,9%
Danube FAB	98,8	103,9	-5,1	-4,9%	96,4	99,5	-3,1	-3,1%
Ireland	93,8	98,1	-4,3	-4,4%	90,3	95,4	-5,1	-5,3%
Hungary	90,7	93,8	-3,0	-3,2%	87,5	94,4	-6,9	-7,3%
NEFAB	95,8	93,0	2,8	3,0%	98,9	115,7	-16,8	-14,5%
Sweden	93,6	86,4	7,2	8,4%	97,1	102,5	-5,4	-5,3%
Bulgaria	77,8	81,5	-3,7	-4,6%	75,8	76,2	-0,4	-0,5%
Slovenia	72,5	74,3	-1,8	-2,4%	71,8	77,8	-6,0	-7,7%
Portugal-Lisbon/SantaMaria	70,5	73,9	-3,5	-4,7%	69,7	73,9	-4,3	-5,8%
Baltic FAB	67,5	72,9	-5,4	-7,3%	70,3	86,9	-16,6	-19,1%
Poland	64,9	71,1	-6,2	-8,7%	67,9	83,1	-15,2	-18,3%
Norway-Continental	69,5	67,5	1,9	2,8%	70,2	76,1	-5,9	-7,8%
Portugal-Continental	61,1	65,4	-4,3	-6,6%	58,5	61,9	-3,4	-5,5%
Denmark	64,9	64,1	0,8	1,2%	65,8	74,2	-8,4	-11,3%
Bosnia and Herzegovina	57,1	62,8	-5,7	-9,1%	60,2	62,9	-2,7	-4,3%
Romania	58,5	60,4	-1,9	-3,2%	56,1	58,6	-2,5	-4,3%
Slovakia	51,4	57,7	-6,3	-10,9%	51,4	57,6	-6,2	-10,8%

TRAFFIC PER STATE – OCTOBER 2023

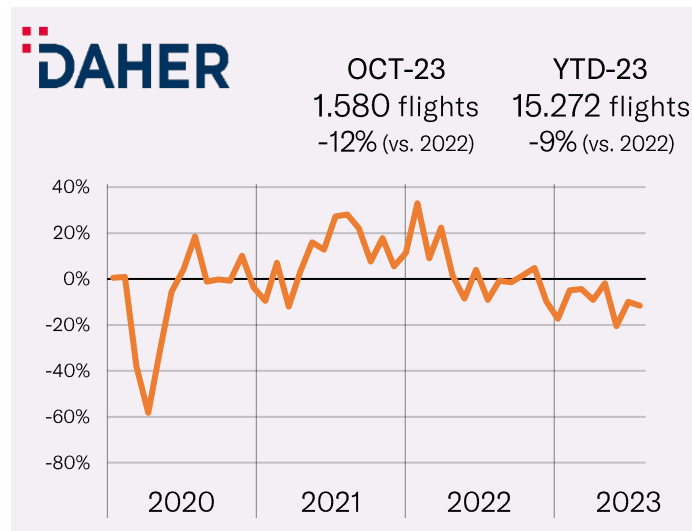
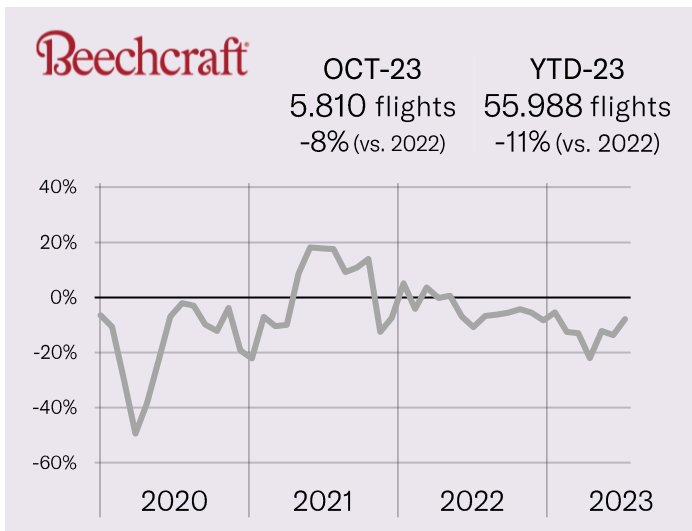
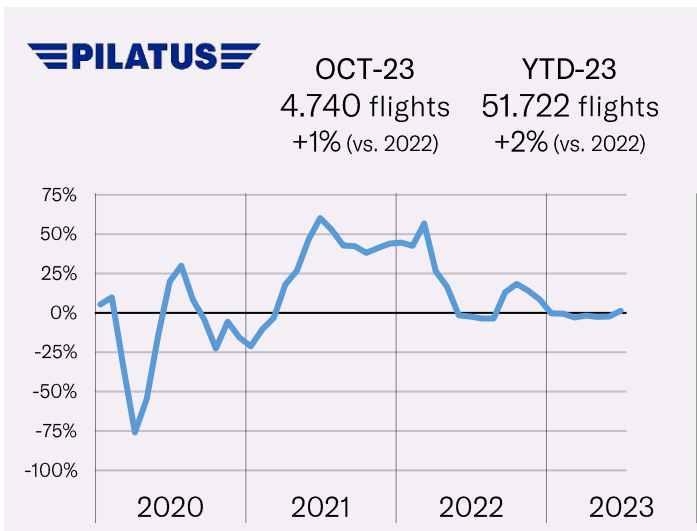
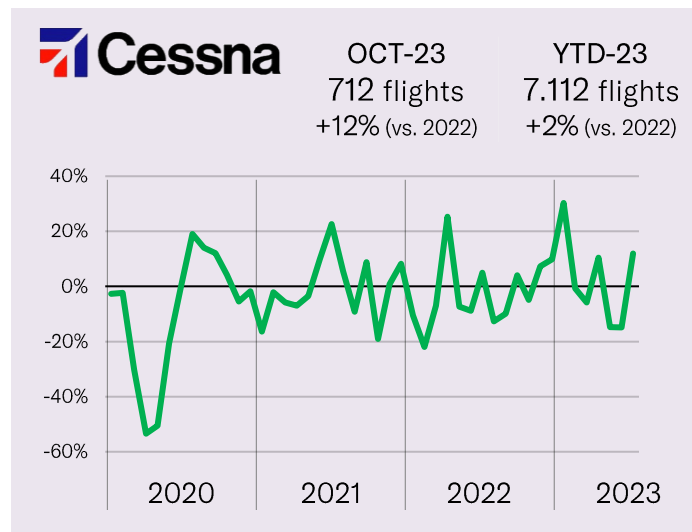
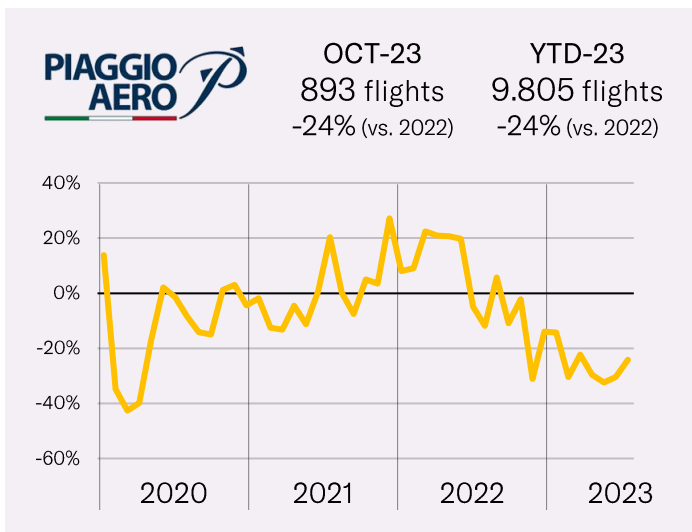
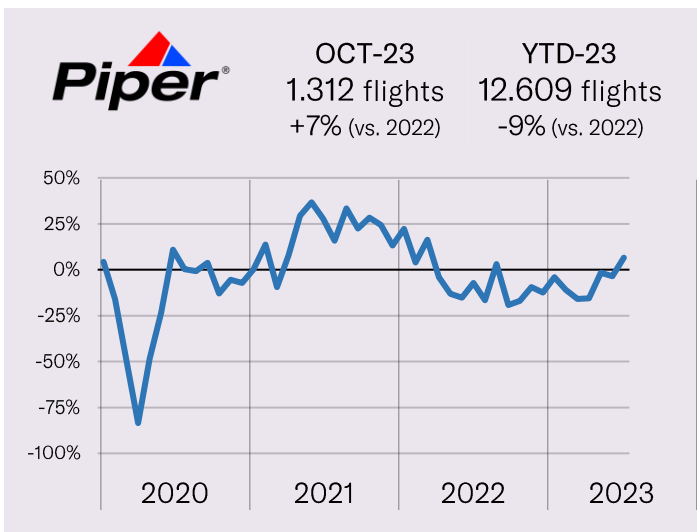
AVERAGE DAILY BUSINESS AVIATION FLIGHTS – PART 3



STATE	MONTH CURRENT YEAR	MONTH PREVIOUS YEAR	MONTH CHANGE	MONTH GROWTH	YTD CURRENT YEAR	YTD PREVIOUS YEAR	YTD CHANGE	YTD GROWTH
Cyprus	51,3	55,0	-3,7	-6,7%	52,3	54,7	-2,4	-4,4%
Morocco	41,7	44,8	-3,1	-6,9%	39,4	38,1	1,4	3,6%
Egypt	42,2	41,9	0,3	0,7%	36,2	36,2	0,0	0,0%
Albania	33,0	33,3	-0,2	-0,7%	38,1	38,3	-0,2	-0,6%
Israel	17,8	28,8	-11,0	-38,2%	24,8	29,4	-4,6	-15,6%
North Macedonia	27,7	27,2	0,5	1,9%	28,7	30,2	-1,5	-5,0%
Azerbaijan	23,7	21,1	2,6	12,4%	21,5	20,3	1,2	5,9%
Iceland	18,8	20,8	-2,0	-9,6%	18,9	20,7	-1,8	-8,5%
Malta	24,5	20,8	3,7	17,9%	20,7	20,4	0,3	1,5%
Finland	19,0	18,5	0,5	3,0%	22,2	23,5	-1,3	-5,7%
Spain-Canaries	16,1	18,3	-2,2	-11,8%	18,4	17,9	0,4	2,5%
Portugal-SantaMaria	15,9	16,7	-0,8	-4,8%	18,0	18,7	-0,7	-3,8%
Georgia	21,4	14,4	6,9	48,1%	18,3	14,0	4,3	30,9%
Latvia	11,3	11,5	-0,2	-1,4%	11,7	21,9	-10,1	-46,3%
Lithuania	12,2	11,5	0,6	5,6%	12,4	21,6	-9,2	-42,8%
Estonia	8,9	10,0	-1,1	-11,0%	10,1	12,6	-2,6	-20,3%
Tunisia	9,4	8,9	0,5	5,1%	8,8	8,1	0,7	9,0%
Armenia	4,5	8,8	-4,3	-48,9%	6,6	9,2	-2,6	-28,7%
Libya	5,2	4,2	1,0	23,7%	4,3	4,2	0,1	3,0%
Moldova	2,7	2,7	0,1	2,4%	2,6	2,9	-0,3	-10,9%
Belarus	0,7	0,5	0,1	23,5%	0,7	4,5	-3,8	-84,0%
Ukraine	0,1	0,0	0,0	100,0%	0,1	7,5	-7,5	-98,9%

TURBOPROPS OEMS – OCTOBER 2023

MONTHLY TRAFFIC & MONTHLY GROWTH

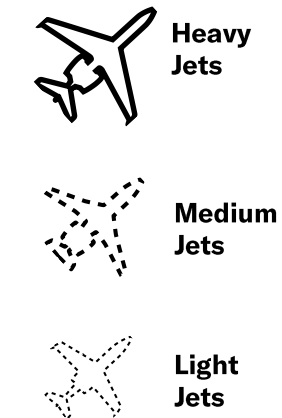
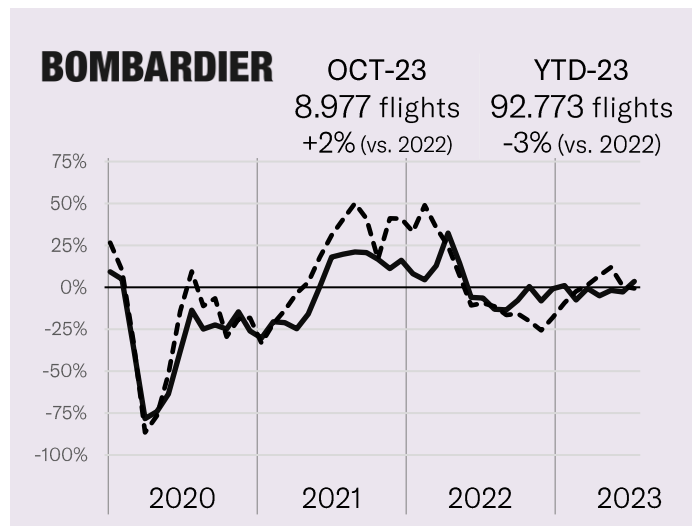
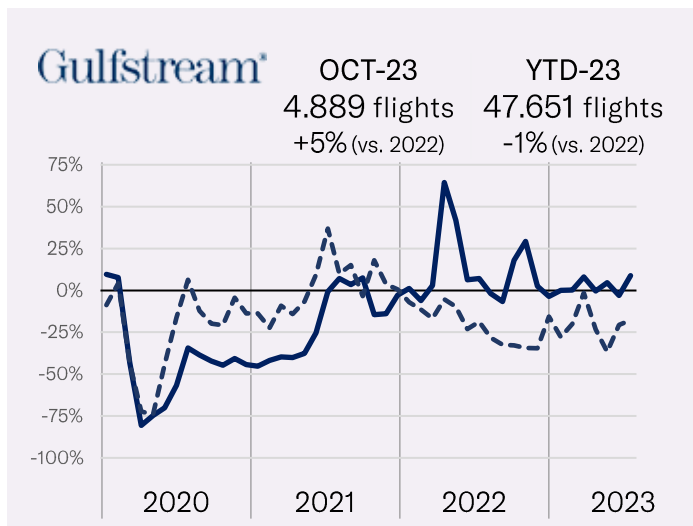
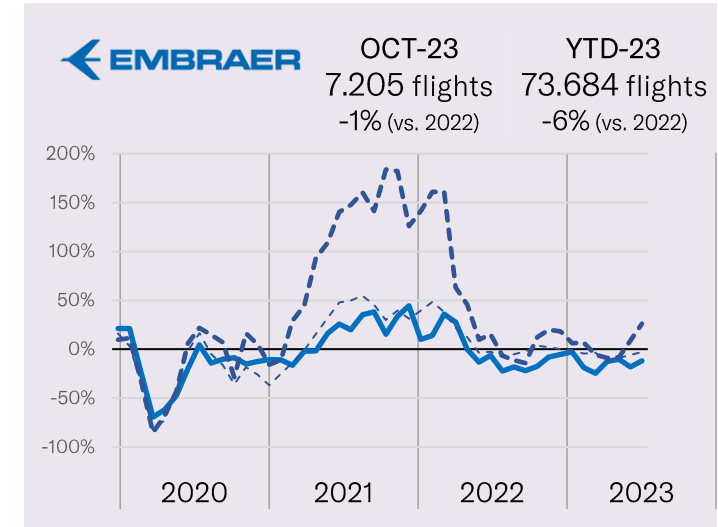
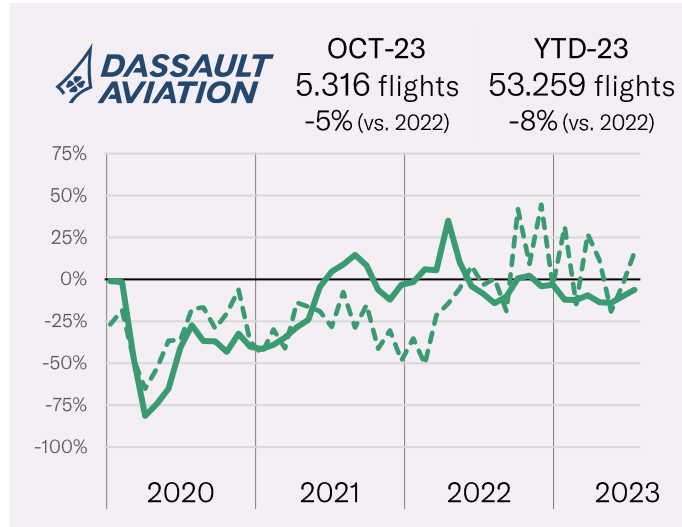
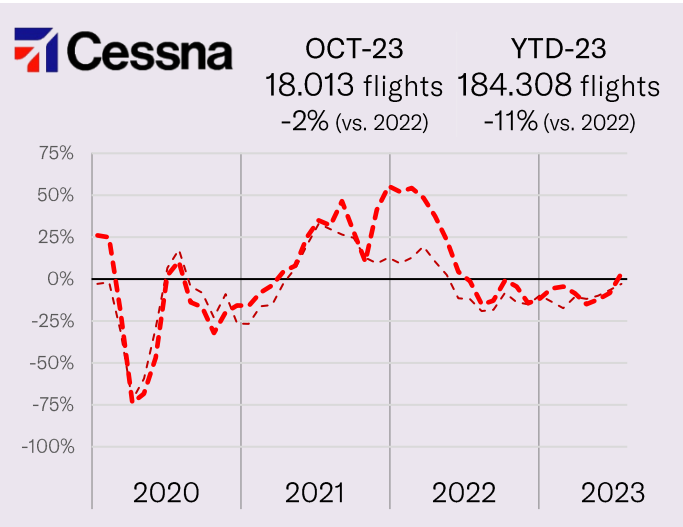


JET OEMS (1/2) – OCTOBER 2023

MONTHLY TRAFFIC & MONTHLY GROWTH

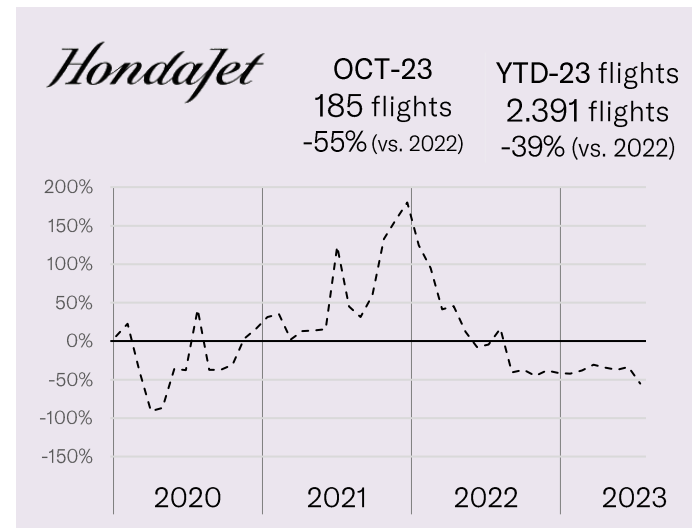
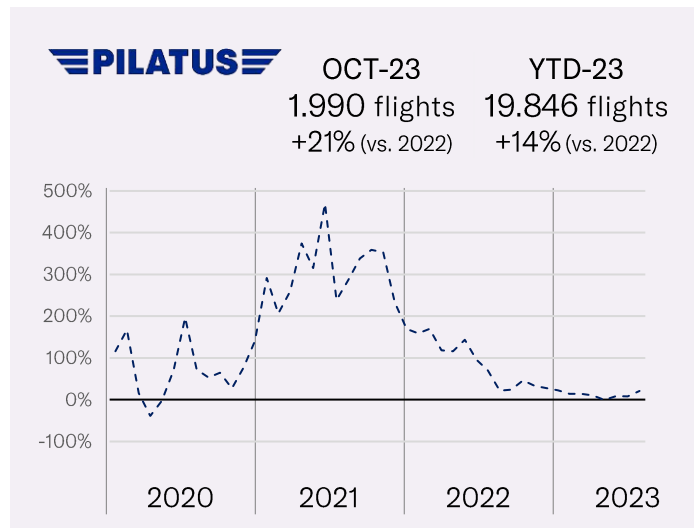
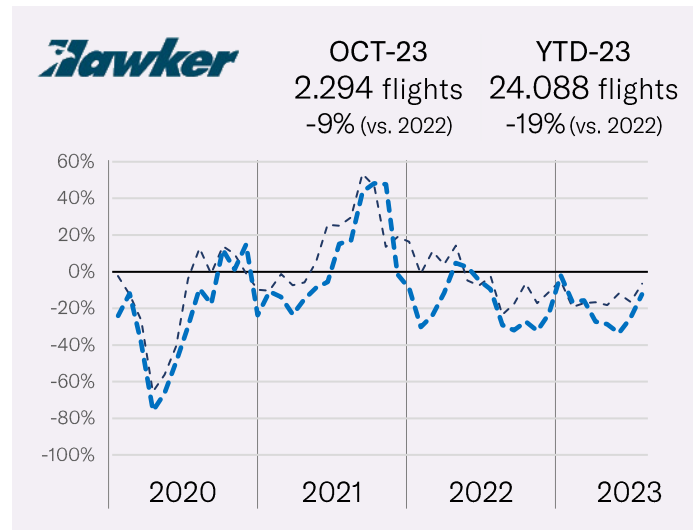
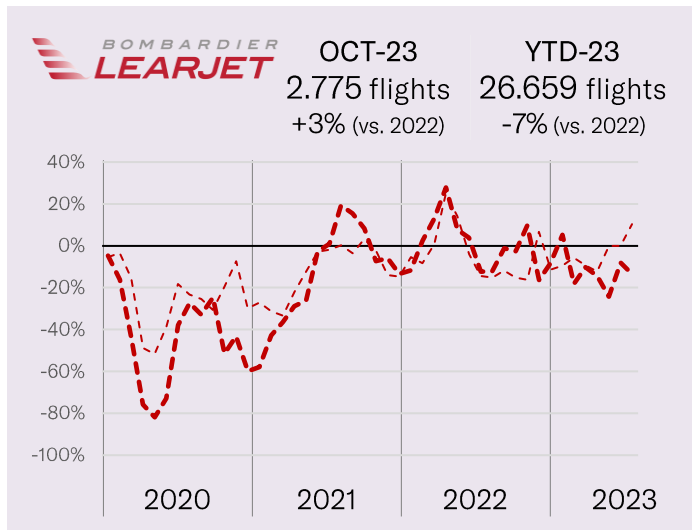


EBAA TRAFFIC TRACKER - OCTOBER 2023



JET OEMS (2/2) – OCTOBER 2023

MONTHLY TRAFFIC & MONTHLY GROWTH



**Heavy
Jets**



**Medium
Jets**

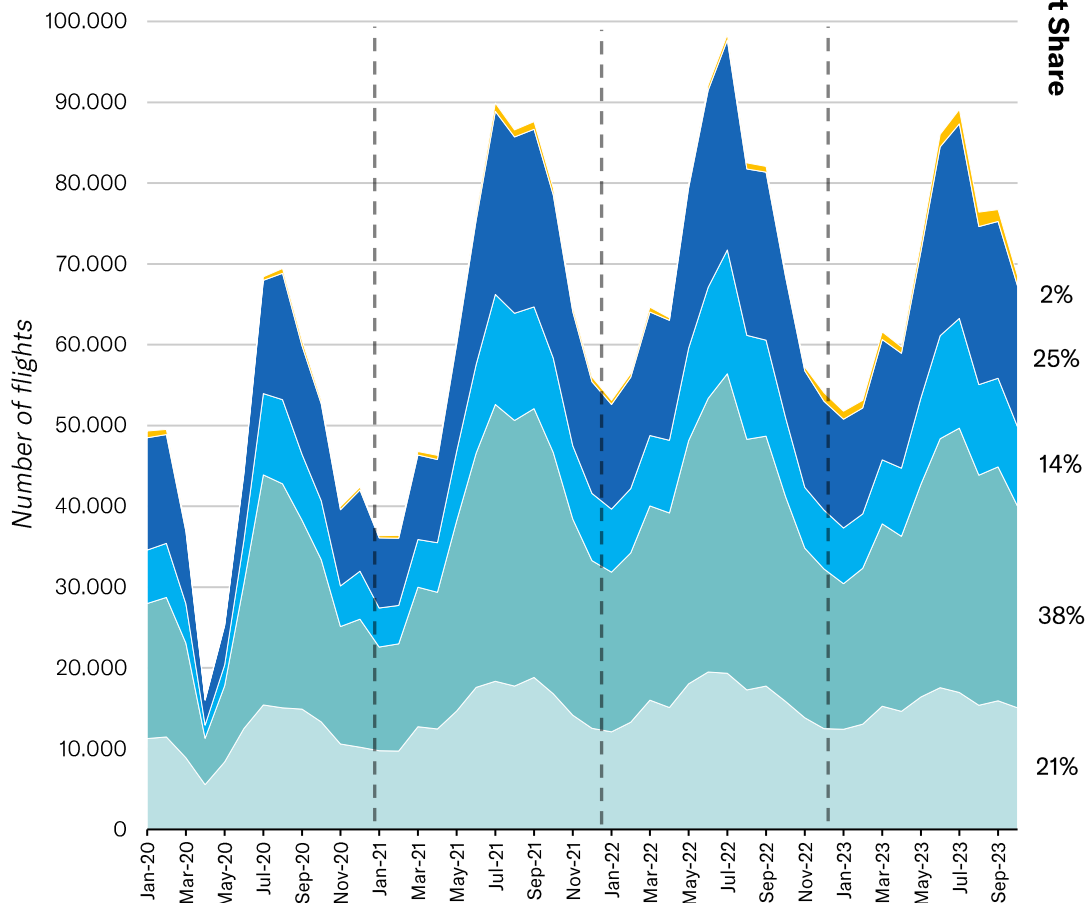


**Light
Jets**

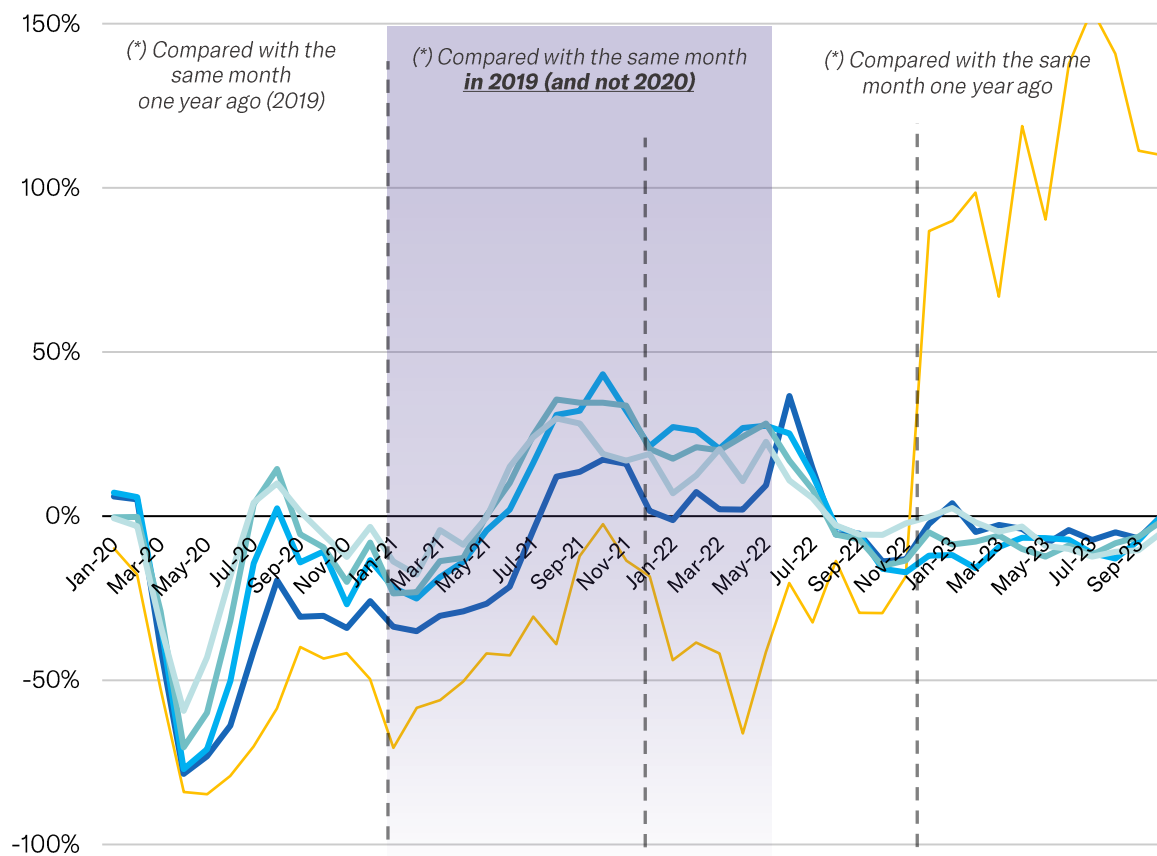
BUSINESS AVIATION AIRPLANES – OCTOBER 2023

MONTHLY TRAFFIC & MONTHLY GROWTH

Activity per aircraft segment



Monthly Growth - compared with */**



(*) Compared with the same month one year ago (2019)

(*) Compared with the same month **in 2019 (and not 2020)**

(*) Compared with the same month one year ago

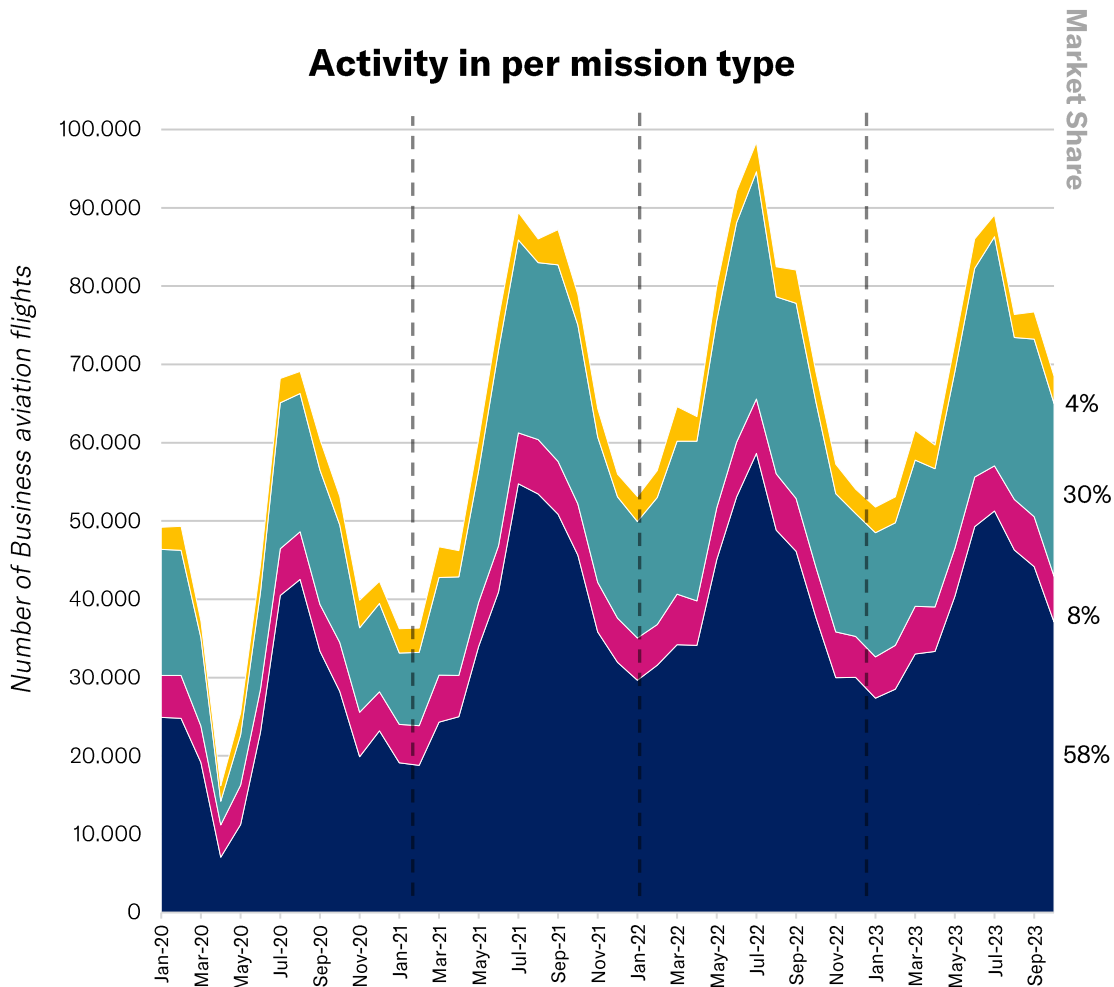
BUSINESS AVIATION MISSIONS – OCTOBER 2023

MONTHLY TRAFFIC & MONTHLY GROWTH

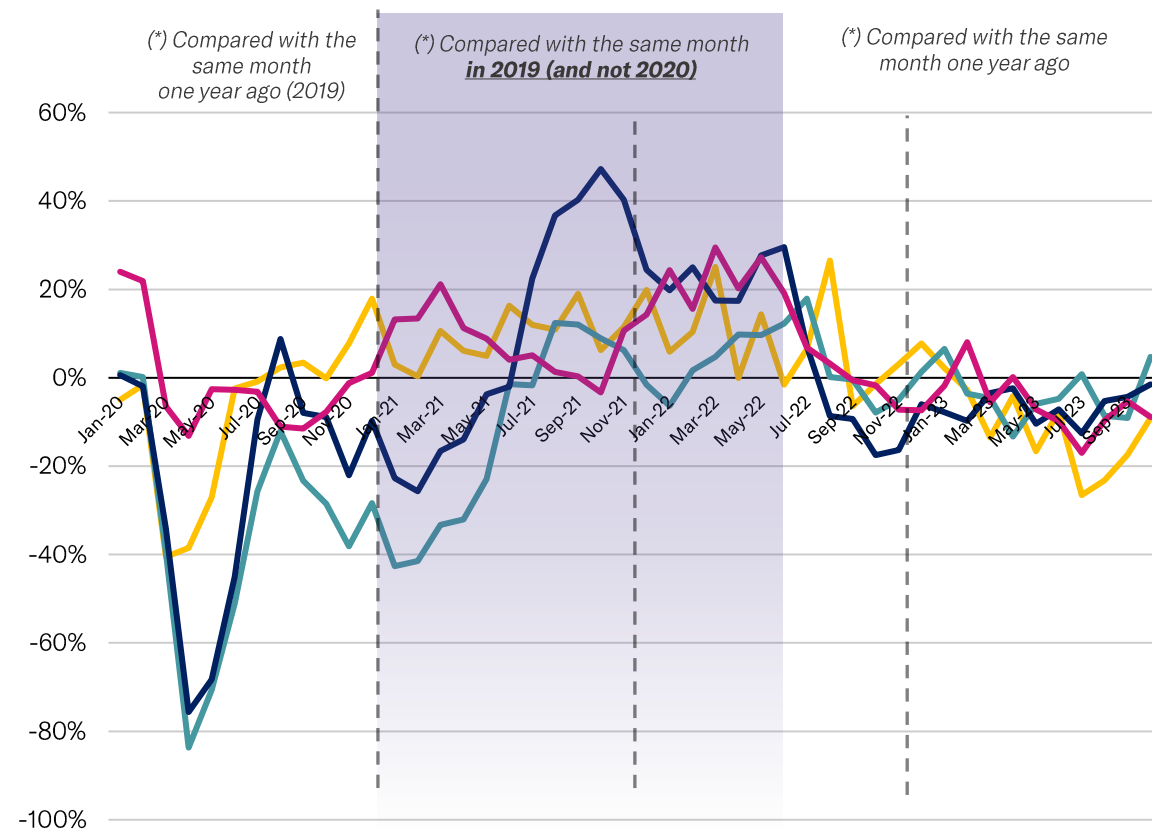


EBAA TRAFFIC TRACKER - OCTOBER 2023

Activity in per mission type



Monthly Growth - compared with */**



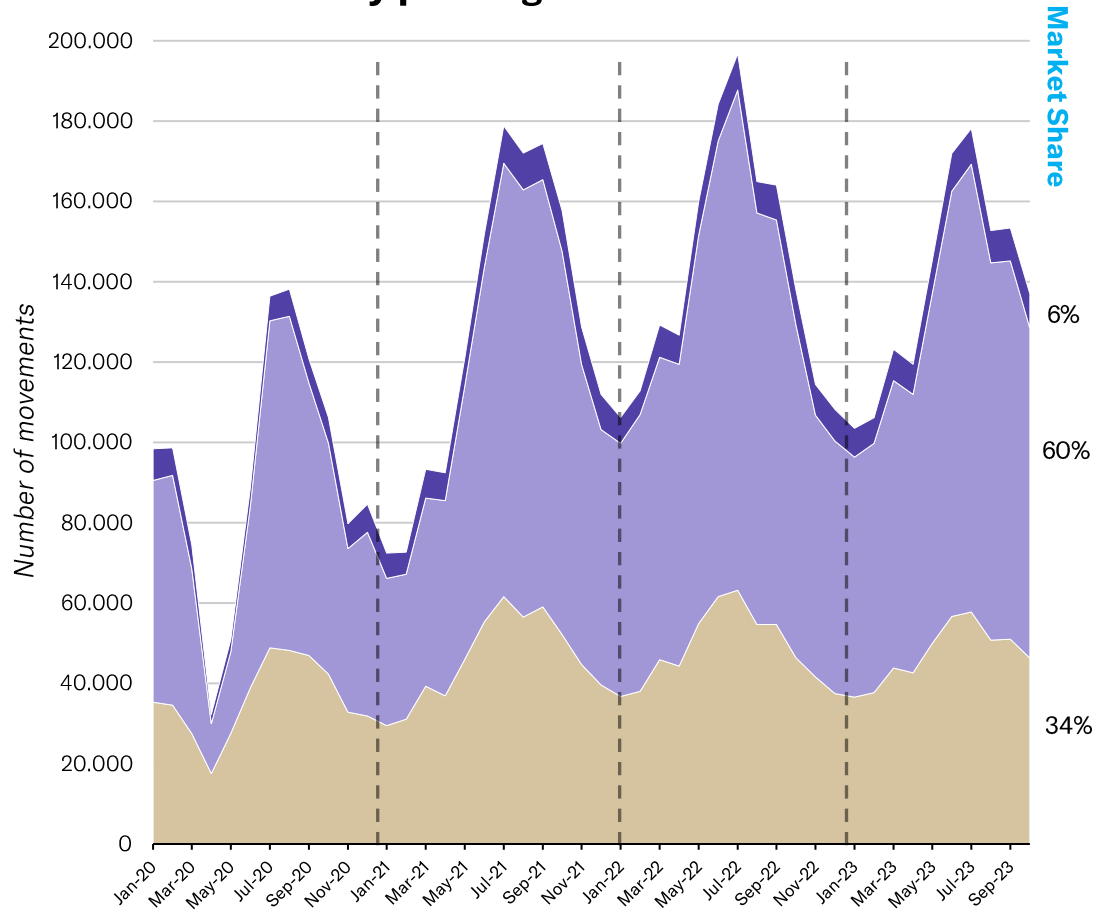
BUSINESS AVIATION ORIGINS & DESTINATIONS – OCTOBER 2023

MONTHLY TRAFFIC & MONTHLY GROWTH

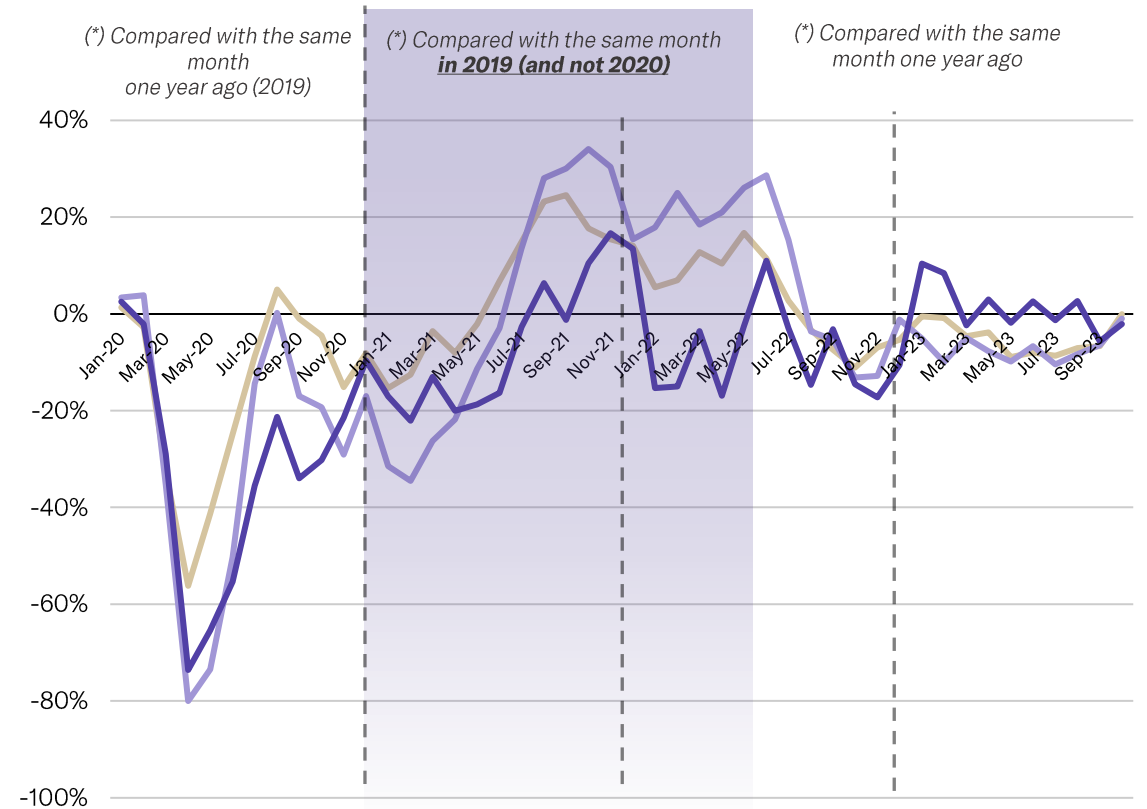


EBAA TRAFFIC TRACKER - OCTOBER 2023

Activity per Origin-Destination



Monthly Growth - compared with */**

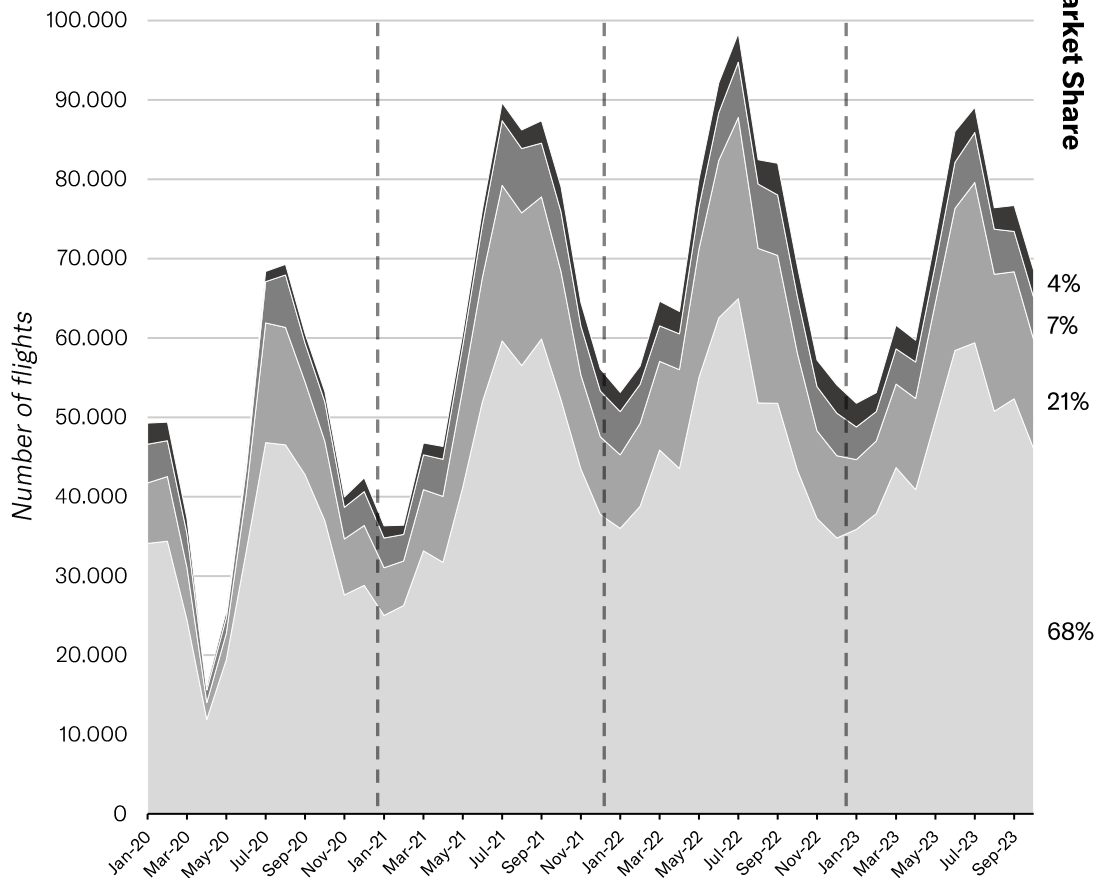


BUSINESS AVIATION FLIGHT SECTOR – OCTOBER 2023

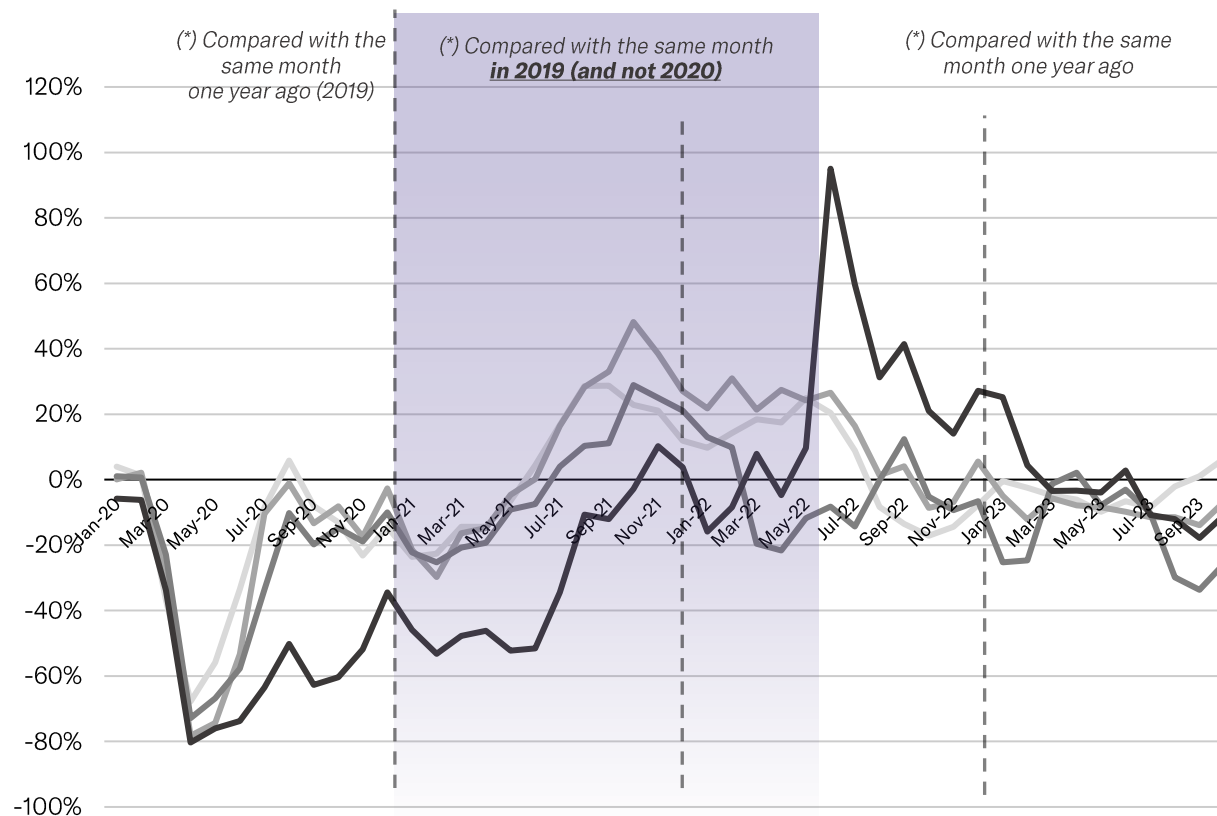
MONTHLY TRAFFIC & MONTHLY GROWTH



Activity per flight sector



Monthly Growth - compared with */**



Short Haul
(below 500nm / 1000km)



Short Haul
(below 1000nm / 2000km)



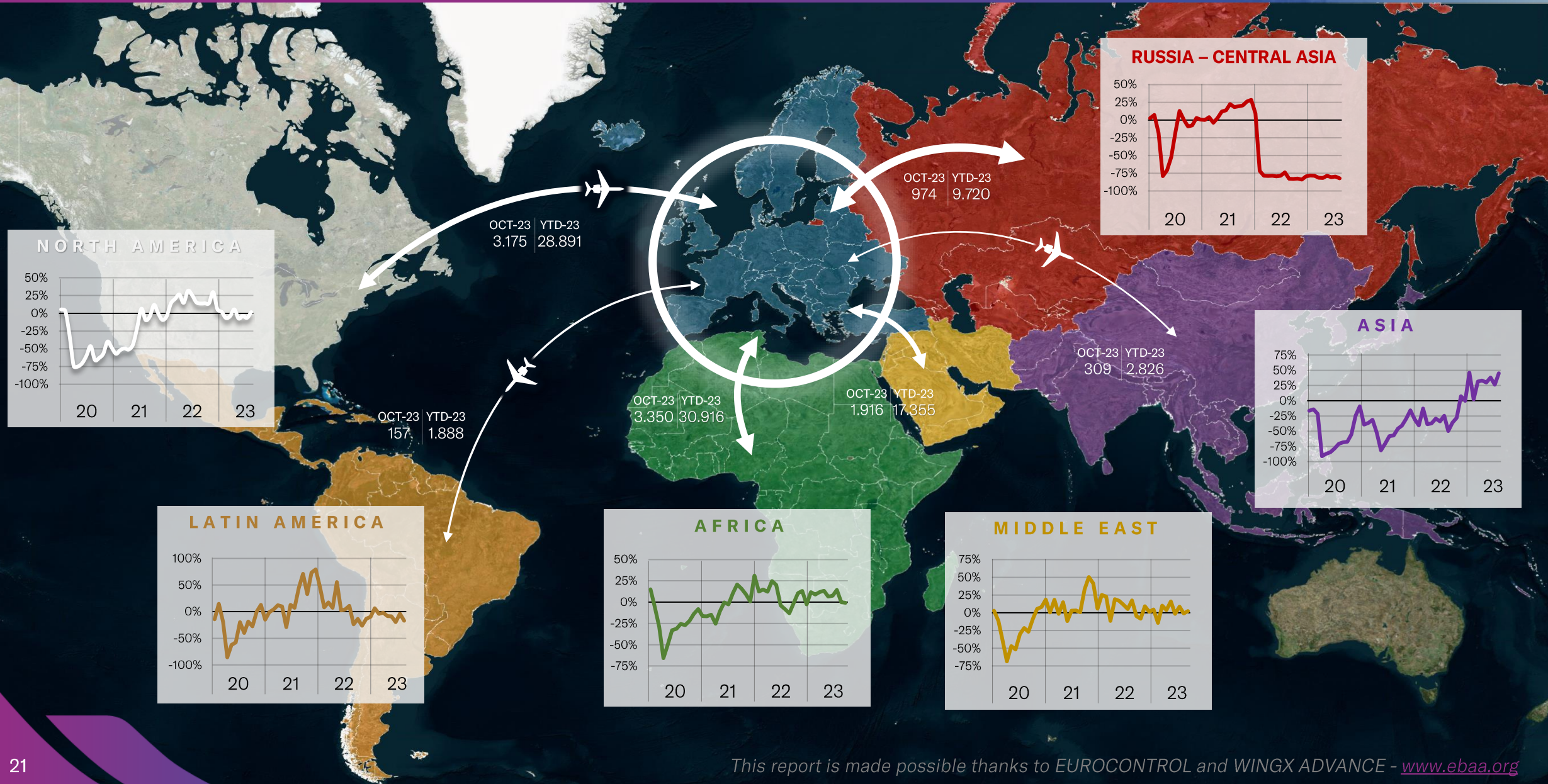
Medium Haul
(below 2500nm / 4700km)



Long Haul
(above 2500nm / 4700km)

EUROPEAN BUSINESS AVIATION INTERCONTINENTAL CONNECTIONS – OCTOBER 2023

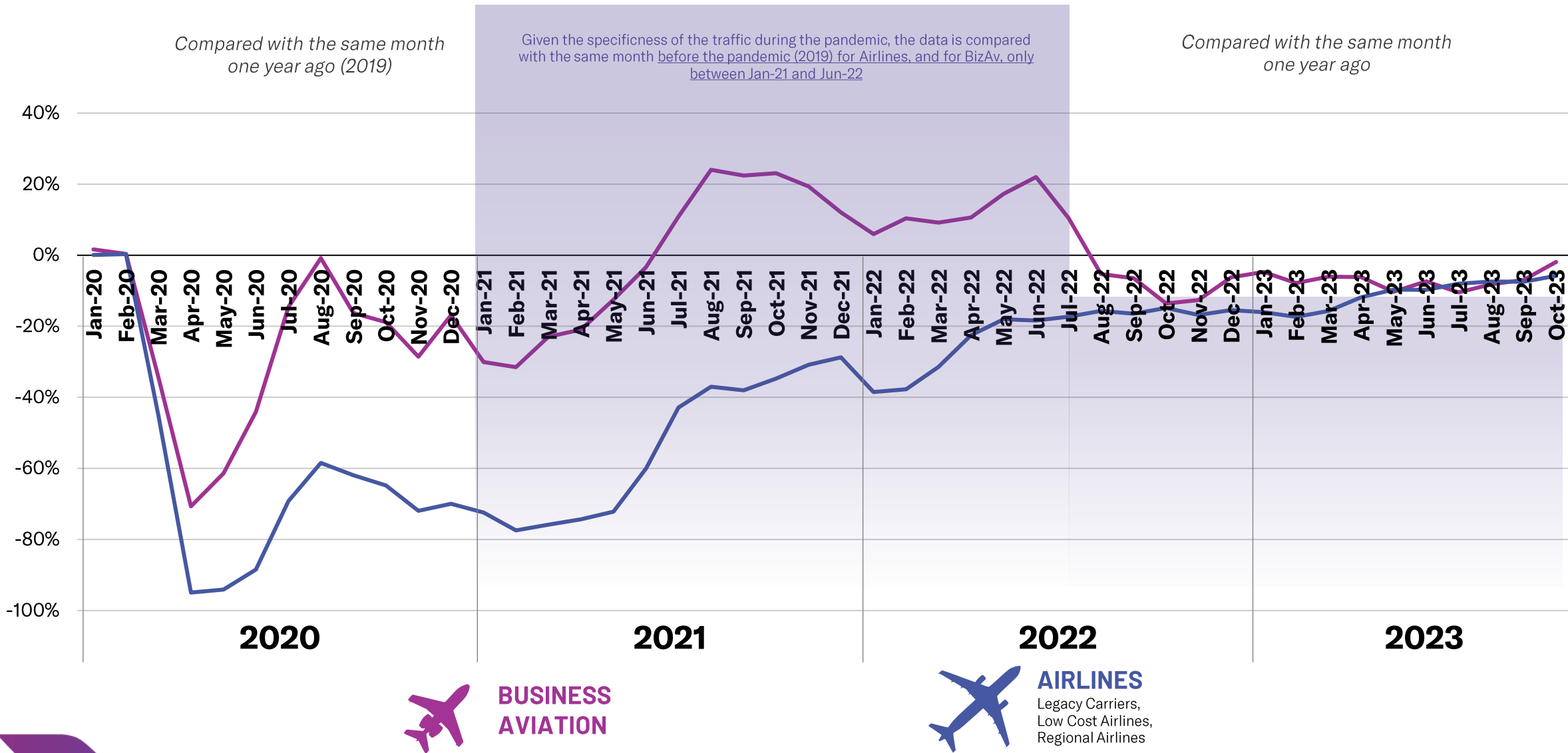
MONTHLY TRAFFIC & MONTHLY GROWTH



BUSINESS AVIATION VS. AIRLINES

MONTHLY TRAFFIC GROWTH

EBAA TRAFFIC TRACKER - OCTOBER 2023

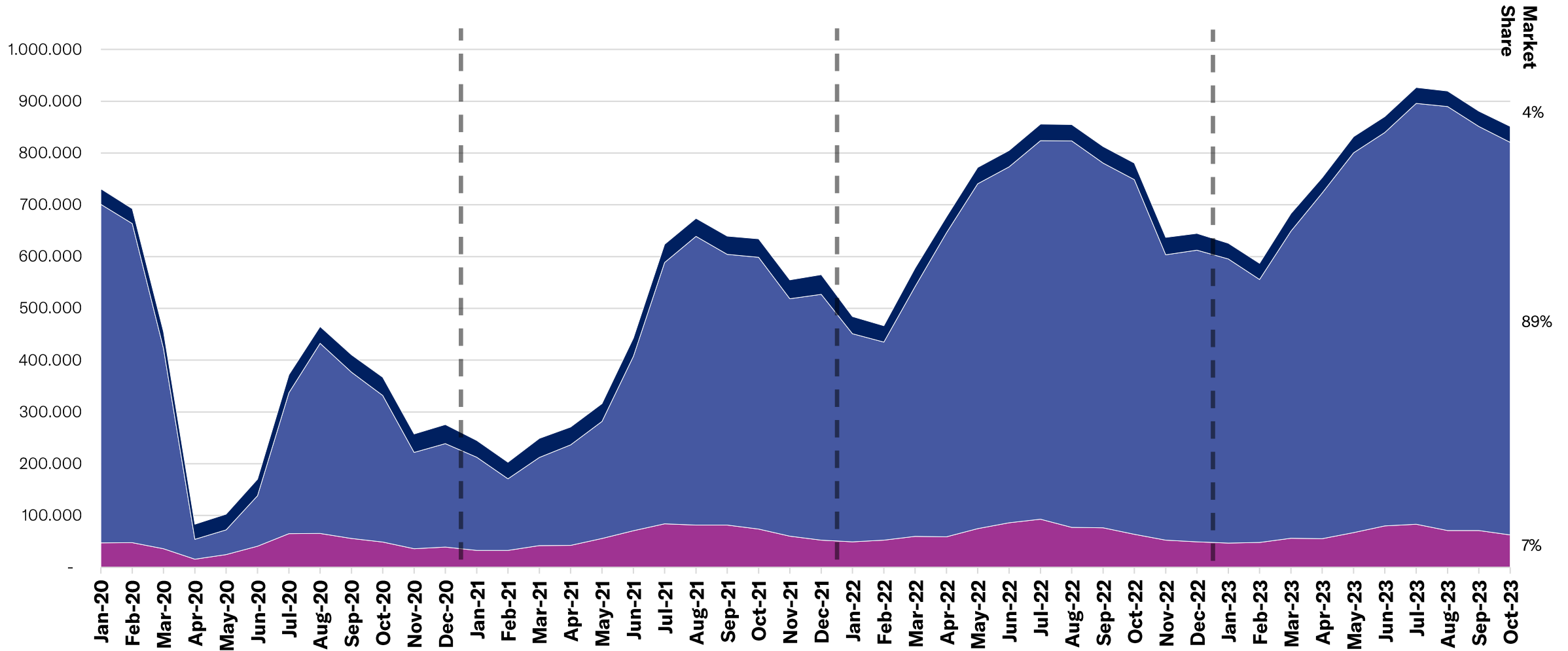


BUSINESS AVIATION VS. AIRLINES & CARGO

MONTHLY TRAFFIC MARKET SHARE



EBA TRAFFIC TRACKER - OCTOBER 2023



BUSINESS AVIATION VS. AIRLINES (EUROPE)

MONTHLY CONNECTIVITY COMPARISON – OCTOBER 2023



Airports connected

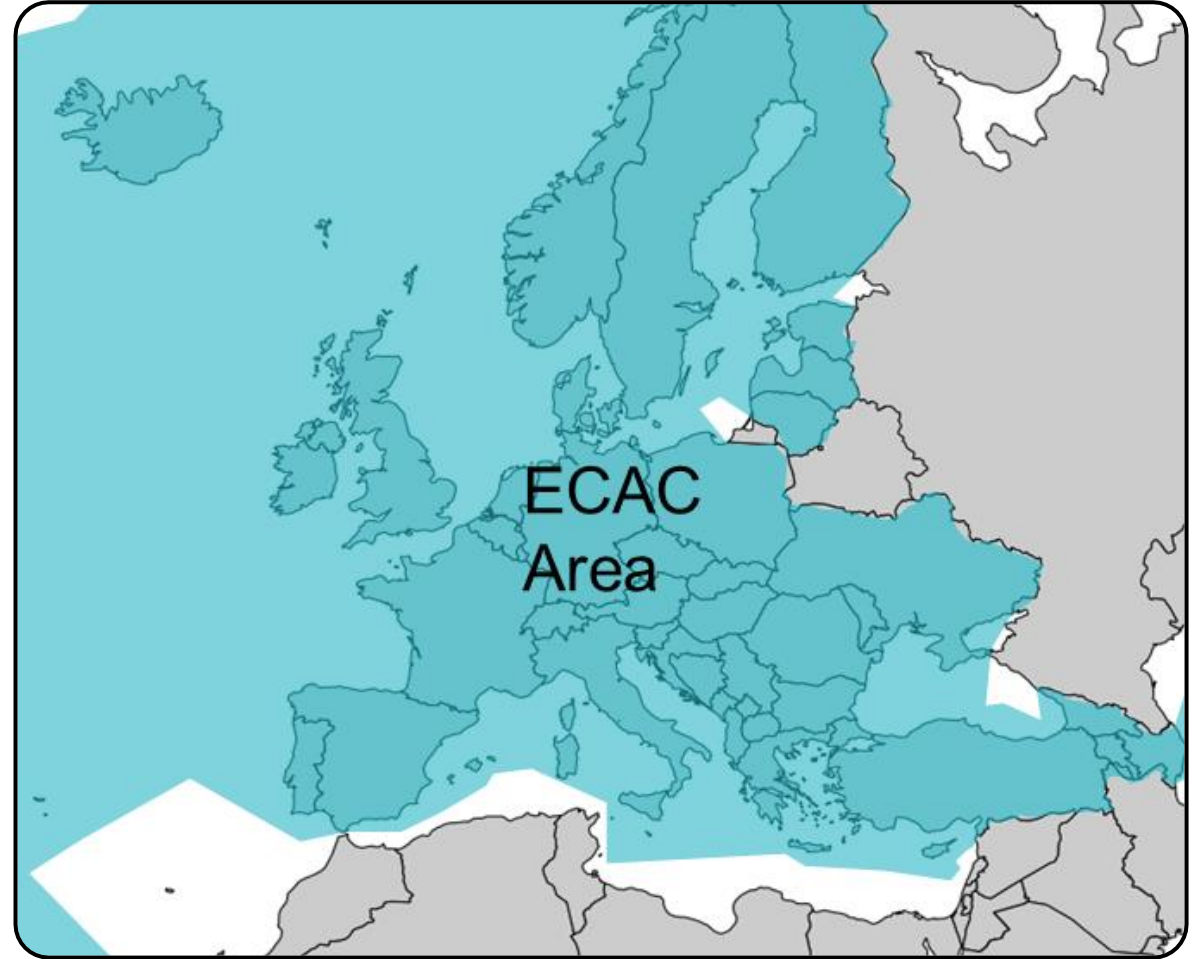
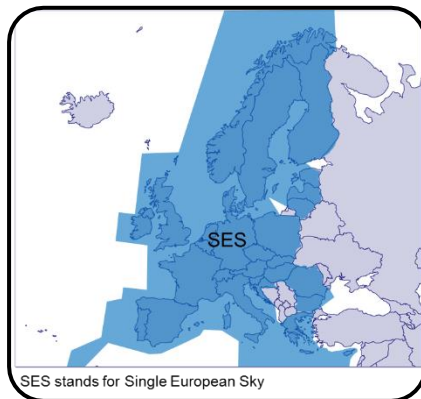
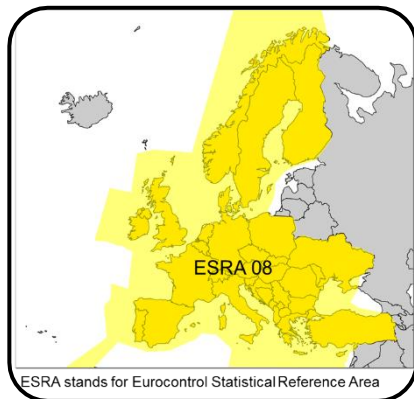
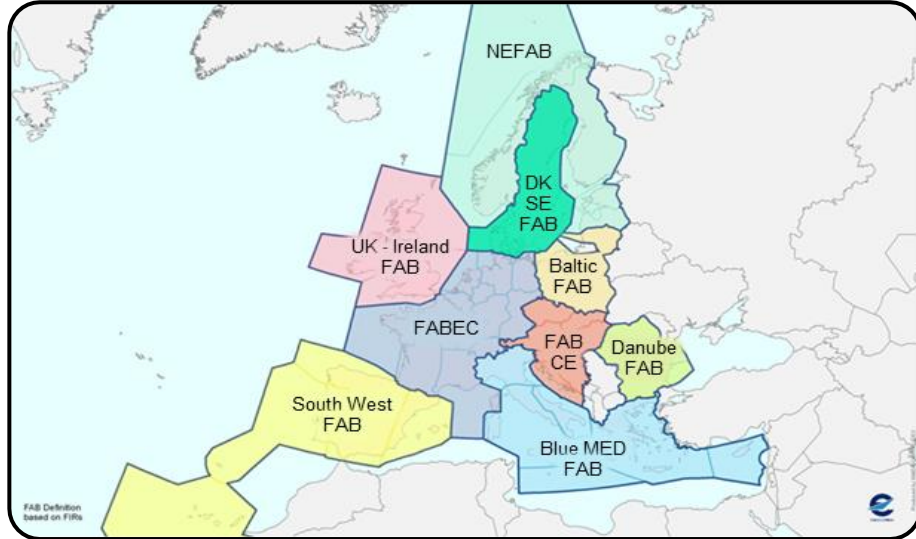


Unique routes served



- Airlines categories are defined by EUROCONTROL as : « mainline, low cost airlines and regional airlines)
- For airlines, routes below at least 1 connection a week are excluded from the analysis (*it is assumed that below at least 1 weekly connection, a route cannot be considered as a part of the scheduled air transport offer).*

AREAS



ECAC stands for European Civil Aviation Conference

The « Business Aviation » segment is defined by Eurocontrol as follows :

A318	Airbus A318	Airbus	Bizliner	flight type G only
A319	Airbus A319	Airbus	Bizliner	flight type G only
A320	Airbus A320	Airbus	Bizliner	flight type G only
ASTR	Gulfstream G100	Gulfstream	Midsize Jet	
B350	King Air 350	Hawker Beechcraft	Turboprop	flight type G and N only
B737	Boeing 737-700	Boeing	Bizliner	flight type G only
B738	Boeing 737-800	Boeing	Bizliner	flight type G only
B739	Boeing 737-900	Boeing	Bizliner	flight type G only
B748	Boeing 747-8I	Boeing	Bizliner	flight type G only
B77L	Boeing 777-200 Freighter	Boeing	Bizliner	flight type G only
B77W	Boeing 777-300ER	Boeing	Bizliner	flight type G only
B788	Boeing 787-8	Boeing	Bizliner	flight type G only
B789	Boeing 787-9	Boeing	Bizliner	flight type G only
BE10	KingAir 100	Hawker Beechcraft	Turboprop	
BE20	King Air 200	Hawker Beechcraft	Turboprop	
BE30	Super King Air 300	Hawker Beechcraft	Turboprop	
BE40	Hawker Beechjet 400	Hawker Beechcraft	Light Jet	
BE90	King Air 90	Hawker Beechcraft	Turboprop	
BE9L	King Air 90	Hawker Beechcraft	Turboprop	
BE9T	KingAir 90	Hawker Beechcraft	Turboprop	
C208	Cessna 208 Caravan	Cessna	Turboprop	
C25A	Cessna Citation CJ2	Cessna	Light Jet	
C25B	Cessna Citation CJ3	Cessna	Light Jet	
C25C	Cessna Citation CJ4	Cessna	Light Jet	
C25M	Cessna M2	Cessna	Light Jet	
C425	Cessna Corsair	Cessna	Turboprop	
C441	Cessna Conquest	Cessna	Turboprop	
C500	Cessna Citation I	Cessna	Light Jet	
C501	Cessna Citation ISP	Cessna	Light Jet	
C510	Cessna Citation Mustang	Cessna	Light Jet	
C525	Cessna Citation CJ1	Cessna	Light Jet	
C550	Cessna Citation II	Cessna	Light Jet	
C551	Cessna Citation IISP	Cessna	Light Jet	
C55B	Cessna Citation Bravo	Cessna	Light Jet	
C560	Cessna Citation V	Cessna	Light Jet	
C56X	Cessna Citation Excel / XLS	Cessna	Light Jet	

C650	Cessna Citation III	Cessna	Midsize Jet	
C680	Citation Sovereign	Cessna	Midsize Jet	
C750	Cessna Citation X	Cessna	Midsize Jet	
CL30	Challenger 300 series	Bombardier	Midsize Jet	
CL35	Challenger 350	Bombardier	Midsize Jet	
CL60	Challenger 600 series	Bombardier	Heavy Jet	
CRJ2	Challenger 800-850	Bombardier	Heavy Jet	flight type G only
E135	Embraer RJ135	Embraer	Heavy Jet	flight type G only
E145	Embraer RJ145	Embraer	Heavy Jet	flight type G only
E190	Embraer 190	Embraer	Bizliner	flight type G only
E35L	Legacy 600 series	Embraer	Heavy Jet	
E50P	Embraer Phenom 100	Embraer	Light Jet	
E545	Legacy 450 / Praetor 500	Embraer	Midsize Jet	
E550	Embraer Legacy 500	Embraer	Midsize Jet	
E55P	Embraer Phenom 300	Embraer	Light Jet	flight type G and N only
E75L	Embraer RJ175	Embraer	Bizliner	flight type G only
EA50	Eclipse 500	Eclipse	Light Jet	
F2TH	Dassault Falcon 2000	Dassault	Heavy Jet	
F900	Dassault Falcon 900	Dassault	Heavy Jet	
FA10	Dassault Falcon 10/100	Dassault	Light Jet	
FA20	Dassault Falcon 20/200	Dassault	Midsize Jet	
FA50	Dassault Falcon 50	Dassault	Midsize Jet	
FA7X	Dassault Falcon 7X	Dassault	Heavy Jet	
FA8X	Dassault Falcon 8X	Dassault	Heavy Jet	
G150	Gulfstream G150	Gulfstream	Midsize Jet	
G280	Gulfstream G280	Gulfstream	Midsize Jet	
GA5C	Gulfstream G500/550	Gulfstream	Heavy Jet	
GA6C	Gulfstream G600/650	Gulfstream	Heavy Jet	
GALX	Gulfstream G200	Gulfstream	Midsize Jet	
GL5T	Global 5000	Bombardier	Heavy Jet	
GL6T	Global 6000	Bombardier	Heavy Jet	
GLEX	Global Express / 6000	Bombardier	Heavy Jet	
GLF2	Gulfstream 2	Gulfstream	Heavy Jet	
GLF3	Gulfstream 3	Gulfstream	Heavy Jet	
GLF4	Gulfstream G300/450	Gulfstream	Heavy Jet	
GLF5	Gulfstream G500/550	Gulfstream	Heavy Jet	

GLF6	Gulfstream G600/650	Gulfstream	Heavy Jet	flight type G and N only
H25B	Hawker 700-900	Hawker Beechcraft	Midsize Jet	
H25C	British Aerospace 125-1000	British Aerospace	Light Jet	
HA4T	Hawker 4000	Hawker Beechcraft	Midsize Jet	
HDJT	HondaJet	Honda	Light Jet	
HF20	Hansa Jet	Hamburger Flugzeugbau	Light Jet	
LJ23	Learjet 23	Bombardier	Light Jet	
LJ24	Learjet 24	Bombardier	Light Jet	
LJ25	Learjet 25	Bombardier	Light Jet	
LJ28	Learjet 28	Bombardier	Light Jet	
LJ31	Learjet 31	Bombardier	Light Jet	
LJ35	Learjet 35	Bombardier	Light Jet	
LJ40	Learjet 40	Bombardier	Light Jet	
LJ45	Learjet 45	Bombardier	Light Jet	
LJ55	Learjet 55	Bombardier	Midsize Jet	
LJ60	Learjet 60	Bombardier	Midsize Jet	
LJ70	Learjet 70	Bombardier	Midsize Jet	
LJ75	Learjet 75	Bombardier	Midsize Jet	
P180	Piaggio P180 Avanti	Piaggio Aerospace	Turboprop	
PAY2	Piper Cheyenne 2	Piper Aircraft	Turboprop	
PAY3	Piper Cheyenne 3	Piper Aircraft	Turboprop	
PAY4	Piper Cheyenne 400	Piper Aircraft	Turboprop	
PC12	Pilatus PC-12	Pilatus	Turboprop	
PC24	Pilatus PC24	Pilatus	Light Jet	
PRM1	Premier 1	Hawker Beechcraft	Light Jet	
SBR1	Sabreliner	NA Rockwell	Light Jet	
SBR2	Sabreliner	NA Rockwell	Light Jet	
SJ30	Syberjet SJ30	SyberJet	Light Jet	
TBM7	Socata TBM 700	Daher-Socata	Turboprop	
TBM8	Socata TBM 850	Daher-Socata	Turboprop	
TBM9	Socata TBM 900 series	Daher-Socata	Turboprop	
WW23	1123 Westwind	IAI	Midsize Jet	
WW24	1124 Westwind	IAI	Midsize Jet	
EA50	Eclipse 500	Eclipse	Light Jet	

The list is permanently updated ...

DISCLAIMER

This report is provided by EBAA for information purposes only and no representation, warranties or other assurances, express or implied, are given as to the quality, accuracy, or completeness of the information contained in, or provided in connection with the report.

Recipients of this report must determine for themselves whether any matters referred to are suitable for their purposes. Neither EBAA nor any of their affiliates, agents, partners, representatives, consultants or any other company, firm or organisation involved in producing this report, nor any of their successors or assign or any employees, officer or director of any of them shall have any liability with respect to the use or reliance on the report by any person, irrespective of any negligence, omission or default, on the part of the foregoing persons.

Any reproduction or publication of this report, in whole or in part, is strictly forbidden without the written consent of EBAA. Please write to communications@ebaa.org for questions related to the use of this report.

For more information, please contact:

Square de Meeûs 37
BE - 1000 Brussels - Belgium

Phone: +32 2 318 28 00
Fax: +32 2 318 28 01

Follow us



@EUROPEANBUSINESSAVIATIONASSOCIATION



@EBAAORG



EUROPEAN BUSINESS AVIATION ASSOCIATION



@EUROPEAN_BUSINESS_AVIATION

www.ebaa.org

